



City of Gainesville  
JOINT CITY-COUNTY COMMISSION SPECIAL MEETING  
AGENDA

Monday, December 16, 2024, 1:00 p.m.

City Hall Auditorium  
200 East University Avenue  
Gainesville, FL 32601

Commission Members

Mayor Harvey L. Ward, Jr.  
Mayor Pro Tempore Cynthia Moore Chestnut (At Large, Seat B)  
Reina Saco (At Large, Seat A)  
Desmon Duncan-Walker (District 1)  
Ed Book (District 2)  
Casey Willits (District 3)  
Bryan Eastman (District 4)

The City Commission makes policy and conducts City business in an open forum. For information on how to attend the meeting and submit public comment, visit the City [Agendas & Meetings website](#).

Neighbors are welcome to attend meetings in person. Seating capacity may be limited. Fill out a comment card and give it to the meeting clerk to request to speak. Speakers will be called to share their comments in the order of sign-up.

The City Hall Auditorium and Roberta Lisle Kline Conference Room are equipped with hearing loop assistive listening systems. When using your own hearing aid, you must switch your device to Telecoil or "T" mode. If your hearing aid does not have a Telecoil mode, broadcast staff can provide a headset.

If you have a disability and need accommodation in order to participate in this meeting, please contact the Office of Equity and Inclusion at (352) 334-5051 at least two business days in advance. TTY (Text Telephone Telecommunication Device) users please call 711 (Florida Relay Service). For Speech to Speech (STS) relay, please call 1-877-955-5334. For STS Spanish relay, please call 1-877-955-8773. For STS French Creole relay, please call 1-877-955-8707.

A. CALL TO ORDER

Agenda Statement: The City of Gainesville encourages civil public speech. The Gainesville City Commission expects each person entering this chamber to treat others with respect and courtesy. Speakers are expected to focus on agenda items under discussion and avoid personal attacks or offensive comments. Threatening language is not allowed. Anyone who repeatedly disrupts the proceedings will be asked to leave. Signs, props, posters, food and drink should be left outside the auditorium.

B. ADOPTION OF THE AGENDA

C. BUSINESS DISCUSSION ITEMS

1.

2024-948 Street Light Payment in the Unincorporated Area (B)

Department: Office of the City Manager

Description: Discuss the payment by the City for public street lights located in the unincorporated area.

Fiscal Note: Public street lights in the unincorporated area cost an estimated \$1.3 million per year.

Recommendation: The Joint City/County Commission discuss negotiation of new agreement between Alachua County and Gainesville Regional Utilities for streetlights in the unincorporated area of the county.

4
2.

2024-949 Joint Surtax Project Grant Application (B)

Department: Office of the City Manager

Description: Discuss the project grant applications for the Infrastructure Surtax (Wild Spaces & Public Places and Streets, Stations & Strong Foundations).

Fiscal Note: This item involves \$6,666,666 in Infrastructure Grant Funding from Alachua County to the City of Gainesville.

Recommendation: The Joint City/County Commission 1) discuss the proposed Infrastructure projects and 2) request the County to approve the grant applications for six projects.

18



3.

2024-947 Camping on Public Right-of-Way, Property and Parks (B)

Department: Office of the City Manager

Description: Discuss HB 1365 (Florida Statute §125.0231) regarding camping in Public Right-of-Way, on Public Property and in Parks.

Fiscal Note: This item has no fiscal impact.

Recommendation: The Joint City/County Commission 1) receive a presentation from staff and 2) take action as appropriate.

320
4.

2024-945 One Nation One Project GNV Data Review and Best Practices Presentation (B)

Department: Gainesville Fire Rescue

Description: Staff from the City of Gainesville Parks, Recreation, and Cultural Affairs and Fire Rescue departments will give a presentation to the Joint City/County Commission showcasing data collected through the two-year arts and wellbeing initiative, One Nation One Project GNV, including lessons learned and best practices.

Fiscal Note: NA

Recommendation: The Joint City/County Commission hear a presentation from City of Gainesville staff.

336

- D. MEMBER COMMENT
- E. ADJOURNMENT



## City of Gainesville Agenda Item Report

---

**File Number:** 2024-948

**Agenda Date:** December 16, 2024

**Department:** Office of the City Manager

**Title:** 2024-948 Street Light Payment in the Unincorporated Area (B)

**Department:** Office of the City Manager

**Description:** Discuss the payment by the City for public street lights located in the unincorporated area.

**Fiscal Note:** Public street lights in the unincorporated area cost an estimated \$1.3 million per year.

**Explanation:** In August 1975, the City of Gainesville adopted ordinance #2065 stating that the cost for the public streetlight system outside the corporate limits will be paid with surcharge funds derived from the sale of electricity and water outside the corporate limits of the City.

In December of 1979, The RUB Out agreement dissolved the Regional Utilities Board.

As part of that agreement:

- a. Formula established for General Fund Transfer (max increase of 3% per year).
- b. City to reimburse County for Street Light and Fire Hydrants in exchange for the benefits of City utility property located within Alachua County.
- c. Agreement expires September 30, 1986.

In January 1987, the Rub Out Agreement was extended to September 30, 1987. As part of that extension, part a. above was removed.

On February 21, 1990, the Fire Hydrant and Street Light Agreement between the City and County was approved. This agreement states that fire hydrant and public streetlights will be paid for by the City out of the General Fund. At the time this agreement was approved, GRU was not a separate charter office within the City of Gainesville – it was part of General Government.

In May 1990, the General Manager for Utilities became a separate Charter Officer reporting directly to the City Commission. Prior to this change, the General Manager for Utilities was a Department Head reporting to the City Manager.

In August 2005, the City Commission alters fire hydrant charges to be included in the base rates of water. This went into effect on October 1, 2006 via Ordinance #0-05-84.

The RUB Out agreement executed in December 1979 states that the City is to reimburse County for Street Light and Fire Hydrants. This is in exchange for the benefits of City utility property located within Alachua County.

With the implementation of Florida Statutes § 5256-348 (Formerly known as HB 1645), the GRU Authority Board was created to govern GRU. As the street light and fire hydrant reimbursement is in exchange for the benefits of City utility property located within Alachua County, the reimbursement should no longer come from the General Fund nor be paid by the City of Gainesville as the City of Gainesville – General Government derives no benefit from this arrangement. The benefit is with GRU for the location of their facilities within property in the unincorporated area.

**Strategic Connection:**

- ☐ Goal 1: Equitable Community
- ☐ Goal 2: More Sustainable Community
- ☐ Goal 3: A Great Place to Live and Experience
- ☐ Goal 4: Resilient Local Economy
- ☒ Goal 5: “Best in Class” Neighbor Services

**Recommendation:** The Joint City/County Commission discuss negotiation of new agreement between Alachua County and Gainesville Regional Utilities for streetlights in the unincorporated area of the county, discuss negotiation of new agreement between Alachua County and Gainesville Regional Utilities for street lights in the unincorporated area of the county.

**FIRE HYDRANT AND PUBLIC STREET LIGHTING SERVICES AGREEMENT**

THIS AGREEMENT is made and entered into this 21st day of February A.D., 1990, by and between the City of Gainesville, a municipal corporation, hereinafter referred to as "City," and Alachua County, a political subdivision of the State of Florida, hereinafter referred to as "County"

**W I T N E S S E T H:**

WHEREAS, from December 19, 1972, to December 19, 1979, the City of Gainesville, Florida (the "City") and Alachua County, a political subdivision of the State of Florida (the "County") operated the utility system of the City pursuant to interlocal agreement as the Gainesville-Alachua County Regional Electric, Water and Sewer Utilities Board (the "Board"), and

WHEREAS, on December 19, 1979, the parties entered into an interlocal agreement to dissolve the Board (the "Agreement"), and

WHEREAS, the December 19, 1979, Agreement provided for assessment of fire hydrant and street light services to the County and payment of an amount equal to the charges assessed against the County for such services to be paid monthly to the County in exchange for benefits derived by the City due to the location of City utility property within Alachua County, and

WHEREAS, the December 19, 1979, Agreement expired on September 30, 1987, following a one year extension beyond the initial expiration date of September 30, 1986, and

- 1 -

WHEREAS, the City continued to charge the County for such services during the period from October 1, 1987, through September 30, 1988, and the County paid for such services, and

WHEREAS, the City and the County entered into a one year agreement for the period beginning October 1, 1988, and ending September 30, 1989, whereby the City agreed to absorb all charges and costs associated with the provision of such services for the time period October 1, 1988, through and including March 31, 1989, and the County agreed to pay all charges and costs associated with the provision of such services for the time period April 1, 1989, through and including September 30, 1989, and

WHEREAS, the City and the County now desire to enter into an agreement to provide for payment for such services for the fiscal year beginning October 1, 1989, and future years;

NOW, THEREFORE, in consideration of the above and the mutual benefits to flow to each other, the parties agree as follows:

Section 1. This agreement shall be effective for fire hydrant and street lighting services rendered on and after October 1, 1989, and shall continue until terminated by mutual agreement of the parties.

**Section 2. The City shall install, operate and maintain fire hydrants and public street lights in the unincorporated portion of the utilities service area under the same terms and conditions as would be otherwise provided to the City upon authorization by the County; provided, however, that the City's obligation to install fire hydrants or street lights in the unincorporated area shall be subject to the following:**

**a) The City shall not be obligated to install more fire hydrants in new developments in any fiscal year than are necessary to meet the following criteria: fire hydrants shall be installed so that no portion of any single-family or two-family dwelling shall be more than five hundred (500) feet from a fire hydrant, and no portion of any other building shall be more than three hundred and fifty (350) feet from a fire hydrant.**

**b) The City shall not be obligated to install more than thirty five (35) hydrants in existing developments or other existing areas in any fiscal year.**

**c) The City shall not be obligated to install any fire hydrants in any area where the water infrastructure is incapable of supporting such service.**

**d) The City shall not be obligated to install more street lights, or street lights of a different type or standard, in any new development than would be installed if such development were within the boundaries of the City.**

**- 3 -**

e) The City shall not be obligated to install more street lights in a Florida Department of Transportation ("D.O.T.") road improvement project than would be installed if such project within the boundaries of the City. The City shall not be obligated to enter into agreements with the D.O.T. for operation and maintenance of the street lights installed in such project. Execution of such agreements shall remain the responsibility of the County.

f) The City shall not be obligated to install more than fifty (50) street lights in existing residential developments or other existing public rights-of-way in any fiscal year.

g) The limitations imposed in subparagraph f) above shall not apply to the following:

- (1) Street lighting installations completed after October 1, 1987, pursuant to rental agreements with the City which, but for a moratorium on public street lighting installations imposed by the County Engineer by letter dated October 2, 1987, would have been installed as public lighting projects in the unincorporated area shall be considered County public lighting installations beginning the first day of the month following execution of this agreement. Any reimbursement to leasees under said rental agreements of rental charges paid prior to the first day of the month following execution of this agreement shall be the sole responsibility of the County; and,

- 4 -

- (2) All other developments in the unincorporated area completed after October 1, 1987, where street lights were not installed in public rights-of-way within the utilities service area and in which, but for a moratorium imposed by the County Engineer by letter dated October 2, 1987, would have been installed as public lighting projects shall be installed in the future in accordance with a mutually acceptable schedule to be developed by City and County staff; and,
- (3) Street lighting installations located on public rights of way in the unincorporated areas of the County previously transferred or to be transferred to the City in accordance with the terms and conditions of the territorial agreement dated July 21, 1986, between the City of Gainesville and Clay Electric Cooperative shall be considered public street lighting from the date of original acquisition by the City from Clay Electric Cooperative; and,
- (4) County and Florida Department of Transportation ("DOT") road reconstruction projects completed after October 1, 1987, which, but for a moratorium imposed by the County Engineer by letter dated October 2, 1987, would have been installed as road improvement projects in the unincorporated area. These projects shall be installed in the future in accordance with a mutually acceptable schedule to be developed by City and County staff.



Provided however, that payment of any capital expense which would have been eligible for DOT funding or which will be eligible for DOT funding in the future shall be the responsibility of the County.

It is agreed that public fire hydrants and street lights which have been installed as of the date of this agreement or will be installed in accordance with Section 2, Subparagraph g) have been authorized by the County. If this agreement is terminated by the parties, the County shall have the right to purchase the street lighting facilities (poles and lighting apparatus) installed in the unincorporated area of Alachua County from the City at replacement cost less depreciation, provided such facilities are not in use as part of the City's electric distribution facilities. In the event the County shall purchase such facilities and to the extent that such facilities are in the service area of the City's electric utility, the City shall provide electric service to such facilities at reasonable rates and charges for such service.

h) Nothing in this agreement shall be construed to modify, change, or amend the City's present Utility Systems electric, gas, water or wastewater ordinances, policies, practices or procedures (hereinafter "regulations"). The City reserves the right to modify, change, or amend its Utility Systems regulations

including but not limited to regulations relating to the installation costs and expenses of street lights, as long as the regulations apply equally to the customers within and without the City.

Section 3. Each month the Utilities Systems shall charge the County for fire hydrant and street lighting services provided within the unincorporated area of Alachua County for fire hydrants and street lights installed after authorization by the County. Such charge shall be in accordance with the prevailing rates, fees and charges in the Gainesville Code of Ordinances applicable to such services. The charges for such services shall not be higher than those assessed against the City for the same types of services. Except as otherwise provided herein, the County shall pay the utilities systems for all amounts charged for such services within 45 days from the date each bill is issued.

Section 4. Subsequent to the payment of each charge for services as provided for in Section 3, the City shall reimburse the County from its general fund an amount equal to the charges paid to the City by the County for fire hydrant and street lighting services; except, however, that during the first fiscal year of this agreement (1989/1990), the City shall have no obligation to reimburse the County for charges paid by the County for fire hydrant and street lighting services. Notwithstanding any other provision of this agreement the County shall have until January 1, 1991, to fully pay all charges accruing during fiscal year 1989/1990.

Section 5. The foregoing Section 4 notwithstanding, it is agreed, however, that if the County shall exercise any right, which the County may have, to levy or impose any permit, license, franchise fee or other charge for use of County rights-of-way by the electric, gas, water and wastewater systems of the City, or any of them, by ordinance, contract or other means, on the City during the term of this agreement, there shall be a credit against the total permit, license or franchise fee to be paid by the City in an amount equal to the reimbursement amount paid by the City pursuant to this agreement.

Section 6. The provisions of Section 5 notwithstanding, it is also agreed that the amount of reimbursement for street lighting services by the City required to be paid in any fiscal year shall not exceed the amount of revenue derived from the surcharge on electric services assessed by the City against electric customers located within the unincorporated area of Alachua County which may lawfully be transferred to the City's general fund, and that the amount of reimbursement for fire hydrant services by the City required to be paid in any fiscal year shall not exceed the amount of revenue derived from the surcharge on water services assessed by the City against water customers located within the unincorporated area of Alachua County which may lawfully be transferred to the City's general fund.

Section 7. To enable the City to properly take future taxes or fees into consideration when setting utility rates and charges and adopting its budget for the next fiscal year, the County hereby

agrees that it shall notify the City on or before April 1, 1990, and March 1 of any fiscal year thereafter of its intention to levy or impose, by ordinance, contract or other means, during the next fiscal year either a utility or public service tax on the provision of electric, gas, water or wastewater services, or any permit, license, franchise fee or other charge for use of County streets and rights-of-way by the electric, gas, water and wastewater systems of the City, or any of them. It is understood and agreed, however, that nothing contained in this agreement shall be interpreted: a) so as to constitute any concession or agreement on the part of the City that the County has any legal right to levy or impose, by ordinance, contract or other means, either a franchise fee or utility tax; or b) to preclude the County from lawfully levying or imposing a valid franchise fee or utility tax.

Section 8. Except for the notice requirement set forth in Section 7, nothing contained in this agreement shall be interpreted to restrict any right which the County may have to levy or impose any permit, license, franchise fee or other charge for use of County streets and rights-of-way by the electric, gas, water and wastewater systems of the City by ordinance, contract or other means, on the City during the term of this agreement. However, the County agrees to permit the City to use County rights-of-way for City utility purposes for the period this agreement is in effect subject to any permit, license, franchise fee or other charge for the use of County streets and rights-of-way.

Section 9. It is agreed that the reimbursement provided for in Section 4, shall be paid to the County as a payment in exchange for benefits derived by the City due to the location of City utility property within Alachua County for the entire period this agreement is in force and effect.

Section 10. All of the Sections of this agreement are interdependent and unseverable, and if any section, or part hereof, shall be deemed illegal, void or unenforceable by a court of competent jurisdiction, the parties agree that charges and reimbursements provided for herein shall not be subject to refund and that neither party shall take any action to assert any right to such refund. It is further agreed that if any section, or part hereof, shall be deemed illegal, void or unenforceable by a court of competent jurisdiction, both parties shall be relieved from any further obligation hereunder and this agreement shall be void and of no further force or effect.

Section 11. This agreement represents the entire agreement between the parties relating to the provision of fire hydrant and street lighting services. This agreement supercedes all other agreements between the parties relating to such matters whether oral or written.

Section 12. No section, or part thereof, of this agreement may be altered, amended, or modified except in writing, executed by both parties.

Section 13. The rights of the parties under this Agreement shall be subject at all times to the rights relating to the disposition of utilities system revenues of holders of notes of the City outstanding on the date of this agreement and to the rights relating to the disposition of utilities system revenues of holders of indebtedness of the City incurred under the current utilities system Bond Resolution or any bond resolution or indenture subsequently entered into governing the obligations of the City in respect to the indebtedness of the City's utilities systems.

IN WITNESS WHEREOF, the parties have caused this agreement to be executed for the uses and purposes herein expressed the day and year first above written.

ATTEST:

A. Curtis Powers  
A. Curtis Powers, Clerk

ALACHUA, COUNTY, FLORIDA

Kate Barnes  
Kate Barnes, Chairman  
Board of County Commissioners

APPROVED AS TO FORM

James D. Smith  
Alachua County Attorney

ATTEST:

Mary Ann B. Frazer  
Mary Ann B. Frazer  
Clerk of the Commission

CITY OF GAINESVILLE, FLORIDA

Cynthia Moore Chestnut  
Cynthia Moore Chestnut  
Mayor-Commissioner

- 11 -

Approved as to form and correctness  
by Marlon J. Radson  
Marlon J. Radson, City Att.: nay  
City of Gainesville, Florida  
JUL 15 1990





## City of Gainesville Agenda Item Report

---

**File Number:** 2024-949

**Agenda Date:** December 16, 2024

**Department:** Office of the City Manager

**Title:** 2024-949 Joint Surtax Project Grant Application (B)

**Department:** Office of the City Manager

**Description:** Discuss the project grant applications for the Infrastructure Surtax (Wild Spaces & Public Places and Streets, Stations & Strong Foundations).

**Fiscal Note:** This item involves \$6,666,666 in Infrastructure Grant Funding from Alachua County to the City of Gainesville.

**Explanation:** With the new County-wide Infrastructure Surtax that went into effect January 1<sup>st</sup>, 2023, the Alachua County Board of County Commissioners made available grant funding to the City of Gainesville.

The grant funding is broken down as follows:

1. Infrastructure (Streets, Stations & Strong Foundations):
  - a. \$3,000,000 City of Gainesville Grant
  - b. \$ 333,333 County-wide municipal grant.
2. Wild Spaces & Public Places:
  - a. \$3,000,000 City of Gainesville Grant
  - b. \$ 333,333 County-wide municipal grant.

The City is proposing the following projects and project amounts:

Infrastructure (Streets, Stations & Strong Foundations):

1. N.E. 9<sup>th</sup> Street Reconstruction - \$ 2,333,333  
Total Project Cost Estimate - \$5,200,000.
2. Southwest Public Safety Center - \$ 1,000,000  
Total Project Cost Estimate - \$28,000,000.

Wild Spaces & Public Places:



1. Thelma Boltin Center Renovations - \$ 1,500,000
2. Citizen's Field Renovations - \$ 1,000,000
3. Sweetwater Branch Park Improvements - \$ 500,000
4. N.E. 31<sup>st</sup> Avenue Trail from N.E. 15<sup>th</sup> Street to Waldo Road - \$ 333,333

**Strategic Connection:**

- ☐ Goal 1: Equitable Community
- ☒ Goal 2: More Sustainable Community
- ☒ Goal 3: A Great Place to Live and Experience
- ☐ Goal 4: Resilient Local Economy
- ☒ Goal 5: "Best in Class" Neighbor Services

**Recommendation:** The Joint City/County Commission 1) discuss the proposed Infrastructure projects and 2) request the County to approve the grant applications for six projects.



# Infrastructure Surtax

Streets, Stations & Strong Foundations

Philip R. Mann, P.E.

Special Advisor to the City Manager for Infrastructure & Capital Projects



# Infrastructure Surtax – County Matching Grant

- Alachua County has made \$3,000,000 available to the City of Gainesville and an additional \$333,333 as part of a Countywide split for Surtax Projects.
- The City of Gainesville is proposing two projects for this funding:
  - N.E. 9<sup>th</sup> Street Milling & Resurfacing – East University Avenue to N.E. 23<sup>rd</sup> Avenue.
  - Southwest Public Safety Center – 4200 SW Archer Road

# N.E. 9<sup>th</sup> Street Milling & Resurfacing

- N.E. 9<sup>th</sup> Street will be milled & resurfaced from East University Avenue to N.E. 23<sup>rd</sup> Avenue.
- This will include the elimination of parking bays and the installation of protected bike lanes.
- It provides direct access to Howard Bishop Middle School.
- It provides indirect access to Metcalfe Elementary School.

## N.E. 9<sup>th</sup> Street Milling & Resurfacing (cont.)

- N.E. 9<sup>th</sup> Street benefits the east side of Gainesville by serving as a collector road between N.E. 23<sup>rd</sup> Avenue and East University Avenue.
- It is a link to N.E. 23<sup>rd</sup> Avenue, N.E. 16<sup>th</sup> Avenue and East University Avenue. All are all arterial roadways.
- The traffic signals at N.E. 23<sup>rd</sup> Avenue (FDOT) and at N.E. 16<sup>th</sup> Avenue (County) will be reconstructed as part of this project.
- Three raised intersections will be constructed along the corridor to provide traffic calming along the corridor.

## N.E. 9<sup>th</sup> Street Milling & Resurfacing (cont.)

- The proposed project will be part of the vision zero program by providing protected bike lanes to enhance multi-modal transportation safety.
- The final design is the result of various community meetings and City Commission presentations.
- The estimated cost of the selected cross section is: \$5,200,000
- The City is recommending that \$2,333,333 of the County Grant be approved for use on this project.



# N.E. 9<sup>th</sup> Street Milling & Resurfacing (cont.)





# Southwest Public Safety Center

- The Southwest Public Safety Center will serve the southwest section of Gainesville with the following services:
  - Fire-Rescue (GFR Station #9 – relocated from Butler Plaza);
  - Public Works Warehouse / Annex;
  - A Community Room for Public Meetings.
- This will provide services to citizens without having to travel downtown for certain services.
- In accordance with the City-County Fire Services Agreement, this station will respond to calls outside the City Limits.



# Southwest Public Safety Center (cont.)

- The total estimated construction cost is: \$28,000,000
- The City is recommending that \$1,000,000 of the County Grant be approved for use on this project.



# Questions?





# Wild Spaces & Public Places

Betsy Waite, P.E. | Director



# Agenda



**Proposed 2023-2032  
Joint City/County  
Projects**



**Update on 2017-2022  
Joint City/County  
Projects**







**\$3M County Partnership Funding – Divided between the 9 municipalities (\$333,333 for the City of Gainesville for this round of WSPP).**

**Proposed Project:**

- NE 31st Avenue Trail (NE 15th Street to NE Waldo Road), \$333,333



**\$3M County Partnership Funding – Dedicated to the City of Gainesville.**

**Proposed projects:**

- Thelma A. Boltin Center, \$1,500,000
  - 8<sup>th</sup> and Waldo, \$1,000,000
- Sweetwater Wetlands Park Visitor's Center, \$500,000

# \$333,333 Grant Project



Project Overview



Who will benefit from the project?



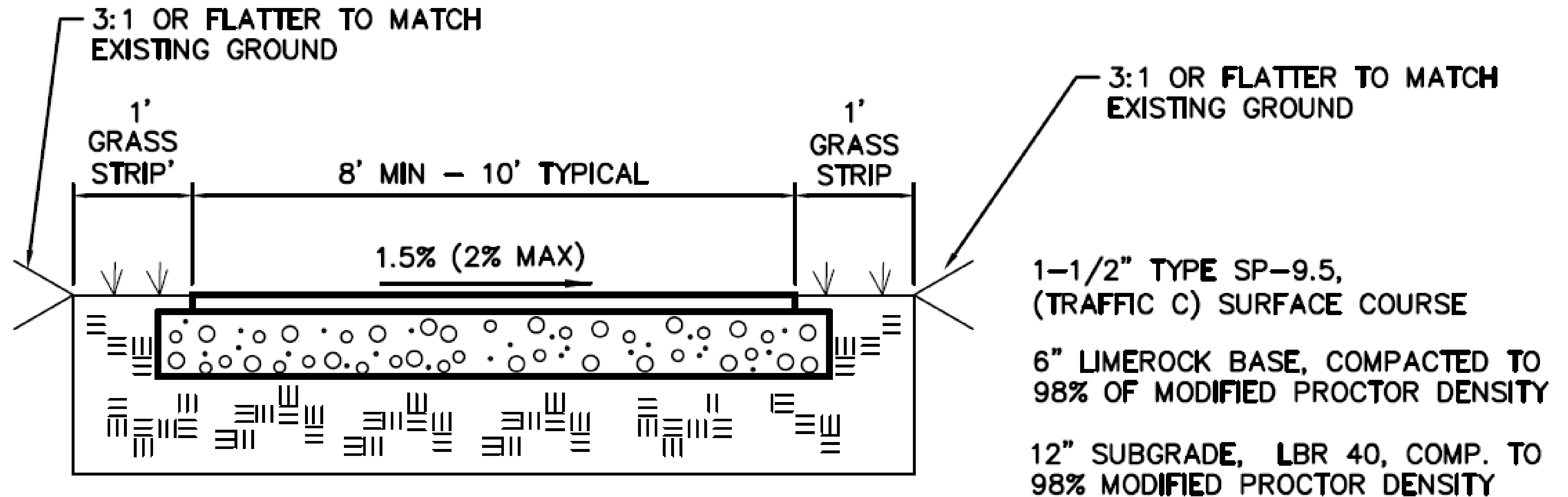
Local & County-Wide Significance

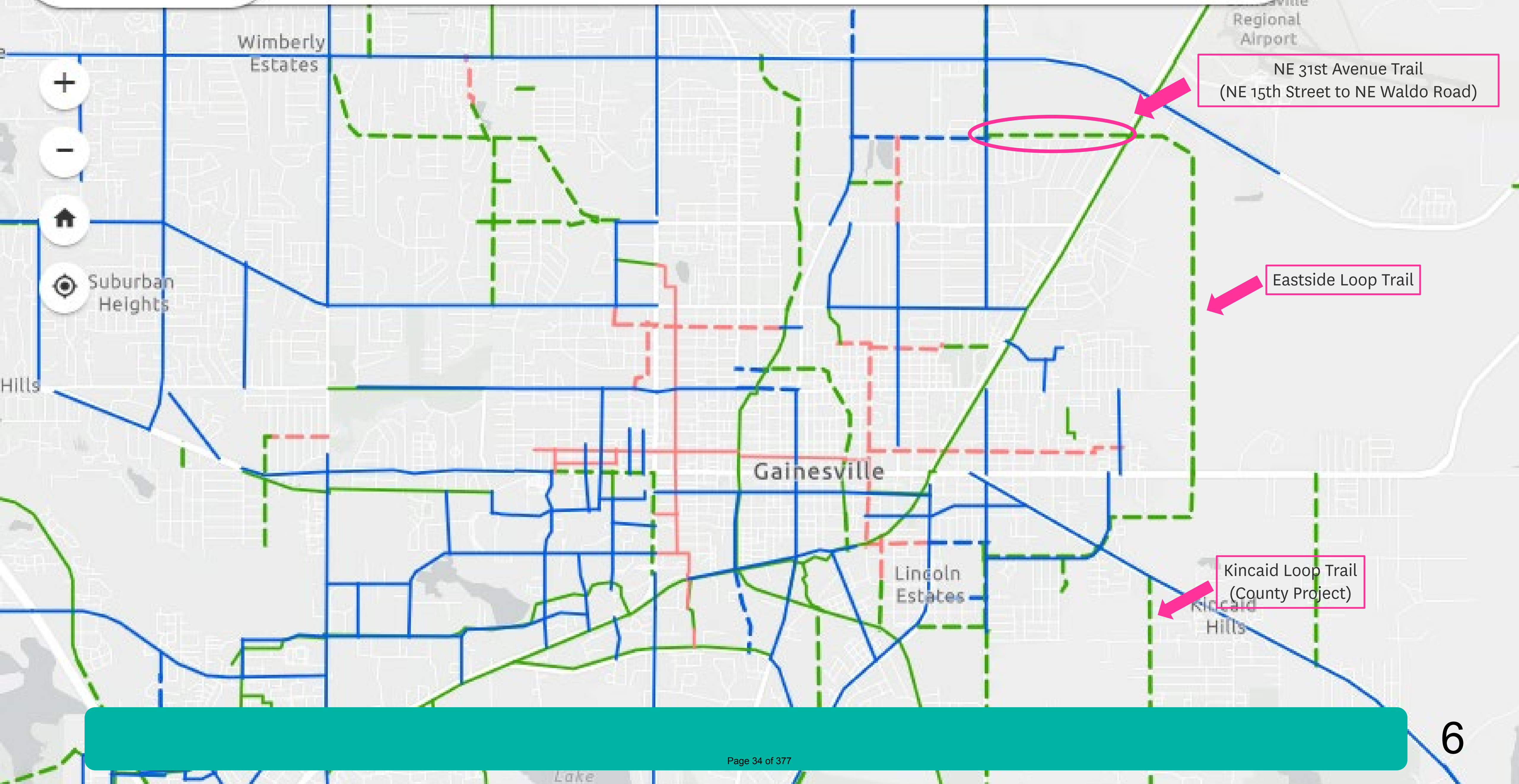


Next Steps

## NE 31st Avenue Trail (NE 15th Street to NE Waldo Road)





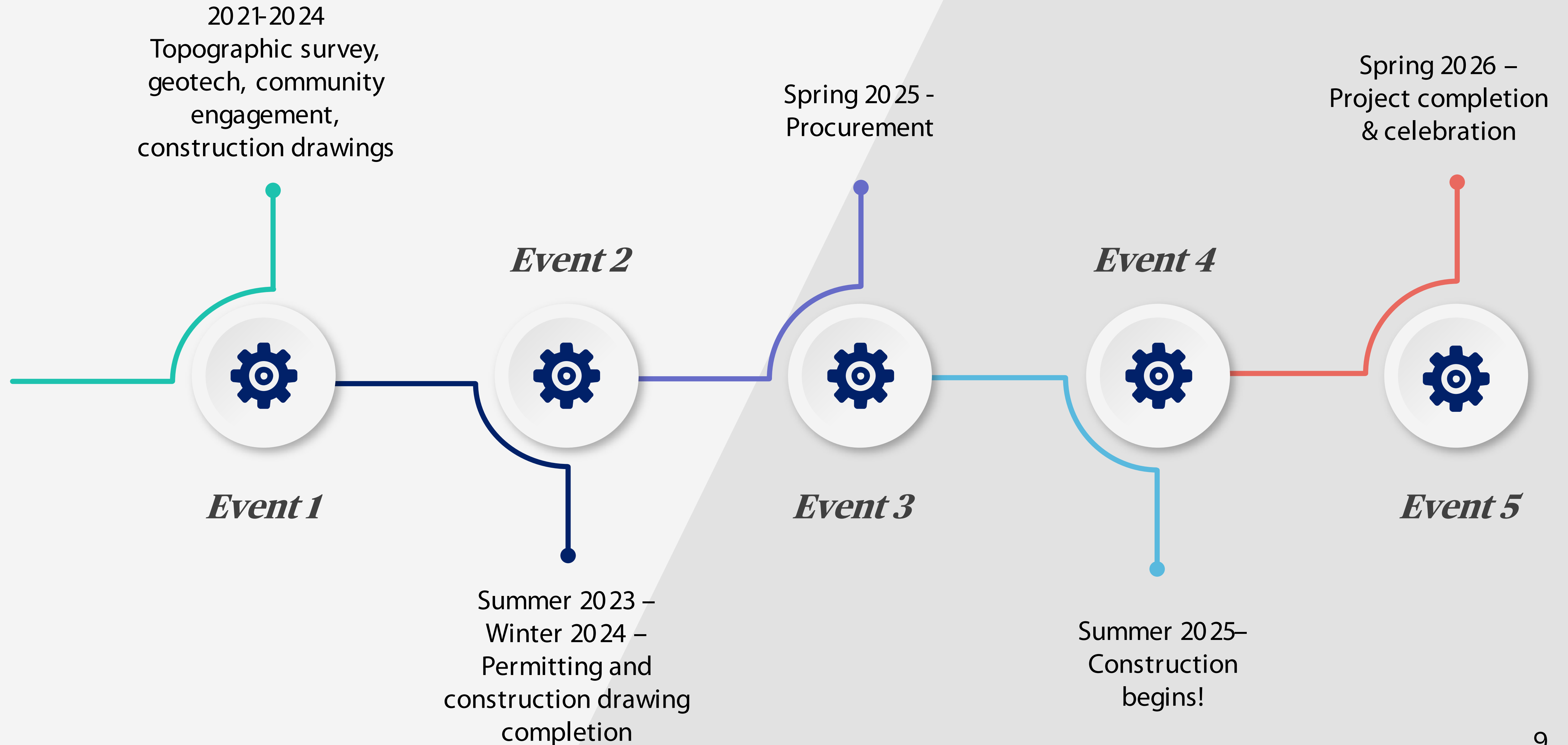




- 🌿 Neighbors and regional trail users.
- 🌿 Trails add value to homes within surrounding communities.
- 🌿 Establishing a connected system of greenways and trails provides regional users with transportation options.
- 🌿 Local businesses. Trails can become tourist attractions, drawing users from outside the region.
- 🌿 The environment. Carbon emissions could be reduced by providing sustainable transportation options.

- ✿ Neighbors will benefit from having a safe space for children, cyclists and other pedestrians to travel through their community without fear of traffic dangers.
  - ✿ This trail will improve safe access to Unity Park and Flatwoods Conservation Area.
  - ✿ Trails promote a variety of exercise from cycling, walking, jogging, and more.
  - ✿ Trails help people of all ages incorporate exercise into their daily routines by connecting them with places they want or need to go.
- 
- ✿ Establishing a connected system of greenways and trails provides regional users with transportation options, supports local businesses and can even be tourist attractions, drawing users from outside the region.
  - ✿ This trail is part of the larger interconnected system (and the longer-term vision of the Eastside Loop Trail).

# Project Timeline





# Thelma A. Boltin Center

## \$1,500,000



Project Overview



Who will benefit from the project?



Local & County-Wide Significance



Next Steps





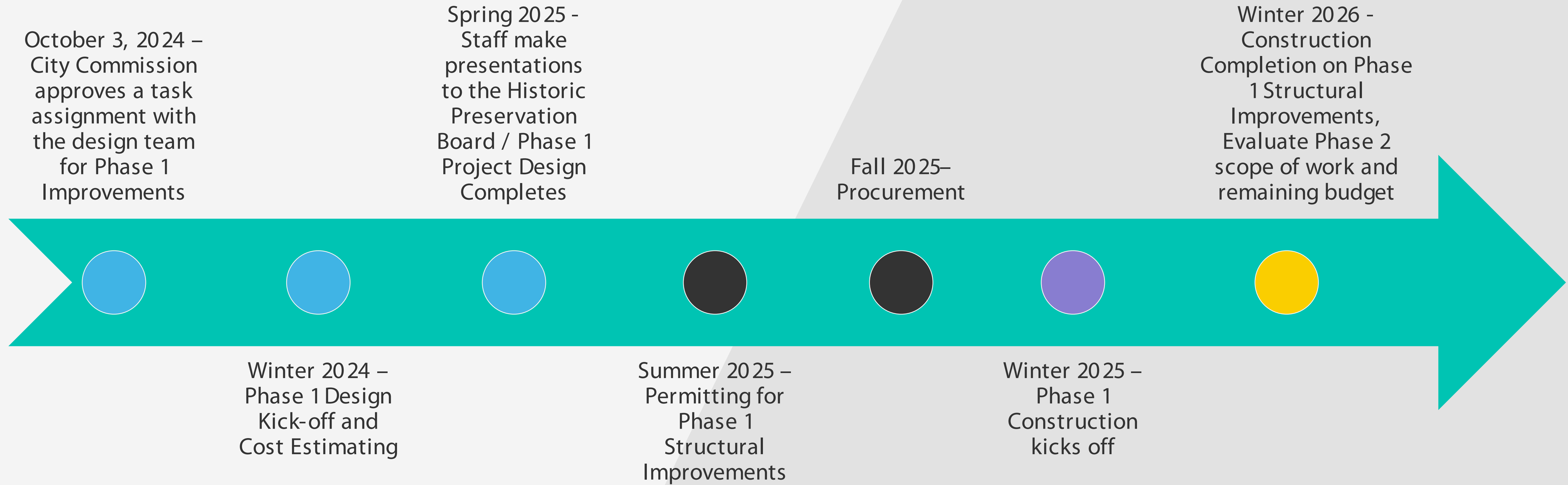
- ✿ Neighbors and regional users
- ✿ The renovated building will be used for a variety of rentals to include dance, musical performances, business meetings and community events
- ✿ Larger events will draw users from outside the region





# Local & County-Wide Significance





# 8th and Waldo



Project Overview



Who will benefit from the project?



Local & County-Wide Significance



Next Steps

**8<sup>th</sup> and Waldo Improvements**  
**\$1,000,000**



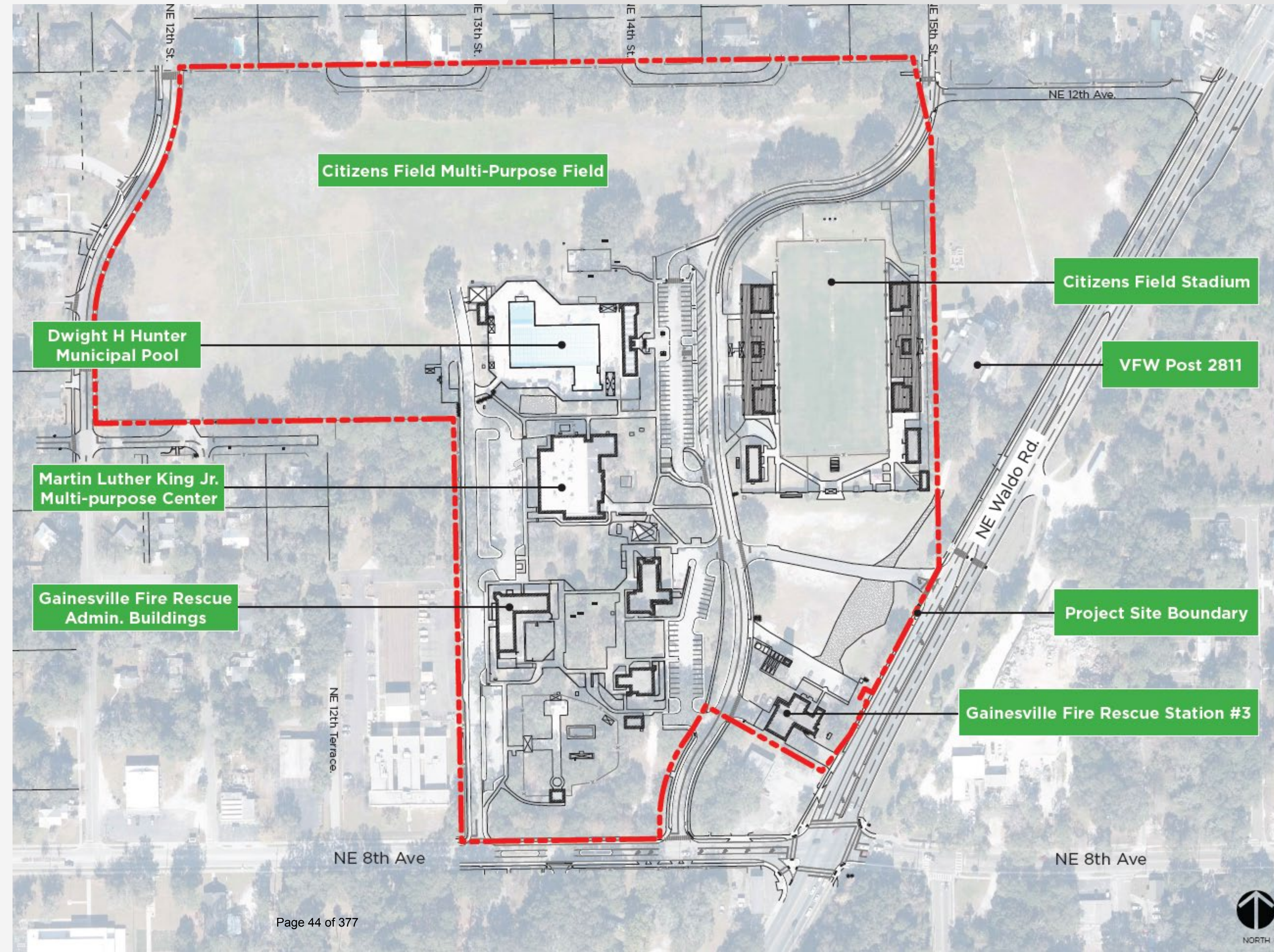


# 🌿 Neighbors and regional sports enthusiasts



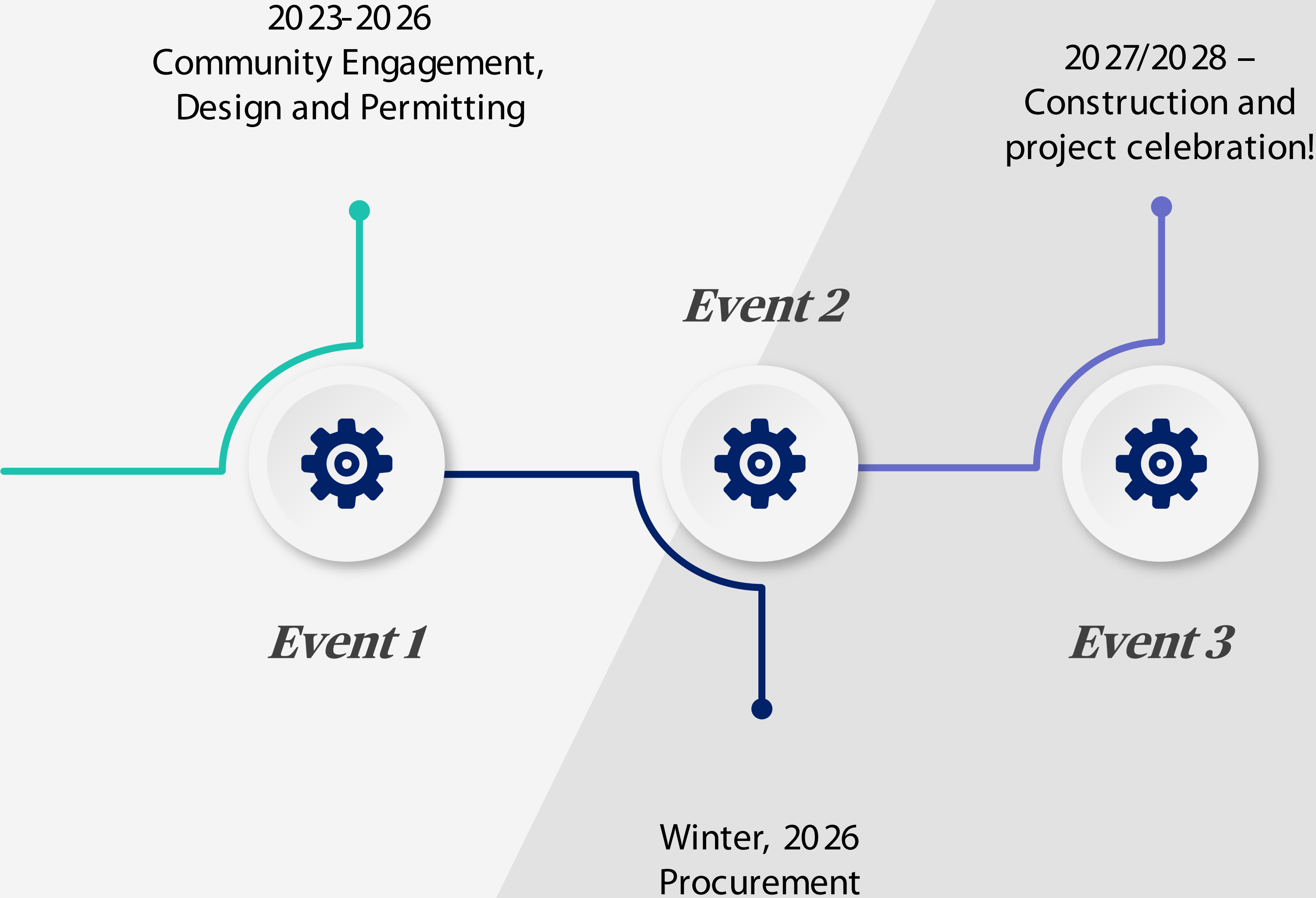


🌿 Sports tourism can have positive economic impact on the local economy by attracting users from outside the area.





# Project Timeline





# Sweetwater Wetlands Park Vistor's Center



Project Overview



Who will benefit from  
the project?



Local & County-Wide  
Significance



Next Steps

## Sweetwater Wetlands Park Visitor's Center

**\$500,000**





✿ The visitor's center will be used for a variety of user groups to include ACPS students, Audubon, and many others! Having a structure where park patrons can seek refuge from inclement weather and have lunch will allow users to extend their visits.

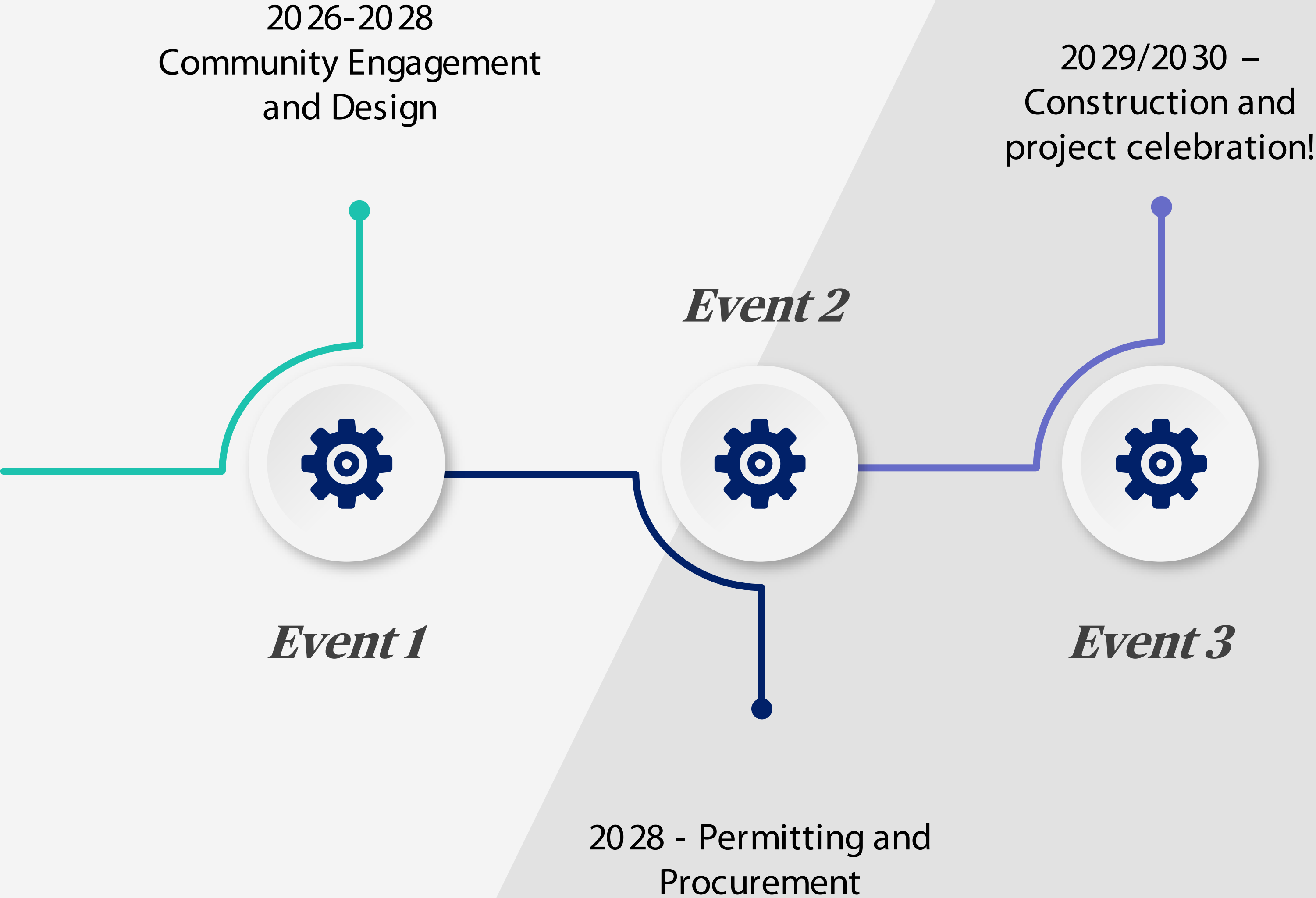
✿ Sweetwater Wetlands Park earned the Great Florida Birding & Wildlife Trail site designation from the Florida Fish and Wildlife Conservation Commission (FWC) in 2023.



# Local & County-Wide Significance



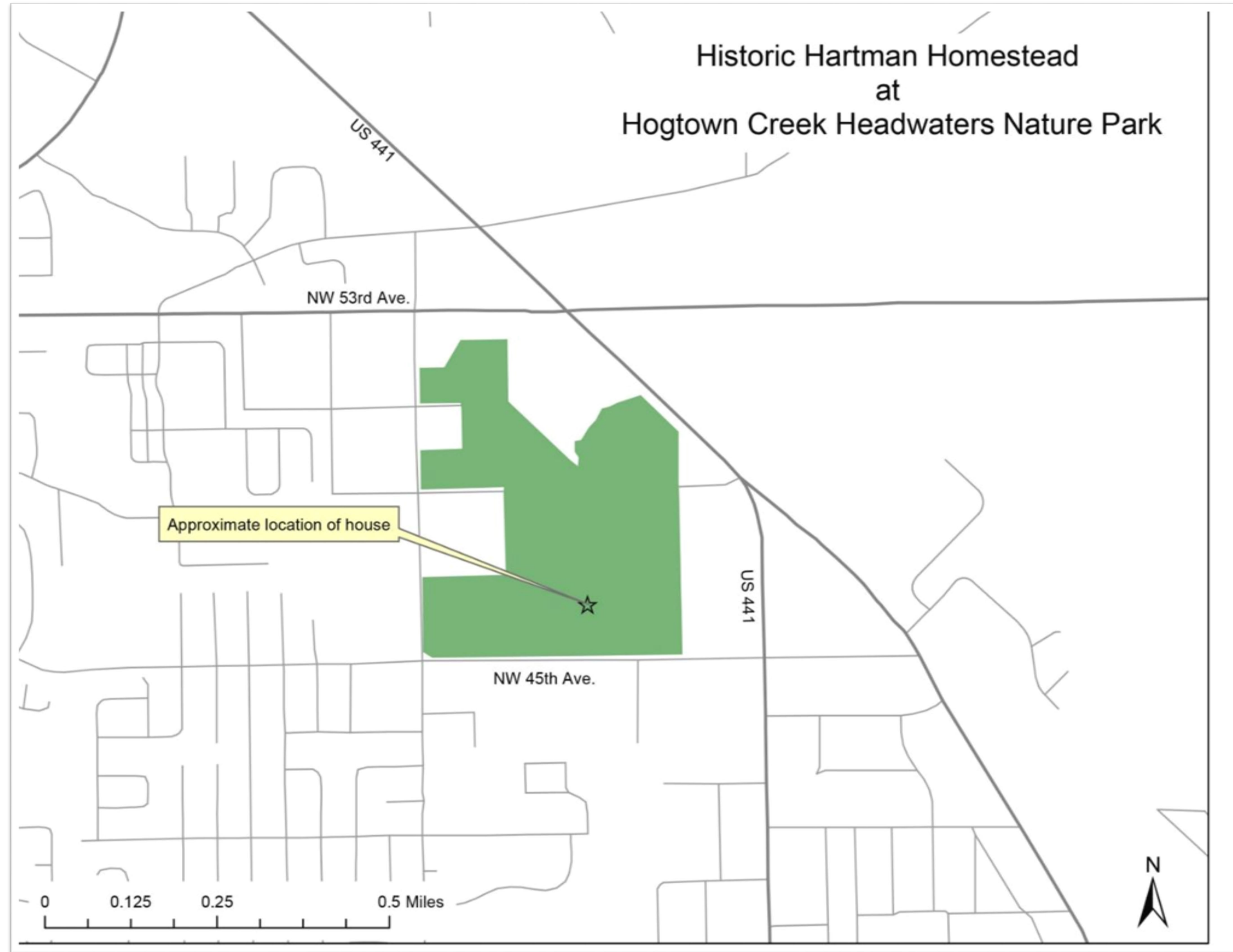
# Project Timeline



# Update on 2017-2022 Joint City/County Projects



# Hogtown Creek Headwaters Nature Park





# Construction: 2019-2020











## Under Your Feet

Under the rocks on the path, have you thought about what you're walking on? Below the top layer of soil and sand is a layer of limestone. This layer is made of calcium carbonate and is what makes the soil in this area so fertile. Limestone also helps to filter out some of the pollutants that might be in the soil. So, the next time you walk on a path, think about the limestone that's under your feet.

## It's Talk Limestone

Limestone is a type of rock made of calcium carbonate. It's found all over the world, but in Florida, it's especially common. Limestone is used in many ways, from building houses to making cement. In Florida, limestone is also used to make lime, which is used in agriculture. Limestone is a natural resource that we need to take care of.



## Early Agriculture in Alachua County

Early agriculture in Alachua County was primarily based on sugarcane. Sugarcane was first introduced to the area in the 1820s by Spanish settlers. It quickly became a major cash crop, and by the 1850s, Alachua County was one of the largest sugarcane producers in Florida. The sugarcane fields were worked by enslaved people, and the industry played a major role in the county's early development.



## Railroads

The railroad was a major factor in the development of Alachua County. It allowed for the easy transport of goods and people, and it helped to connect the county to the rest of the state. The railroad also played a role in the sugarcane industry, as it was used to transport the cane to the mills.

## Proper Introductions Please!

I am Suwannee Creek and if I could talk, here's what I'd tell you...



## Slow and seepy, or fast and flashy?

In the past, rain falling on natural habitats took a much slower path, gradually seeping into the ground through plants, roots, and soil. The water that made it to the soil surface would percolate into the earth and slowly seep through the ground until it eventually trickled out from a slope above me reaching me hours or days later. The increase in water flow from a storm might have been barely noticeable.

Today, rain falls on roads, houses, lawns, and driveways where it flows quickly over the surface and almost immediately through storm drains and into creeks. All this water entering creeks at once moves with great force, carving the creek beds ever deeper. Rapid runs in creek levels after storms are called flash floods. When creeks like me, once slow and seepy, can now be described as "flashy".

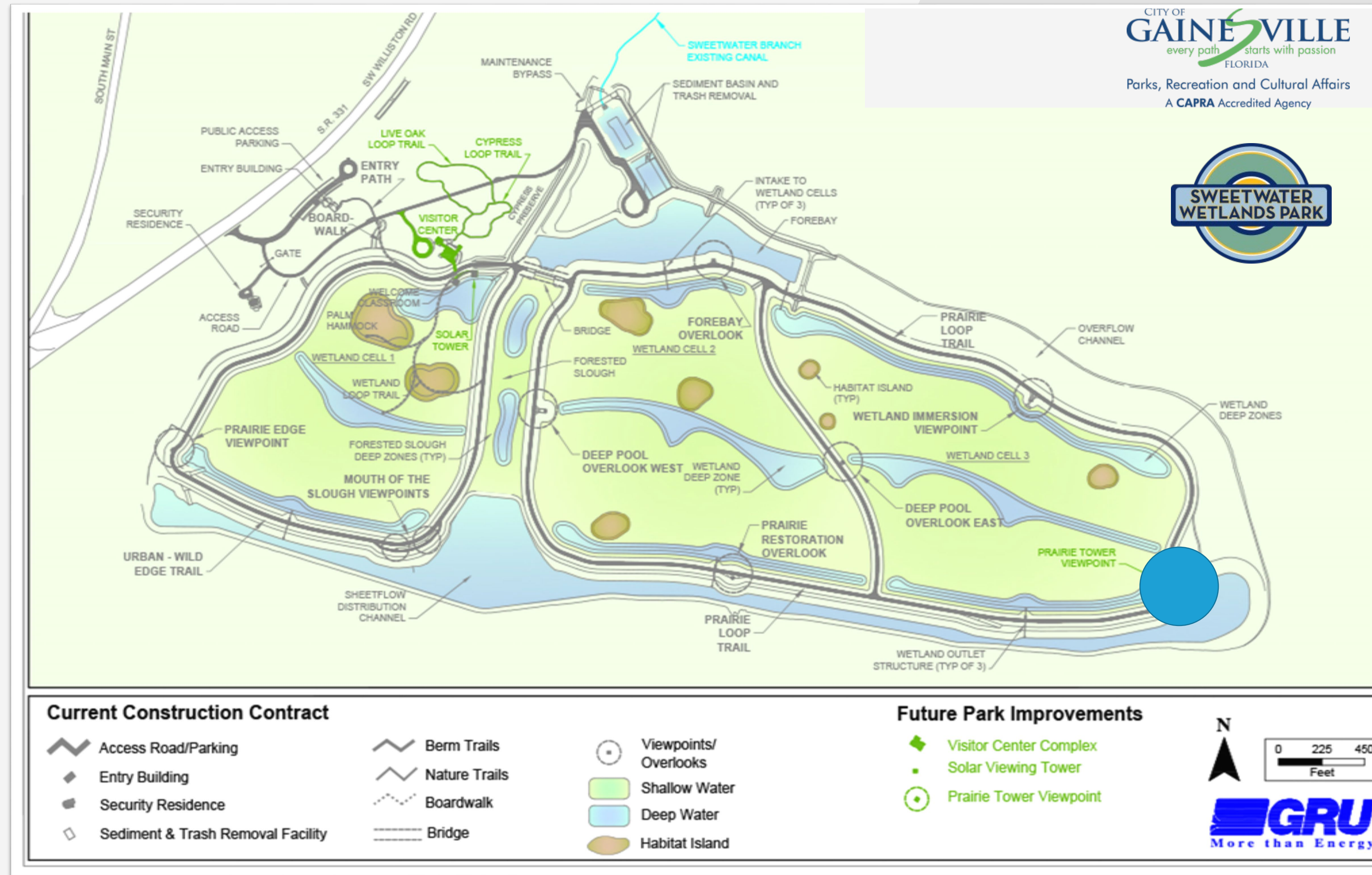
## Health Screening

I get regular checkups just like you! Water scientists collect water samples from multiple locations several times a year to monitor my health by looking at data such as temperature, chemicals, and the amount of oxygen in the water. I'm healthiest at my beginning, but when I flow past homes and shopping centers I pick up garbage, fertilizers, bacteria from pet waste, and oil residue from roads. Wetlands help clean me up before I disappear underground at Mole Sink and into the aquifer where we get our drinking water!





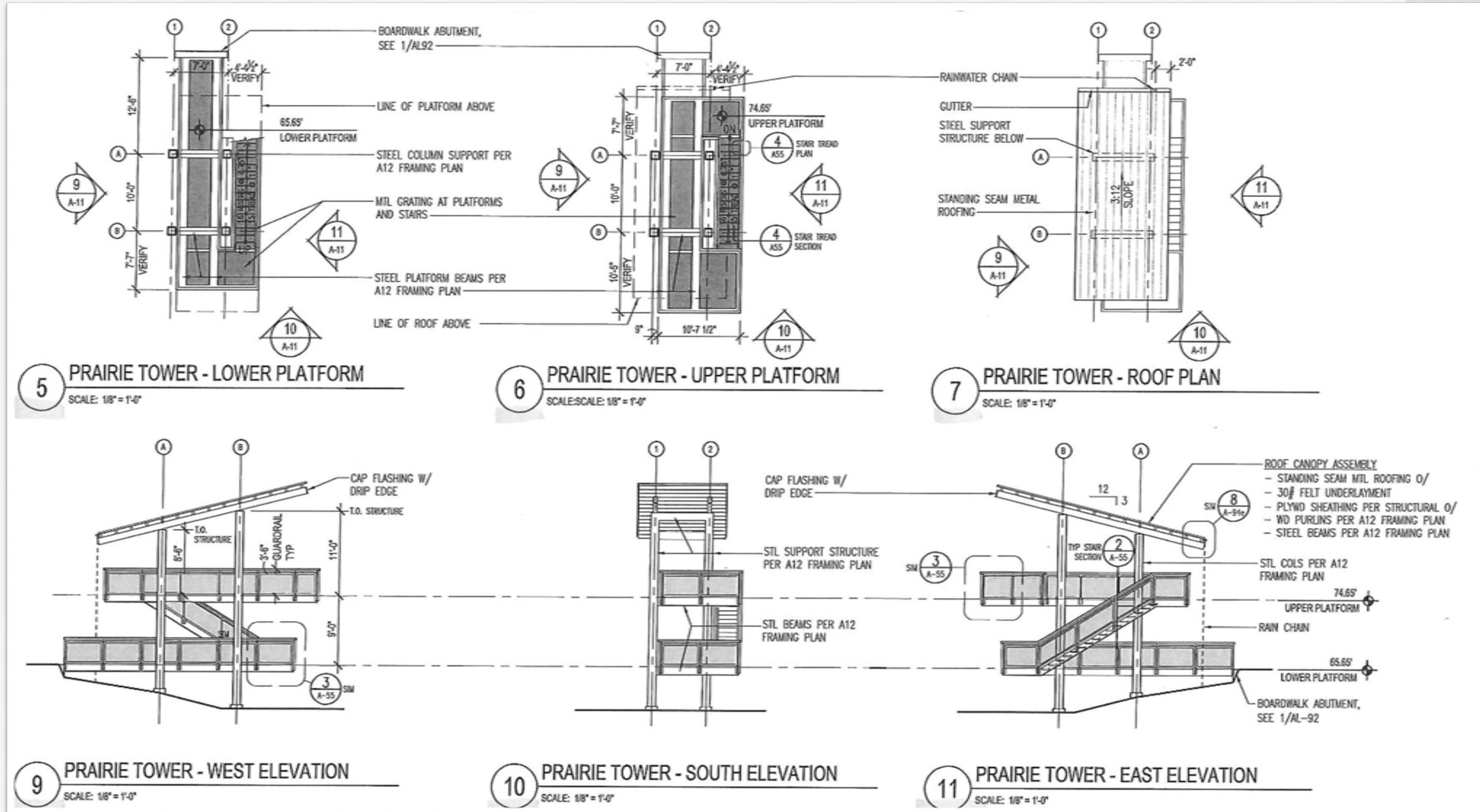
# Sweetwater Wetlands Park Prairie Tower





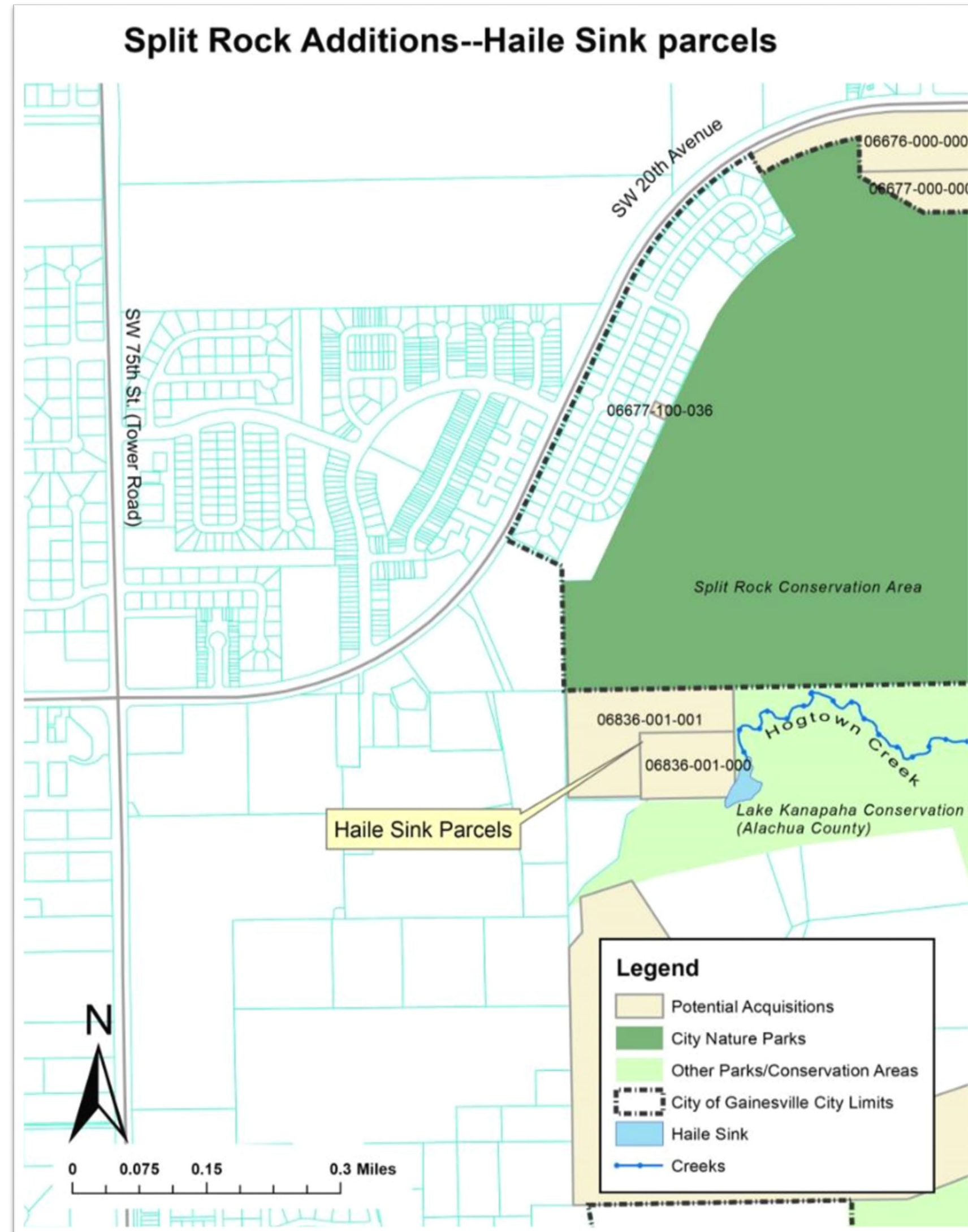
# Sweetwater Wetlands Park

## Prairie Tower





# Improvements to Split Rock Preserve





# Update on 2017-2022 Joint City/County Projects



# Staff Recommendation





# Questions?







For staff use only

Date Received: \_\_\_\_\_

Date Approved: \_\_\_\_\_

## Joint Infrastructure Surtax Projects Application

Please complete one form for each proposed project. Please check one:

☐

Wild Spaces &amp; Public Places (not to exceed \$333,333)

☒

Infrastructure (not to exceed \$333,333)

Municipality: City of GainesvillePrimary Contact First/Last Name: Phil MannPrimary Contact Daytime Phone Number: 352-393-8603Primary Contact Email Address: mannpr@cityofgainesville.orgName of Project: NE 9th StreetProject Address/Location: NE 9th Street from East Univ Ave to NE 23rd AveEstimated Project Cost: \$ 5,200,000 (\$2,333,333 grant request).

Estimated Start Date: \_\_\_\_\_ Estimated Completion Date: \_\_\_\_\_

Who will benefit from the project:

Resident in northeast Gainesville will benefit from this project. The proposed project will modify the configuration of the street between East University Avenue and N.E. 23rd Avenue. The project will eliminate the parking bay and add protected bike lanes along the corridor. This will improve the street as a multi-modal corridor.

Local Significance of Project to your Municipality:

This project will be part of the City's Vision Zero Program. It will provide protected bike lanes along the corridor to enhance multi-modal transportation safety. The final approved design is the result of various community meeting and City Commission presentations. Additional local significance of this project is that N.E. 9th Street serves Westwood Middle School directly as well as indirect access to Metcalfe Elementary School.

County-Wide Significance of Project (optional – attach plans/drawings/maps):

This street serves as a north/south collector road between N.E. 23rd Avenue and East University Avenue. It is a link N.E. 23rd Avenue (FDOT Roadway), N.E. 16th Avenue (County Roadway) East University Avenue (FDOT Roadway) - all arterial roadways. This project also includes reconstruction of the Alachua County owned traffic signal at N.E. 16th Avenue & 9th Street.



For staff use only

Date Received: \_\_\_\_\_

Date Approved: \_\_\_\_\_

## Joint Infrastructure Surtax Projects Application

Please complete one form for each proposed project. Please check one:

☐

Wild Spaces & Public Places (not to exceed \$333,333)

☒

Infrastructure (not to exceed \$333,333)

Municipality: City of Gainesville

Primary Contact First/Last Name: Phil Mann

Primary Contact Daytime Phone Number: 352-393-8603

Primary Contact Email Address: mannpr@cityofgainesville.org

Name of Project: Southwest Public Safety Center

Project Address/Location: 4200 SW Archer Road

Estimated Project Cost: \$ 28,000,000 (\$1,000,000 grant request)

Estimated Start Date: \_\_\_\_\_ Estimated Completion Date: \_\_\_\_\_

Who will benefit from the project:

The southwest area of Gainesville is currently served by the temporary GFR Fire Station #9 located within Butler Plaza. The Southwest Public Safety Center will include a relocated & hurricane hardened Fire Station #9. It will also include community meeting space and, eventually, a southwest GPD annex. Also included will be a storage area for public works. The residents in the southwest portion of Gainesville will benefit from the first responder services provided at this Center.



Local Significance of Project to your Municipality:

The existing GFR Station #9 is located in a temporary trailer with outdoor storage of equipment. The new Center will provide a hurricane hardened facility for firefighters and equipment to be stored out of the elements. It will also provide for a Community Meeting Room. The City does not currently have a meeting room in the southwest portion of Gainesville. Future phase will provide for a GPD annex. Currently, anyone needing in-person services from GPD must travel to GPD's Headquarters located just outside of downtown Gainesville. This Center will also be able to provide hurricane response from the City's first responder teams. A team can be pre-deployed at the station for a more effective response in the southwest.

County-Wide Significance of Project (optional – attach plans/drawings/maps):

This facility will serve the southwest area of the City. The current fire-services agreement provides for services inside the City and in the unincorporated area. This Center will replace the existing temporary Fire Station #9 and will continue to provide services in this region of the City.

# City of **Gainesville**



## **Parks, Recreation & Cultural Affairs**

**Betsy Waite, P.E. | Wild Spaces & Public Places Director**

# Agenda



**Establishment of Priorities**



**PRCA Needs Assessment Highlights**



**Current WSPP Workplan**



**Proposed 2024-2026 WSPP Workplan**



**Making a Local Impact**





# Our team



**Angie Gould**  
Marketing and  
Communications



**Betsy Waite**  
Director



**Peter McNiece**  
Project Manager



**Yolanda Hocker**  
Logistics  
Coordinator



**Jody Romani**  
Construction  
Inspector

# Establishment of Priorities

## Step one:

- Review of outstanding projects
  - o PRCA and WSPP staff review outstanding projects from the Vision 2020 Master Plan and previously approved WSPP Workplans
- Review of the updated needs assessment
  - o PRCA and WSPP review the needs assessment report to determine what needs have high priority according to the study.
- Review Commissioner requests
  - o PRCA and WSPP staff review Commissioner requests that have been made from the dais and guidance from the City Manager.
- Review Ballot Referendum Language and State Statute 212.055
- Review Advisory Board input
- Review Interlocal Agreement with Alachua County for joint projects that have County-wide impact
- Review Interlocal Agreement with Alachua County through the County's WSPP Municipal Grant Program

## Step two:

- Assemble a list of potential projects

## Step three:

- Using the following criteria prioritize the projects:
  - o Assessment of condition that requires remediation or upgrades.
  - o Identify where parks, facilities or are lacking based on the needs assessment.
  - o Identify where and what amenities are lacking based on the needs assessment.
  - o Assess scope of the projects and staffs' capacity to determine what projects can be done concurrently, and schedule accordingly.

# High-Priority Facility/ Amenity Needs | Summary Findings

NEEDS ASSESSMENT TECHNIQUE:	1. Statistically Valid Survey	2. On-line Survey	3. City Leadership Interviews	4. Public Meeting	5. Focus Group Interviews	6. Level-of-Service Analysis + Benchmarks
HIGH PRIORITY FACILITIES/AMENITIES:						
Walking, jogging, and nature trails	●	●	●	●	●	n/a
Farmers' market	●	●		●		n/a
Bicycle/Walking/Multipurpose trails	●	●	●	●	●	n/a
Kayak and canoe launches	●	●		●		n/a
Small neighborhood parks	●	●	●	●	●	●
Nature center	●		●	●		●

## Additional Needs:

- Stand alone Pickleball Courts



# Top-Priority Actions | Summary Findings

NEEDS ASSESSMENT TECHNIQUE:	1. Statistically Valid Survey	2. On-line Survey	3. City Leadership Interviews	4. Public Meeting	5. Focus Group Interviews	6. Level-of-Service Analysis + Benchmarks
TOP PRIORITY ACTIONS						
Increase safety and security measures in parks (e.g., Increase lighting, security cameras, call boxes, park rangers, onsite staff).	●	●	●	●	●	n/a
Develop parks for unorganized and free play/ general community recreation access and that are not permitted for organized sports.	●	●		●		
Develop a significant park with a variety of active and passive outdoor activities in each quadrant of the city (e.g., SW, SE, NE, NW).	●	●	●	●		

## Additional Comments:

- Depot Park is the Gold Standard in the City – need to provide a comparable space in each Quadrant of the City

# Projects Currently in Construction



**Unity Park Restroom**



**Forest Park Improvements**



**Possum Creek Skate Park Lighting**



**A.N.N.E Park Accessibility Improvements**



**Tom Petty Park Softball Field Improvements**



**Hippodrome Cinema and Restroom Improvements**





**Unity Park Restroom**





# Forest Park Improvements





# Possum Creek Skate Park Lighting





# A.N.N.E Park Accessibility Improvements





# Tom Petty Park Softball Field Improvements





# Hippodrome Cinema and Restroom Improvements



# Current WSPP Workplan - *15* projects in planning, design, permitting or procurement

- ✿ **H. Spurgeon Cherry Pool** – Pool Slide Repair/Refurbishment
- ✿ **Dwight H. Hunter Pool** – Pool Slide Replacement
- ✿ **Park and Field Lighting Overhaul** – 5 Locations (Tom Petty Park, Cora P. Roberson Park, Albert “Ray” Massey Park, Greentree Park and Fred Cone Park)
- ✿ **Morningside Nature Center Improvements** – Replace Farmhouse Roof and Schoolhouse Deck
- ✿ **Lincoln Yard Trail – SE 21st Street (SE 10th Place to SE 8th Avenue)**
- ✿ **Bo Diddley Plaza** – Deck and Stage Enhancements
- ✿ **Duval Park** – Parking Lot, Trail, Adult Fitness Equipment and Playground
- ✿ **NE 31st Avenue Trail (NE 15th Street to NE Waldo Road)**
- ✿ **Sweetwater Recreational Trail (Sweetwater Wetlands Park to Sweetwater Preserve)**
- ✿ **Alfred A. Ring Park Improvements**
- ✿ **Sweetwater Recreational Trail (SE Williston Road to Depot Park)**
- ✿ **Thelma A. Boltin Center Improvements** – Partial/Hybrid Restoration
- ✿ **Boulware Springs Historic Water Works & Park Improvements**
- ✿ **Festival and Arts Park**
- ✿ **SW 47th Ave. Trail (SW 40th Blvd to SW 27th St)**



# Cultural Arts Center and Sports Complex at 8<sup>th</sup> & Waldo

- 🌿 Cultural Arts Center Feasibility Study – Underway, estimated completion in late October 2023
- 🌿 Sports Complex at 8<sup>th</sup> & Waldo Feasibility Study - Underway, estimated completion in January 2024



# Proposed Projects to begin in 2024-2026

- ✿ **Thomas Center "A" Improvements** - Elevator renovation and building rehabilitation as outlined in the envelope study. Replace or repair fountain. Add Wi-Fi Infrastructure.
- ✿ **Hippodrome Improvements** - Address roof leaks and other necessary structural infrastructure improvements
- ✿ **Wilhelmina Johnson Center Improvements** - Conduct envelope study to better understand building needs
- ✿ **Ironwood Improvements** - Replace irrigation well and pump
- ✿ **Morningside Nature Center Improvements** - Complete a master plan for the park. Design, permit and construct a new nature center and other necessary improvements
- ✿ **Nature Park Improvements & Repairs (Various Parks)** - Boardwalk replacements, parking lot reconstruction and other necessary capital improvements
- ✿ **Palm Point Nature Park Improvements** - Explore the feasibility/community interest in adding a canoe/kayak launch at Palm Point Nature Park



# Proposed Projects to begin in 2024-2026

 **Multiuse Trails** - Continue to make connections for greater bike and trail access throughout the City. Proposed multiuse trails include:

- 1. *Sweetwater Recreational Trail (SE Williston Road to Depot Park),***
- 2. *Sweetwater Recreational Trail (Sweetwater Wetlands Park to Sweetwater Preserve),***
- 3. *NE 31st Avenue Trail (NE 15th Street to NE Waldo Road),***
- 4. *Lincoln Yard Trail (SE 21st Street Trail - SE 10th Place to SE 8th Avenue),***
- 5. *SW 47th Avenue Trail (SW 40th Blvd to SW 27th St),***
- 6. *SE 8th Avenue Trail (GTEC building to Waldo Road),***
- 7. *SE 15th Street Trail (Boulware Springs Park to SE 8th Avenue),***
- 8. *Sweetwater Greenway (Sixth Street Trail to E University Ave),***
- 9. *Explore the feasibility/community interest in a pump/skills course***



# Proposed Projects to begin in 2024-2026

- 🌿 **Tom Petty Park Improvements** - Demolish the existing racquetball courts. Construct 8 dedicated lit pickleball courts and other improvements per the community's input.
- 🌿 **Kiwanis Challenge Park Improvements** - Resurface the track
- 🌿 **Greentree Park Improvements** - Develop a dog park
- 🌿 **District 3 Park** - Explore land acquisition opportunities for an active park in district 3 - neighborhood or regional - scale to be determined by available land. Conduct community engagement.
- 🌿 **Woodland Park Improvements** - New court lighting, hardscape, adult fitness equipment, etc. Coordinate with GHA for the development of the future multiuse trail.
- 🌿 **Smokey Bear Park Improvements** - Parking lot improvements
- 🌿 **City Pool Improvements** - Replace pool pumps and other upgrades as infrastructure reaches the end of its useful life.
- 🌿 **T.B. McPherson Recreation Center Renovation** - Wholesale Capital Improvements
- 🌿 **Albert "Ray" Massey Park Recreation Center Renovation** - Wholesale Capital Improvements



# City/County Partnership WSPP Projects



**\$3M County Partnership Funding – Dedicated to the City of Gainesville.**

## **Proposed projects:**

- Thelma A. Boltin Center, \$1,500,000
  - Citizens Field, \$1,000,000
- Sweetwater Wetlands Park, \$500,000



**\$3M County Partnership Funding – Divided between the 9 municipalities (\$333,333 for the City of Gainesville for this round of WSPP).**

## **Proposed Project:**

- NE 31st Avenue Trail (NE 15th Street to NE Waldo Road), \$333,333



# Staff Recommendation

The General Policy Committee hear a presentation from staff on Wild Spaces & Public Places project priorities for 2024-2026 and provide feedback.





# Making a Local Impact

Vendors Utilized in FY 2022



[View the Fiscal Year 2022 Report](#)

64 vendors Local

Dollars Spent

\$3,931,444.17

56 vendors Small

Dollars Spent

\$3,104,064.83

15 vendors Diverse



# Questions?





# City of Gainesville

## Parks, Recreation, and Cultural Affairs Needs Assessment Update

**DRAFT Findings Presentation**



# What We Are Up To Today

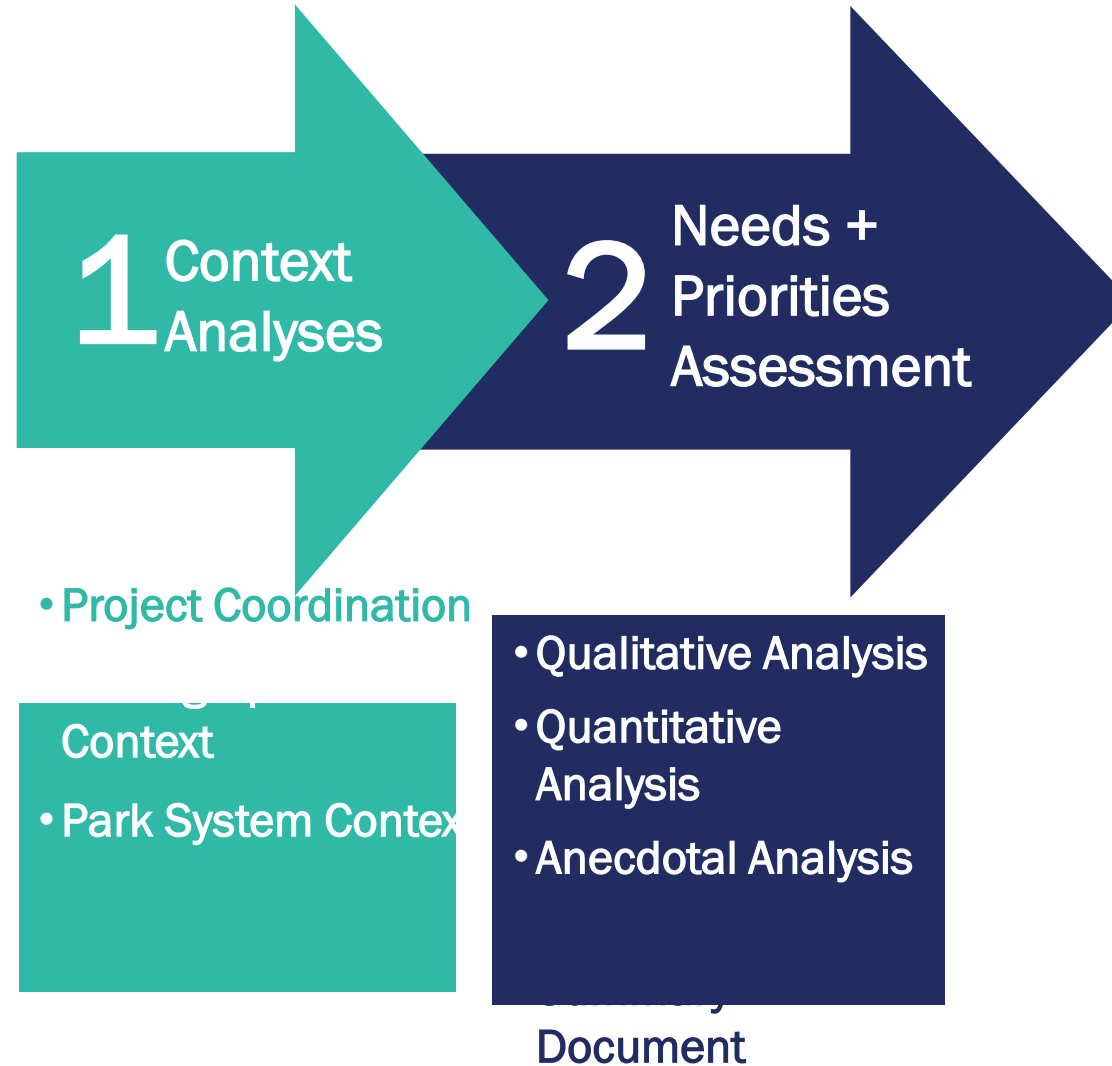
- Introductions
- Purpose
- Overview of Our Approach, Process, and Schedule
- Overview of Findings
- Discussion
- Next Steps



- Update elements of the 2012 City of Gainesville Parks, Recreation, and Cultural Affairs Master Plan
- Ensure a more equitable distribution and quality of services, programs, and facilities
- Ensure a tracking process that is simple and effective









1

Context  
Analyses

2

Needs +  
Priorities  
Assessment

# Needs + Priorities Assessment

2024-049F

## Qualitative Techniques

- City Manager/ Mayor/ Elected Official Input
- Community Meetings (7)
- Focus Group Interviews (16)
- Online Survey



## Quantitative Techniques

- Statistically-Valid Survey
- Quality Level of Services
- Financial Level of Service
- Benchmarking

## Observational Techniques

- Park Site Evaluations | Population + Demographic Overview



# Public Engagement Highlights

7 Public Meetings



16 One-on-One/  
Focus Group  
Interviews

2 Languages  
• English  
• Spanish



950+

Statistically Valid / Online Survey  
Responses

20,500+

Question Responses



# What We Are Up To Today

- Introductions
- Purpose
- Overview of Our Approach, Process, and Schedule
- Overview of Findings
- Discussion
- Next Steps



# High-Priority Facility/ Amenity + Program/ Activity Needs Summary Methodology

2024-949F

## Statistically Valid Survey Priority Investment Ranking Questions:

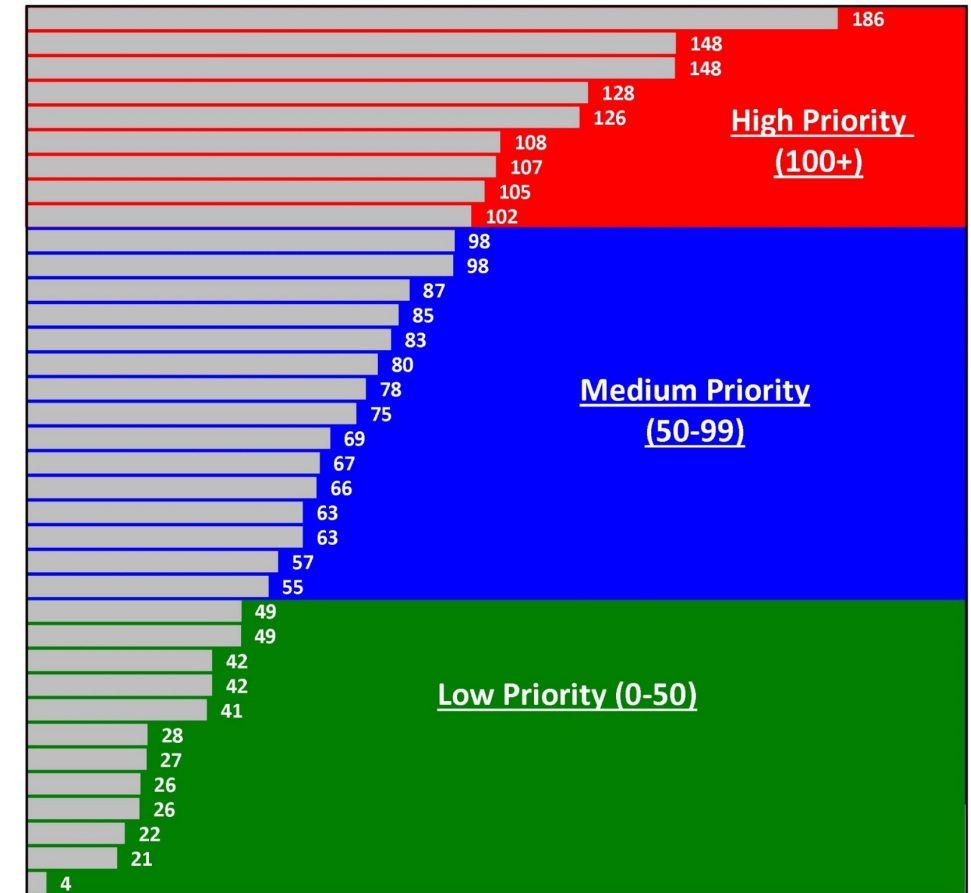
Is this (Facility/Amenity and Program/ Activity) important to you?

- Yes or No?

If “Yes”, how well are your needs met?

- Fully Met
- Mostly Met
- Partly Met
- Not Met



























Which (Facility/Amenity and Program/ Activity) are most important to you? (Top 4 Choices)





# High-Priority Facility/ Amenity Needs | Summary Findings

2024-949F




































NEEDS ASSESSMENT TECHNIQUE:	1. Statistically Valid Survey	2. On-line Survey	3. City Leadership Interviews	4. Public Meeting	5. Focus Group Interviews	6. Level-of-Service Analysis + Benchmarks
HIGH PRIORITY FACILITIES/AMENITIES:						
Walking, jogging, and nature trails						n/a
Farmers' market						n/a
Bicycle/Walking/Multipurpose trails						n/a
Kayak and canoe launches						n/a
Small neighborhood parks						
Nature center						

## Additional Needs:

- Stand alone Pickleball Courts



# High-Priority Program/Activity Needs | Summary Findings 2024-949F

NEEDS ASSESSMENT TECHNIQUE:	1. Statistically Valid Survey	2. On-line Survey	3. City Leadership Interviews	4. Public Meeting	5. Focus Group Interviews	6. Level-of-Service Analysis + Benchmarks
HIGH PRIORITY PROGRAMS/ACTIVITIES:						
Nature programs/environmental education						n/a
Enrichment classes (sewing, cooking, etc.)						
Adult fitness classes						
Community special events						
Adult art, music, dance, or theater						
Senior adult programs						
Adult water fitness programs						
Volunteer opportunities						
Community gardening						
History programs						
Programs for pets and owners						



# Top-Priority Ways to Address Inequalities | Summary Findings 2024-949F

NEEDS ASSESSMENT TECHNIQUE:	1. Statistically Valid Survey	2. On-line Survey	3. City Leadership Interviews	4. Public Meeting	5. Focus Group Interviews	6. Level-of-Service Analysis + Benchmarks
TOP PRIORITY WAYS THE DEPARTMENT CAN HELP ADDRESS RACIAL, GENDER, AND AGE INEQUITIES						
Provide a broad spectrum of programs, activity, facilities, and equipment for residents of all ages, races, genders, and abilities to explore.	●		●	●	●	n/a
Provide programs and activities that are free, low cost, market rate, or include scholarships.	●	●	●	●	●	
Provide high quality parks, facilities, and equipment throughout the City.	●		●	●	●	



# Top-Priority Actions | Summary Findings 2024-949F

NEEDS ASSESSMENT TECHNIQUE:	1. Statistically Valid Survey	2. On-line Survey	3. City Leadership Interviews	4. Public Meeting	5. Focus Group Interviews	6. Level-of-Service Analysis + Benchmarks
TOP PRIORITY ACTIONS						
Increase safety and security measures in parks (e.g., Increase lighting, security cameras, call boxes, park rangers, onsite staff).	●	●	●	●	●	n/a
Develop parks for unorganized and free play/ general community recreation access and that are not permitted for organized sports.	●	●		●		
Develop a significant park with a variety of active and passive outdoor activities in each quadrant of the city (e.g., SW, SE, NE, NW).	●	●	●	●		

## Additional Comments:

- Depot Park is the Gold Standard in the City – need to provide a comparable space in each Quadrant of the City



# Areas of Community Concern | Summary Findings

2024-949F

NEEDS ASSESSMENT TECHNIQUE:	1. Statistically Valid Survey	2. On-line Survey	3. City Leadership Interviews	4. Public Meeting	5. Focus Group Interviews	6. Level-of-Service Analysis + Benchmarks
TOP PRIORITY COMMUNITY CONCERNS						
Community safety/ crime/ violence	●	●	●	●	●	n/a

## Other Citywide Social, Economic, and Environmental Areas of Concern

- Equity
- Broad opportunity for programming in parks
- Affordable housing
- Community trust
- High quality jobs
- Intergovernmental coordination
- Unhoused population



# Allocation of \$100 | Summary Findings

2024-949F

NEEDS ASSESSMENT TECHNIQUE:	Statistically Valid Survey	On-line Survey
Improvements/ maintenance of existing parks, pools, sports, cultural, and recreation facilities	\$30.54	\$23.44
Acquisition of new park land and open space	\$18.69	\$18.20
Acquisition and development of walking and biking trails	\$17.99	\$18.20
Improve cultural program facilities	\$9.57	\$14.47
Develop new cultural program facilities	\$8.05	\$12.97
Construction of new sports fields	\$7.89	\$12.72
Other	\$7.27	\$0.00



# SUMMARY FINDINGS CONTEXT





## Health Care Access Topic | Outcome 3

"All residents will have access to quality park space, facilities, recreation programs, and environmentally significant open space"

1. Consider the quantity, quality, and accessibility of existing parks in a neighborhood when prioritizing funding for the construction and maintenance of parks and amenities
2. Purchase additional lands or use City-owned property for new park development
3. Offer varied and affordable park programs for residents of all identities, and increase awareness of available programs and amenities
4. Incentivize private developers to contribute to park development
5. Establish open space and trail systems throughout the City, with a focus on locations where they are less accessible
6. Work with the Urban Forestry Management Plan + CRA to plant shade trees and street trees in neighborhoods that lack tree coverage
7. Conduct inclusive engagement that invites neighbors to participate in decision-making over parks
8. Update parks standards to consider user-centric indicators (e.g., satisfaction levels, parks access) to ensure that parks meet residents' needs



# Gainesville in 2032 | Demographic Context

2024-949F

## Findings:

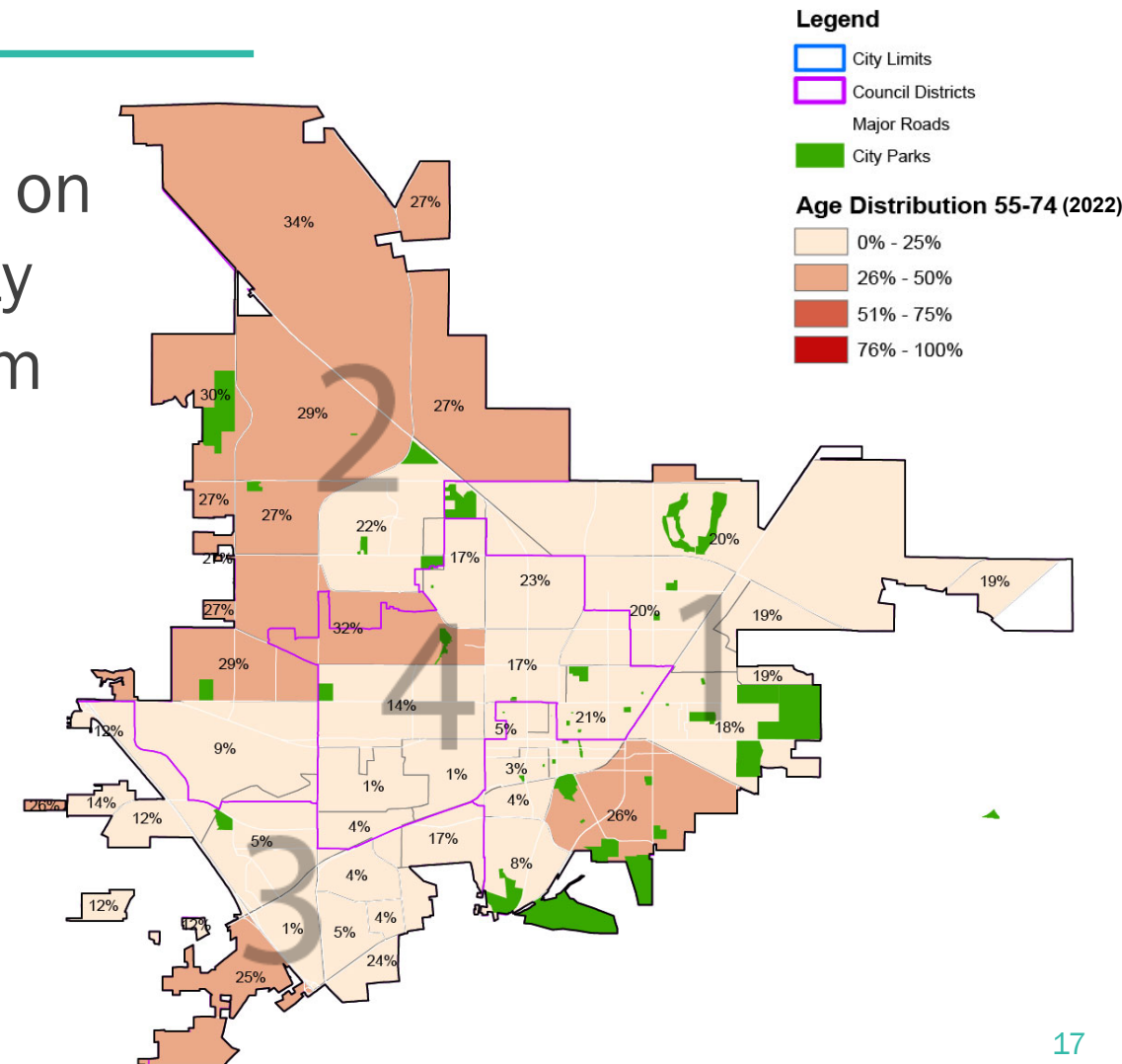
- **Population Growth:**  
Stable/ Decrease (-300)
- **Age Distribution:**  
1 in 5 persons = -19  
1 in 2.3 persons = 20-34

## Relevance:

Opportunity to “catch up” focus on addressing equity across the system

## Relevance:

Multi-purpose, multi-generational spaces and activities



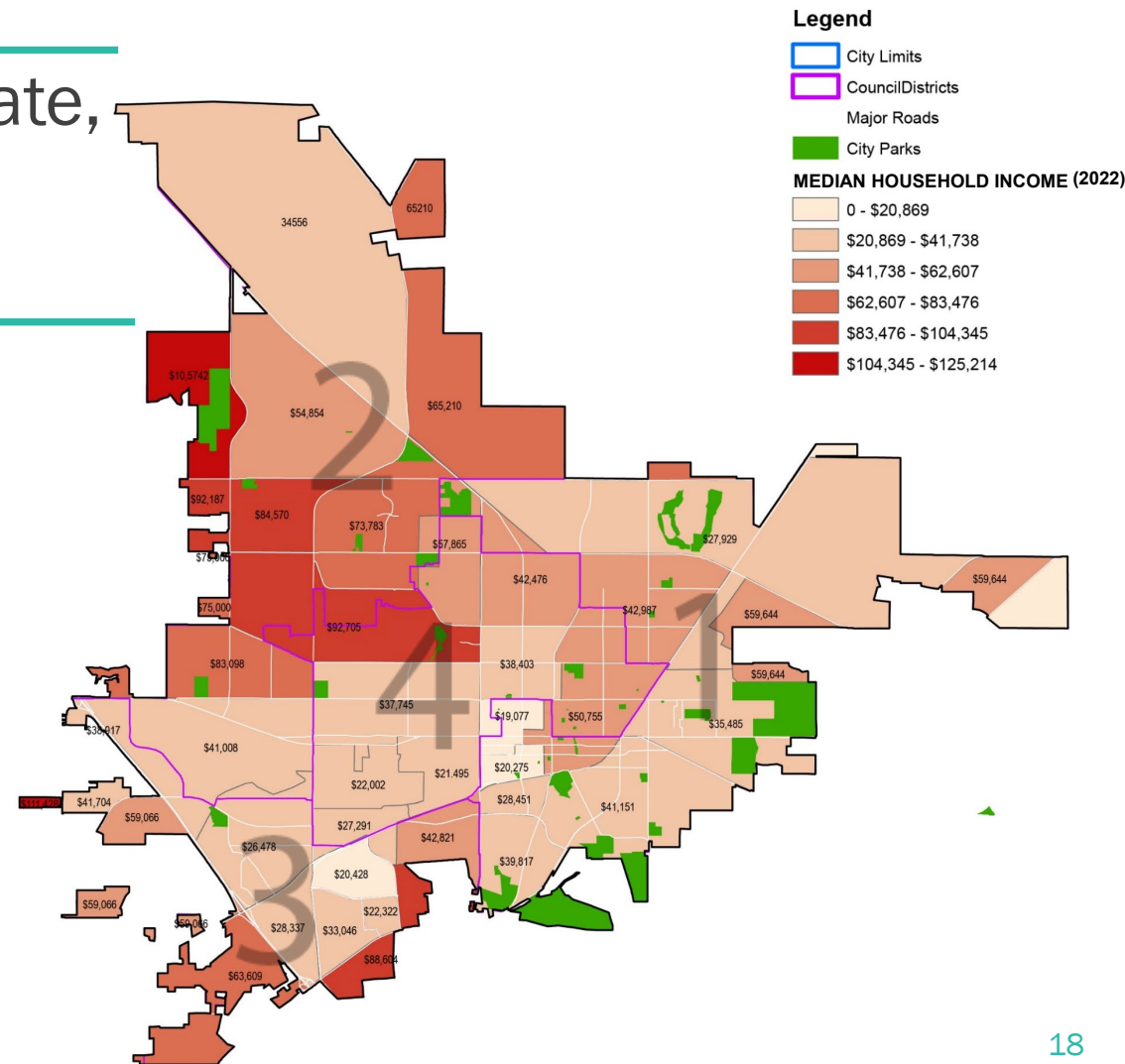


- **Race and Ethnicity:**  
1 in 2 people = BIPOC

- **M. Household Income:**
  - 1 in 3 Households = +\$100K
  - 1 in 3 Households = -\$50K

Programs that cater to a diverse range of incomes.

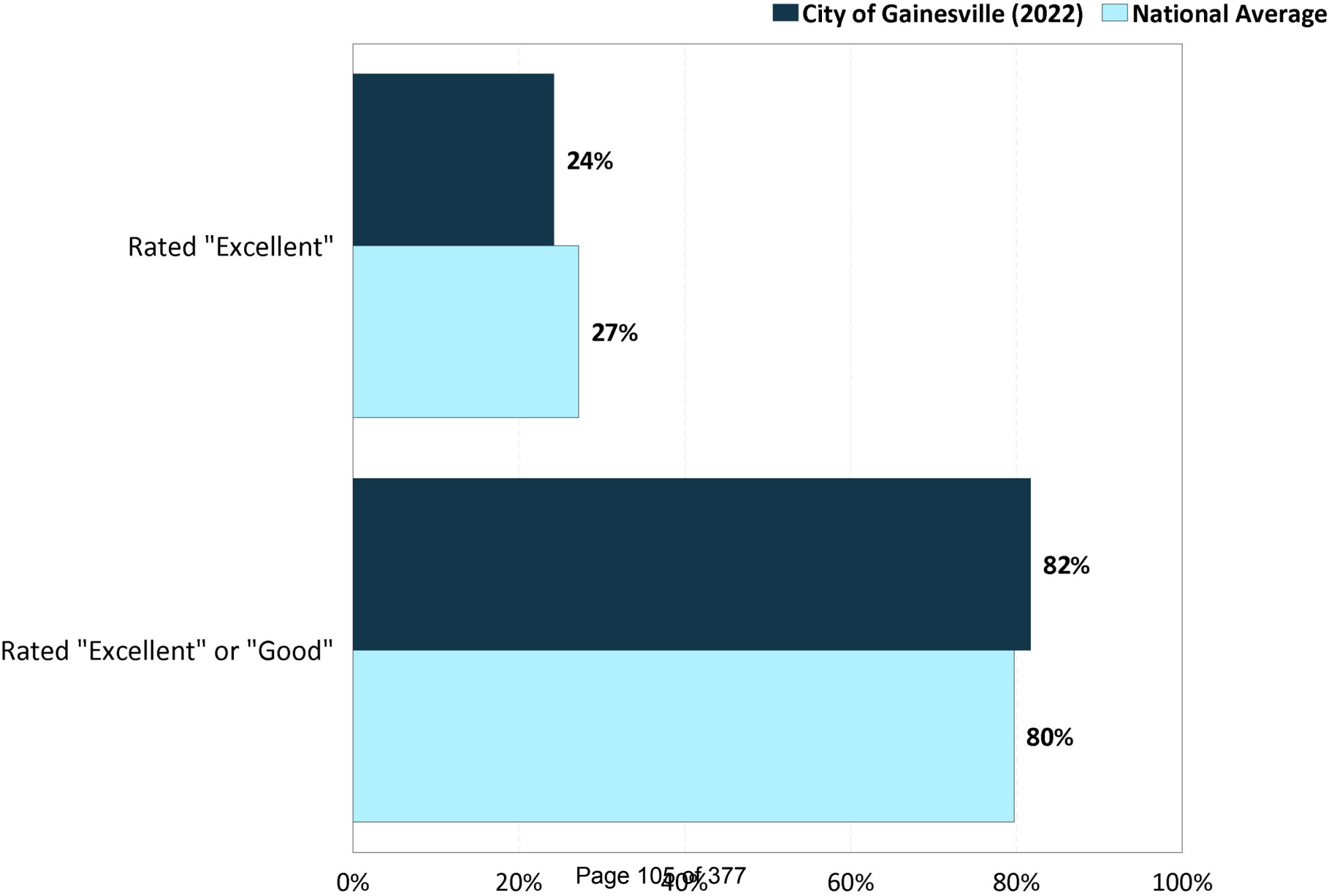
# Educate, celebrate, and strengthen diversity





# Park Quality | Needs Summary

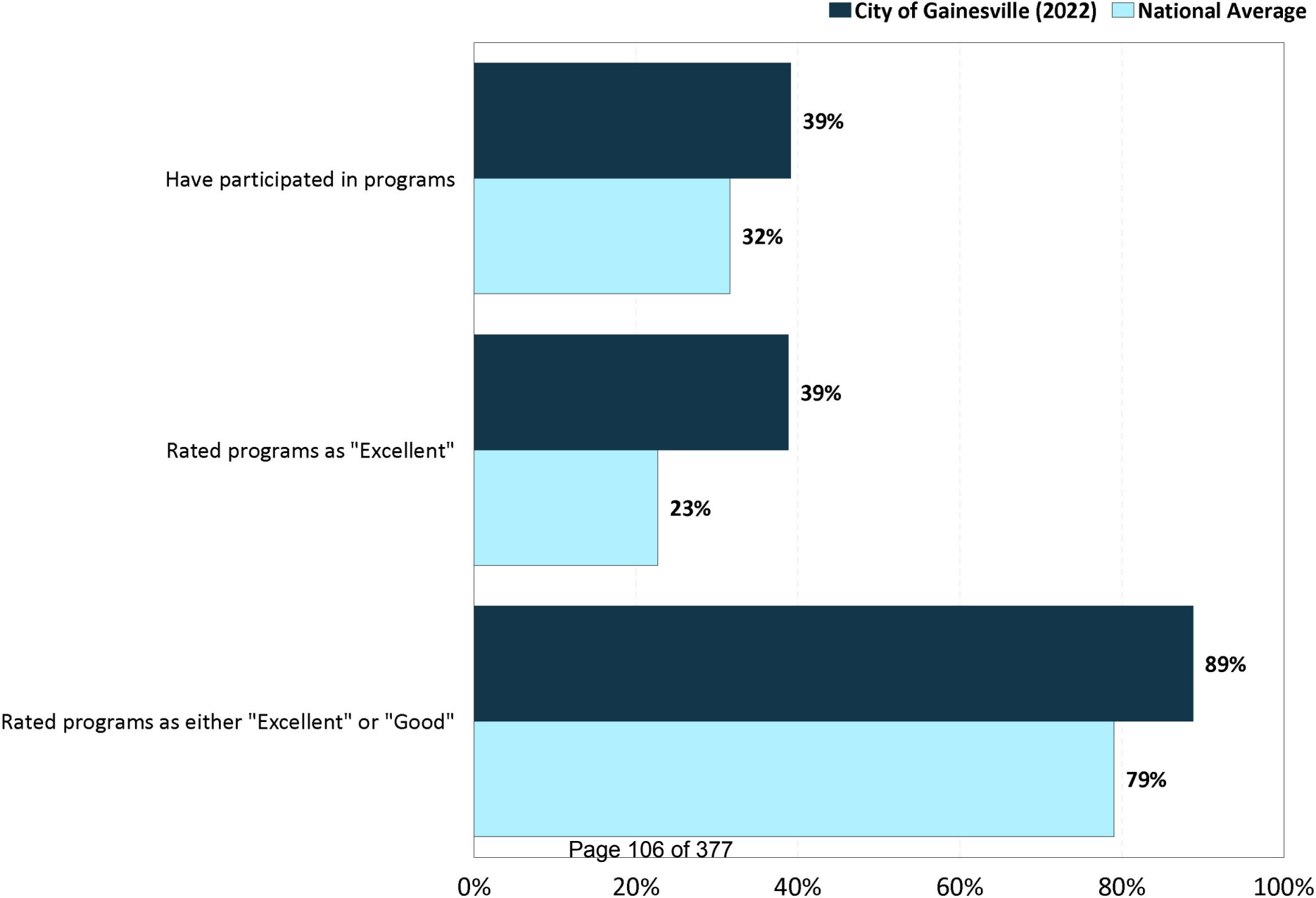
2024-949F





# Use and Quality of Recreation Programs | Needs Summary

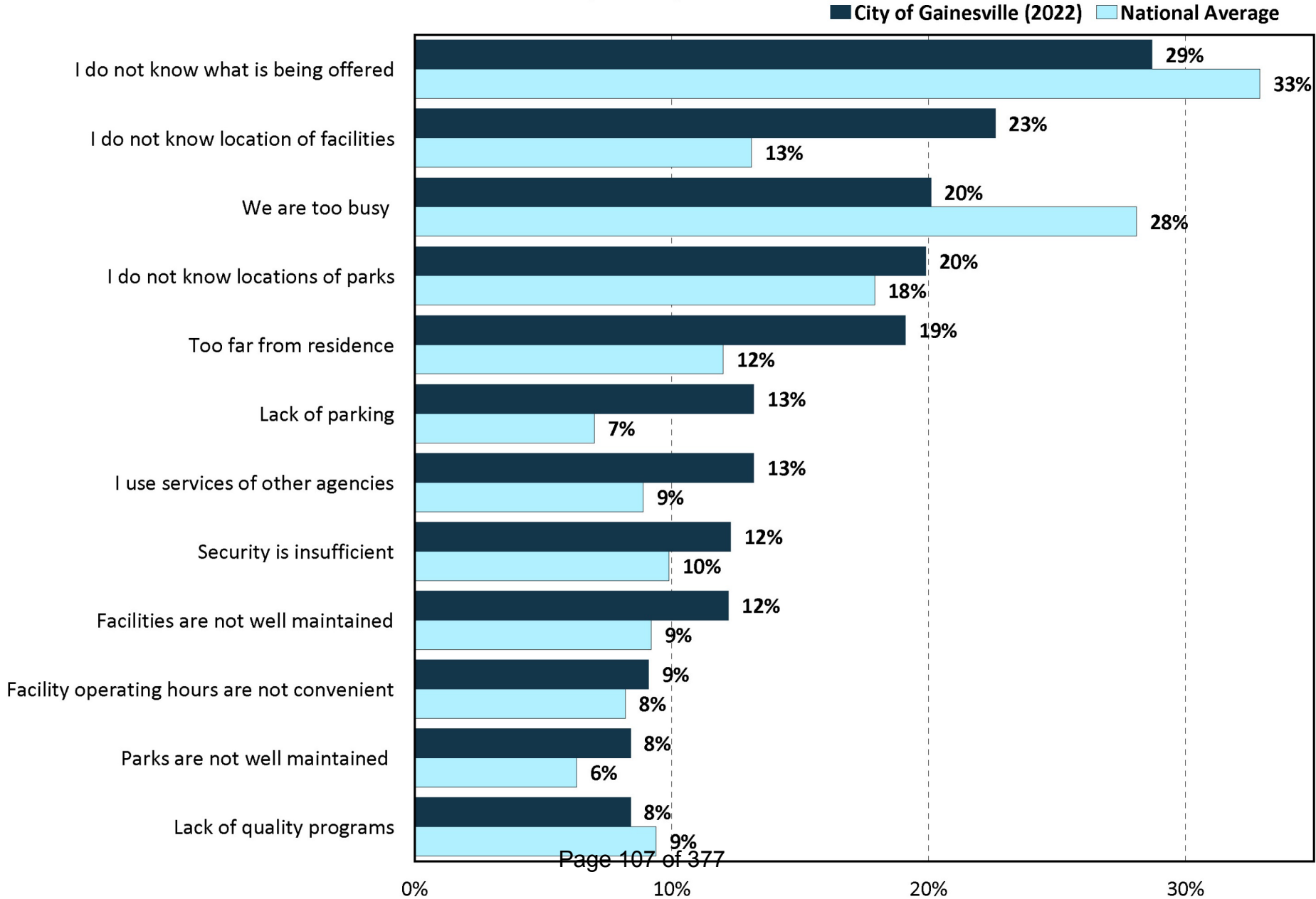
2024-949F





# Barriers to Use | Needs Summary

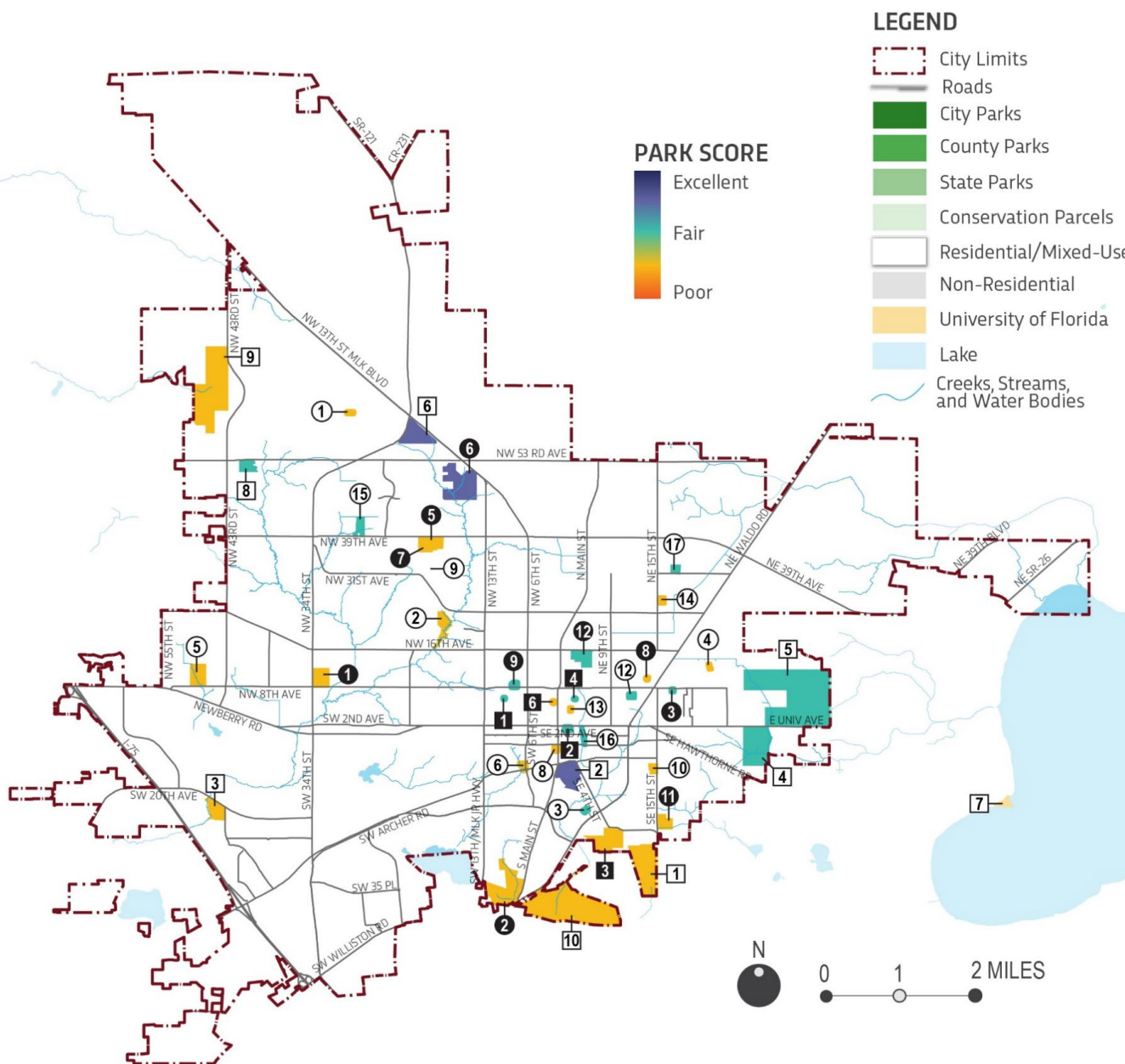
2024-949F





# General Site Evaluations |

## Park System Context



### • 6 General Evaluation Categories

- Access
- Comfort
- Use
- Buildings
- NRPA Pillars
- Condition

### • 35 Sub-categories

Park System Average Score = 3.0



# General Site Evaluations |

## Park System Context

- Subcategories that are “Fair” and above

- Overall aesthetics
- Feeling of safety
- Maintenance (Interior/Exterior)
- Stewardship (Interior/Exterior)
- Supervision ability
- Condition of operating System
- Mixes of uses
- Level of activity
- Sense of pride
- Program flexibility
- Current organized programming

### Buildings

- Images and aesthetics
- Connections to parks
- Interior layout
- Interior finishes
- Function dimensions
- Structural integrity
- Building enclosures
- Buildings systems
- Energy and sustainability



Unity Park



# General Site Evaluations | 2024-949F

## Park System Context

- Subcategories that are below “Fair”
  - Visibility
  - Ease in walking
  - Transit access
  - Clarity of information/ signage
  - ADA compliance
  - Lighting
  - Branding
  - Marketing





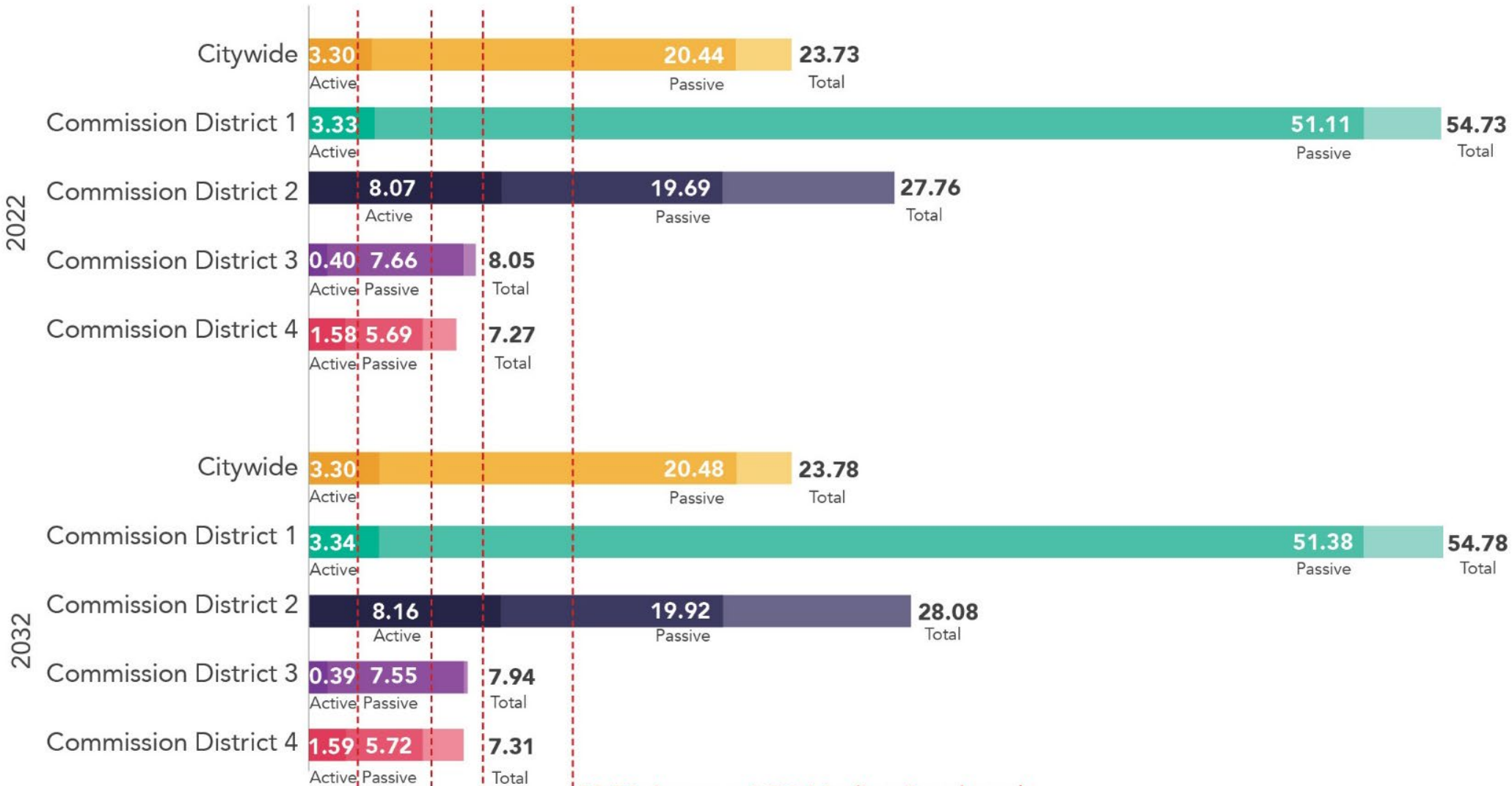
# Level-of-Service (LOS) Analysis | Needs Assessment <sup>2024-949F</sup>

- Acreage LOS
- Access LOS
- Indoor Square Footage LOS
- Facilities LOS
- Capital Funding LOS



# Acreage Level-of-Service Analysis | Needs Assessment

2024-949F



12.30 Acreage LOS Median Benchmark  
8.80 Total Acreage LOS City of Gainesville Target  
6.00 Acreage LOS Local Nature/Conservation Acreage LOS City of Gainesville Target  
2.80 Acreage LOS Neighborhood and Community Park Acreage LOS City of Gainesville Target

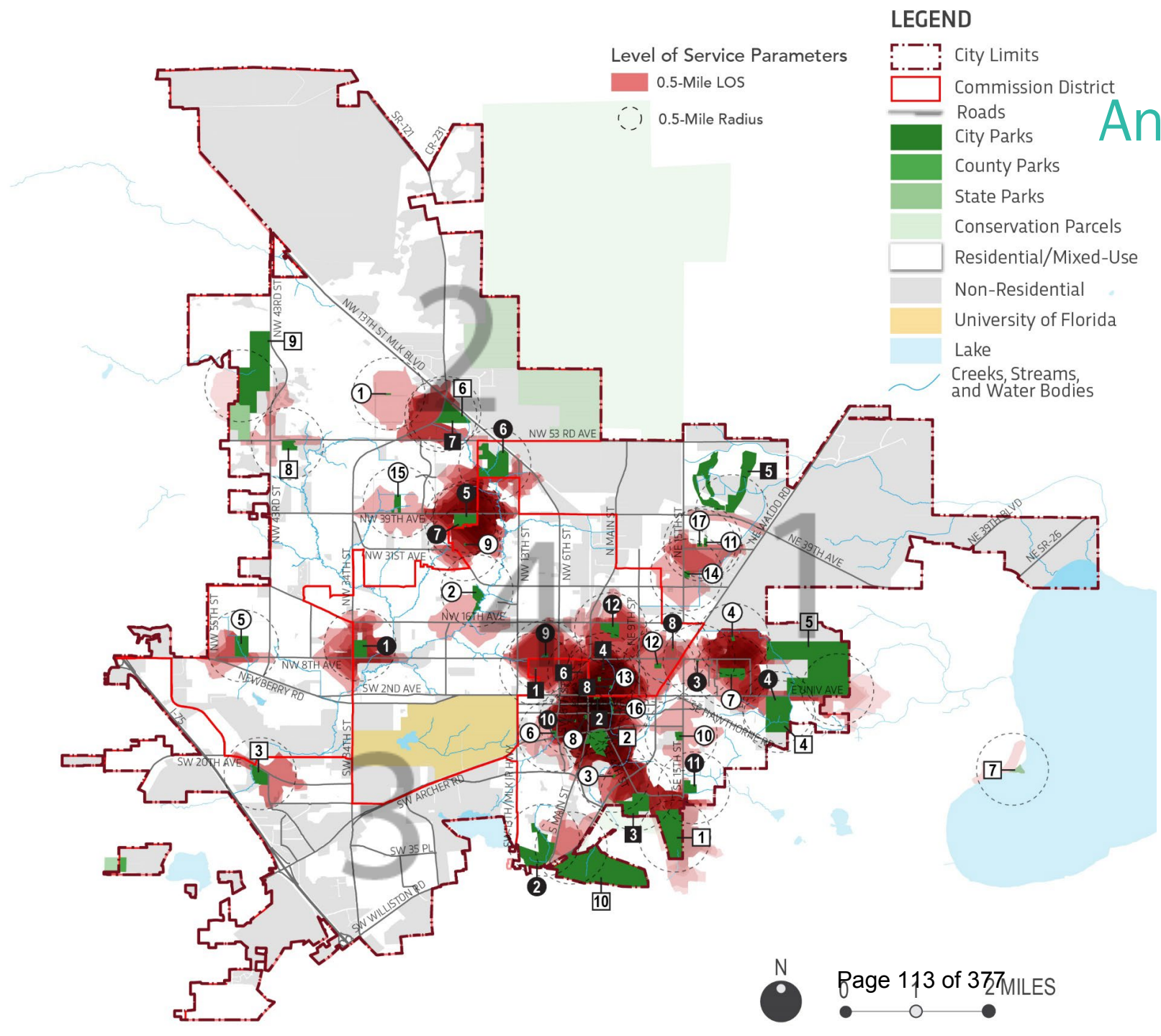


2024-949F

# Access Level-of-Service Analysis | Needs Assessment

## 10-Minute Walk Park Access

Area	% of Total Population with Access	% of African American Population with Access	% of Latin X Population with Access
CW	21%	32%	17%
D1	43%	46%	38%
D2	18%	34%	19%
D3	3%	5%	4%
D4	21%	30%	20%



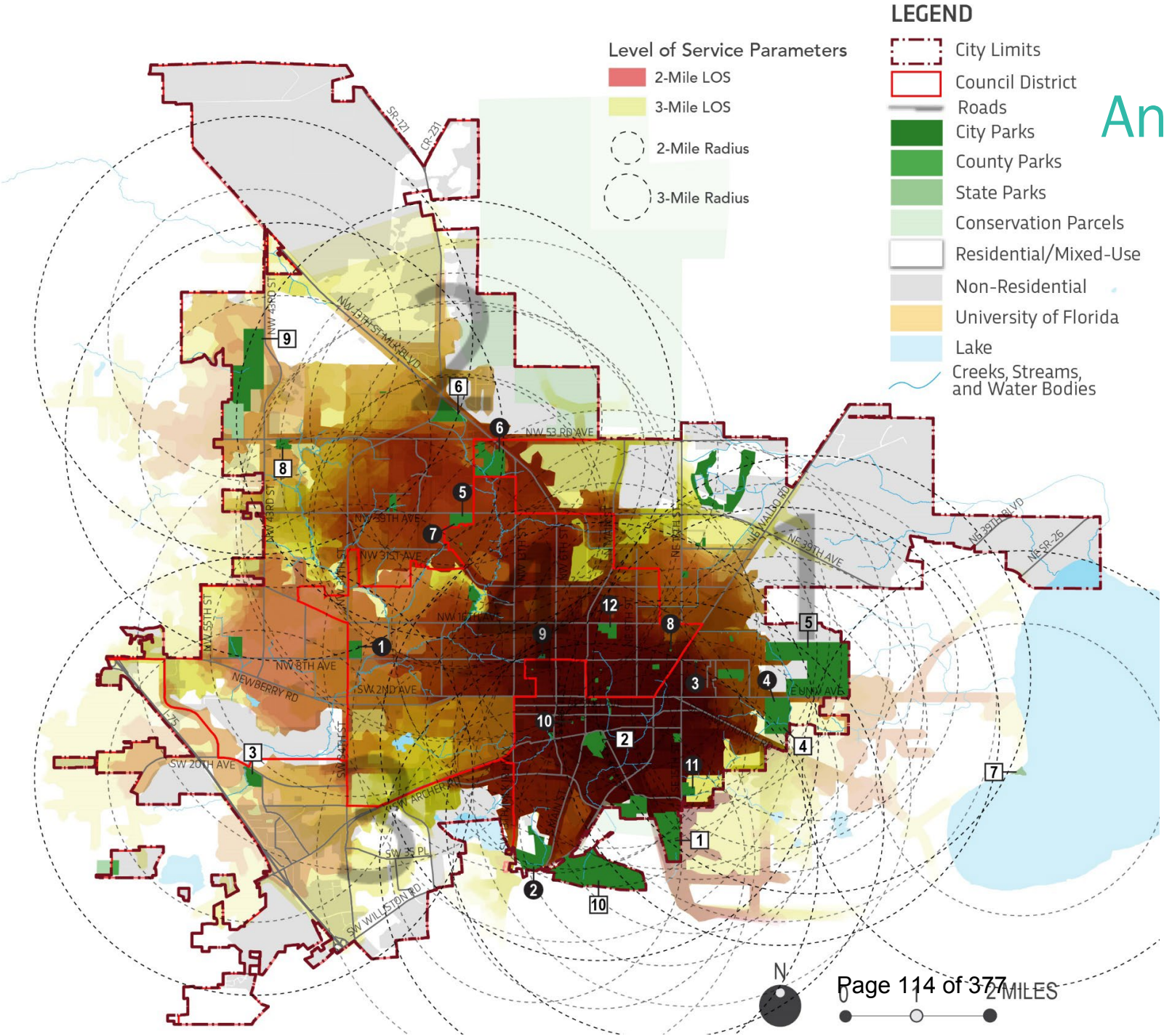


2024-949F

Access Level-of-Service  
Analysis | Needs Assessment

Community Parks

	Area	% of Total Population with Access	% of African American Population with Access	% of Latin X Population with Access
2-Mile Access LOS	CW	73%	72%	69%
	D1	81%	77%	82%
	D2	79%	86%	77%
	D3	39%	40%	40%
	D4	95%	94%	95%
3-Mile Access LOS	CW	86%	84%	82%
	D1	86%	85%	86%
	D2	92%	93%	88%
	D3	66%	67%	66%
	D4	100%	100%	100%



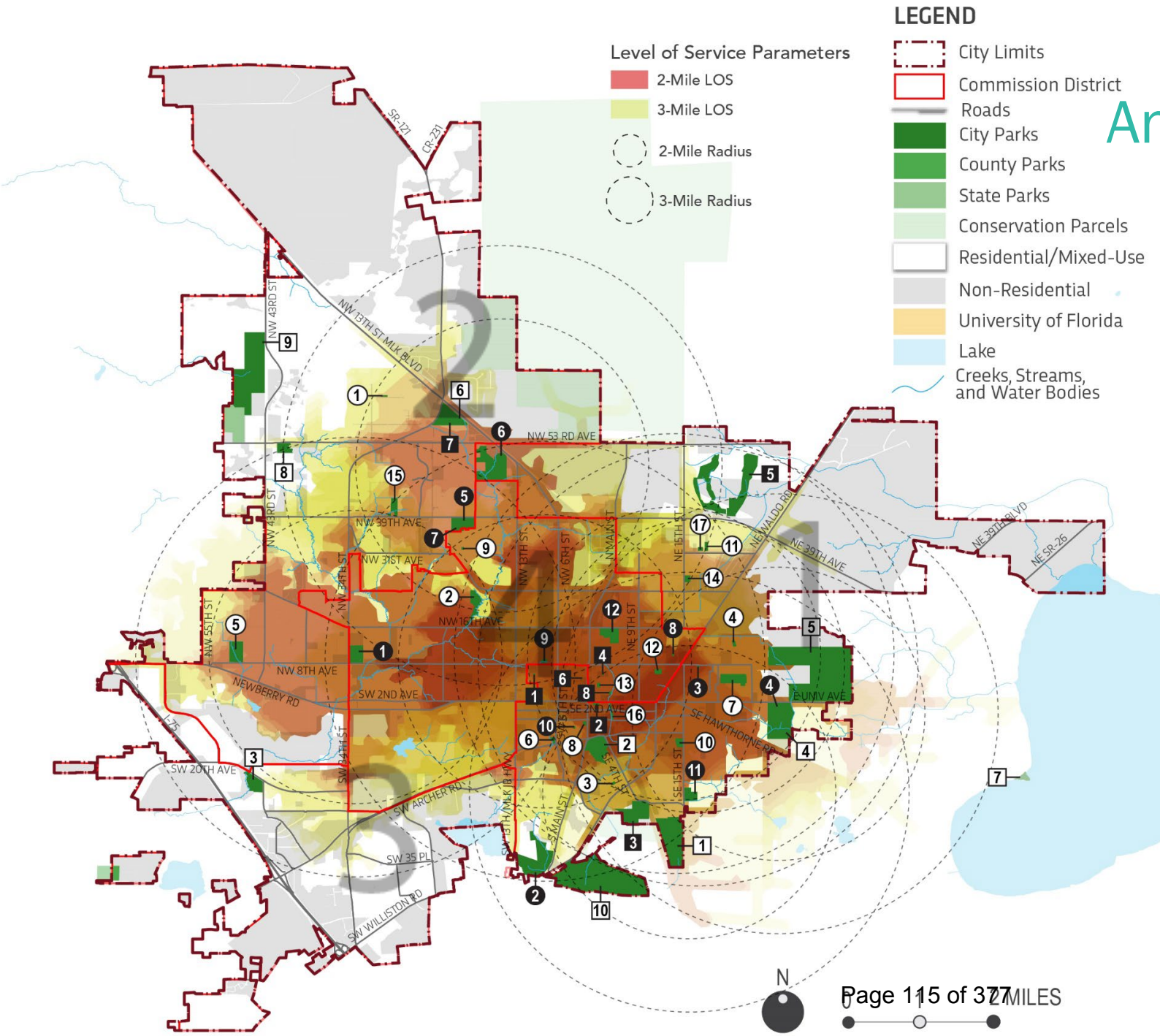


2024-949F

Access Level-of-Service  
Analysis | Needs Assessment

Recreation Centers

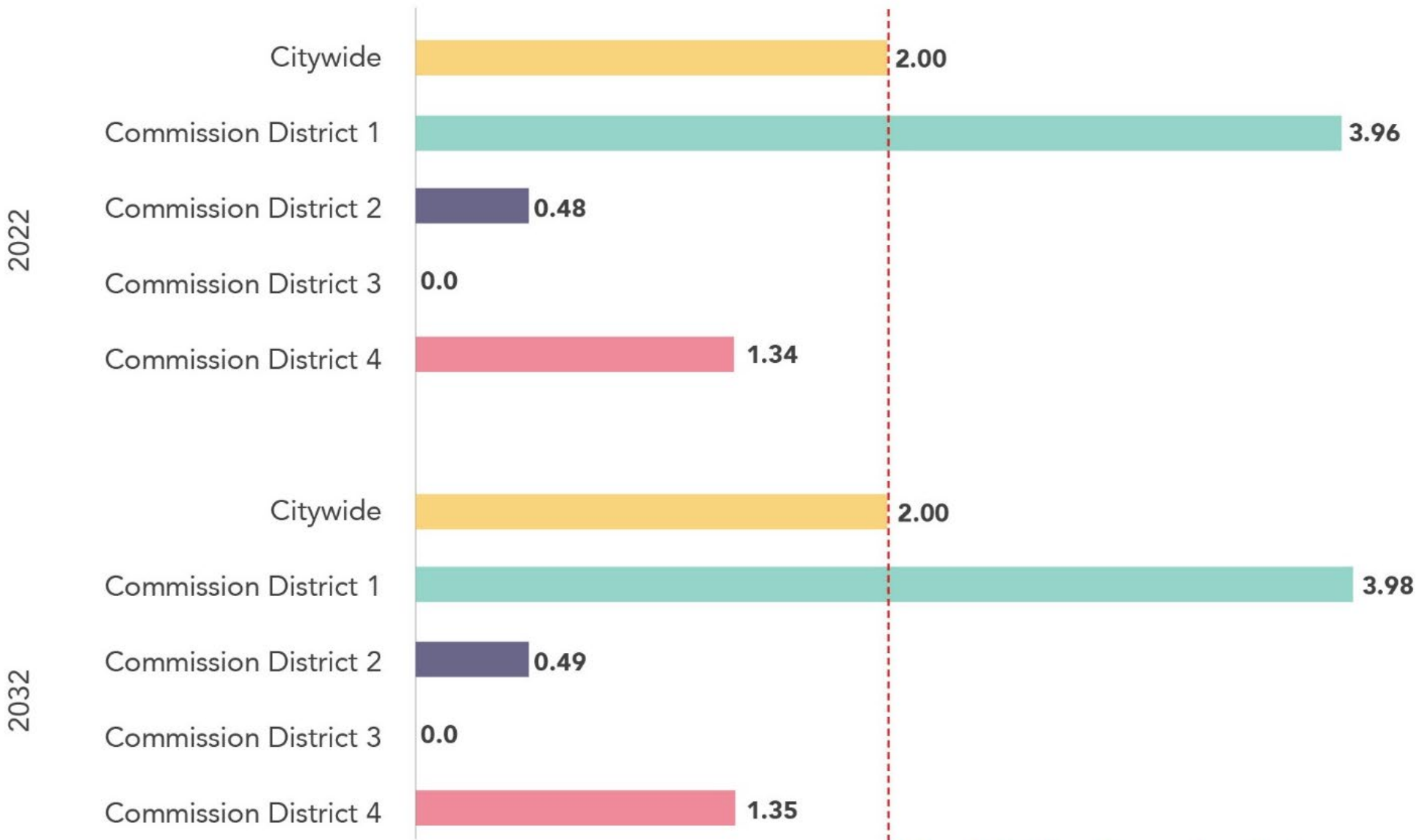
	Area	% of Total Population with Access	% of African American Population with Access	% of Latin X Population with Access
2-Mile Access LOS	CW	50%	55%	44%
	D1	71%	72%	68%
	D2	48%	54%	49%
	D3	3%	4%	3%
	D4	83%	83%	82%
3-Mile Access LOS	CW	71%	74%	66%
	D1	86%	85%	85%
	D2	67%	76%	66%
	D3	32%	33%	33%
	D4	100%	100%	100%





# Indoor Square Footage Level-of-Service Analysis | Needs Assessment

2024-949F



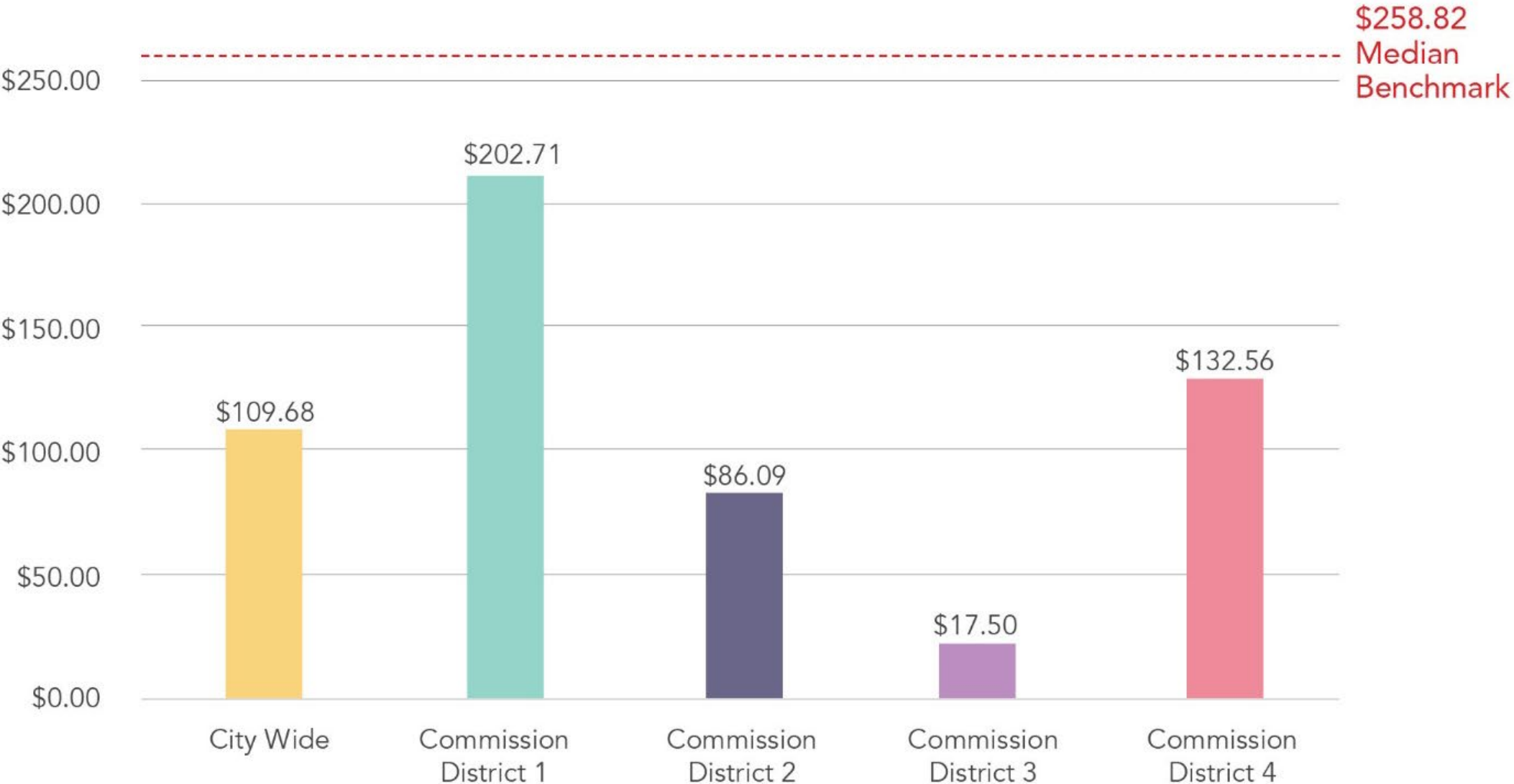


- Teen Center (-2)
- Stadium (-1)
- Playground (-9)
- Basketball Courts (-1)
- Multiuse Courts (-6)
- Youth Baseball Fields (-11)
- Adult Baseball Fields (-1)
- Youth Softball Fields (-17)
- Adult Softball Fields (-14)
- Multipurpose Fields (-10)
- Football Field (-3)
- Adult Soccer Field (-16)
- Youth Soccer Field (-22)
- Multi-purpose Synthetic Field (-3)
- 18-Hole Golf Course (-2)
- Aquatics Center (-2)
- Indoor Competitive Pool (50m) (-2)
- Indoor Competitive Pool (25m) (-2)
- Indoor Separated Diving Well (-2)
- Splash Pad/ Spraygrounds (-9)
- Tennis Courts (Outdoor) (-4)
- Pickleball (Outdoor) (-6)
- Pickleball (Indoor) (-9)
- Multi-Use Tennis/Pickleball (Indoor) (-8)
- Racquetball (Outdoor) (-4)
- Racquetball (Indoor) (-2)



# Funding Level-of-Service Analysis | Needs Assessment

2024-949F





# What We Are Up To Today

- Introductions
- Purpose
- Overview of Our Approach, Process, and Schedule
- Overview of Findings
- Discussion
- Next Steps



# City of Gainesville

## Parks, Recreation, and Cultural Affairs Needs Assessment Update

**DRAFT Findings Presentation**



# Commission District 1



# High-Priority Facility/ Amenity + Program/ Activity Needs Summary Methodology

2024-949F

## Statistically Valid Survey Priority Investment Ranking Questions:

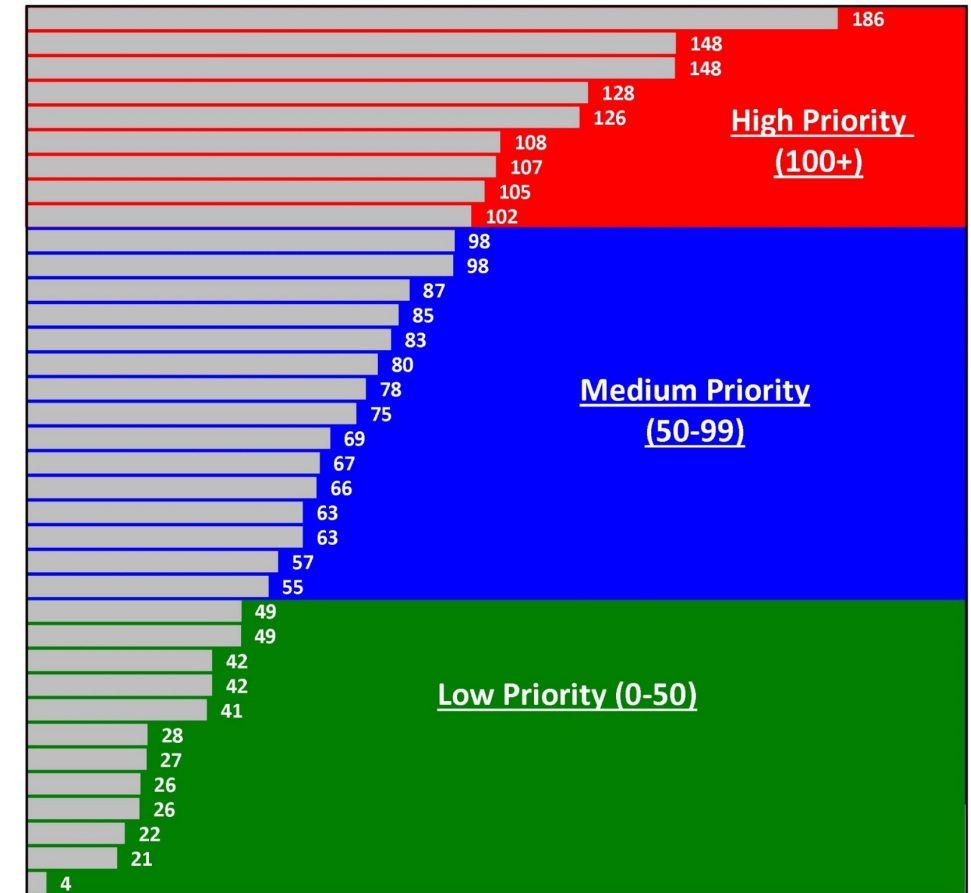
Is this (Facility/Amenity and Program/ Activity) important to you?

- Yes or No?

If “Yes”, how well are your needs met?

- Fully Met
- Mostly Met
- Partly Met
- Not Met

Which (Facility/Amenity and Program/ Activity) are most important to you? (Top 4 Choices)





# High-Priority Facility/ Amenity Needs - Commission District 1 | Summary Findings































2024-049F

NEEDS ASSESSMENT TECHNIQUE:	1. Statistically Valid Survey	2. On-line Survey	3. City Leadership Interviews	4. Public Meeting	5. Level-of- Service Analysis + Benchmarks
HIGH PRIORITY FACILITIES/AMENITIES:					
Walking, jogging, and nature trails	●	●	●	●	n/a
Farmers' market	●	●		●	n/a
Bicycle/Walking/Multipurpose trails	●	●	●	●	n/a
Kayak and canoe launches	●				n/a
Nature center	●			●	
Community gardens	●			●	



# High-Priority Program/Activity Needs - Commission District 1 | Summary Findings

2024-949F

NEEDS ASSESSMENT TECHNIQUE:	1. Statistically Valid Survey	2. On-line Survey	3. City Leadership Interviews	4. Public Meeting	5. Level-of-Service Analysis + Benchmarks
HIGH PRIORITY PROGRAMS/ACTIVITIES:					
Enrichment classes (sewing, cooking, etc.)					n/a
Adult fitness classes					
Nature programs/environmental education					
Adult art, music, dance, or theater					
Adult water fitness programs					
Community special events					
Senior adult programs					
Community gardening					
Volunteer opportunities					
Youth art, music, dance, or theater classes					



# Commission District 2



# High-Priority Facility/ Amenity + Program/ Activity Needs Summary Methodology

2024-949F

## Statistically Valid Survey Priority Investment Ranking Questions:

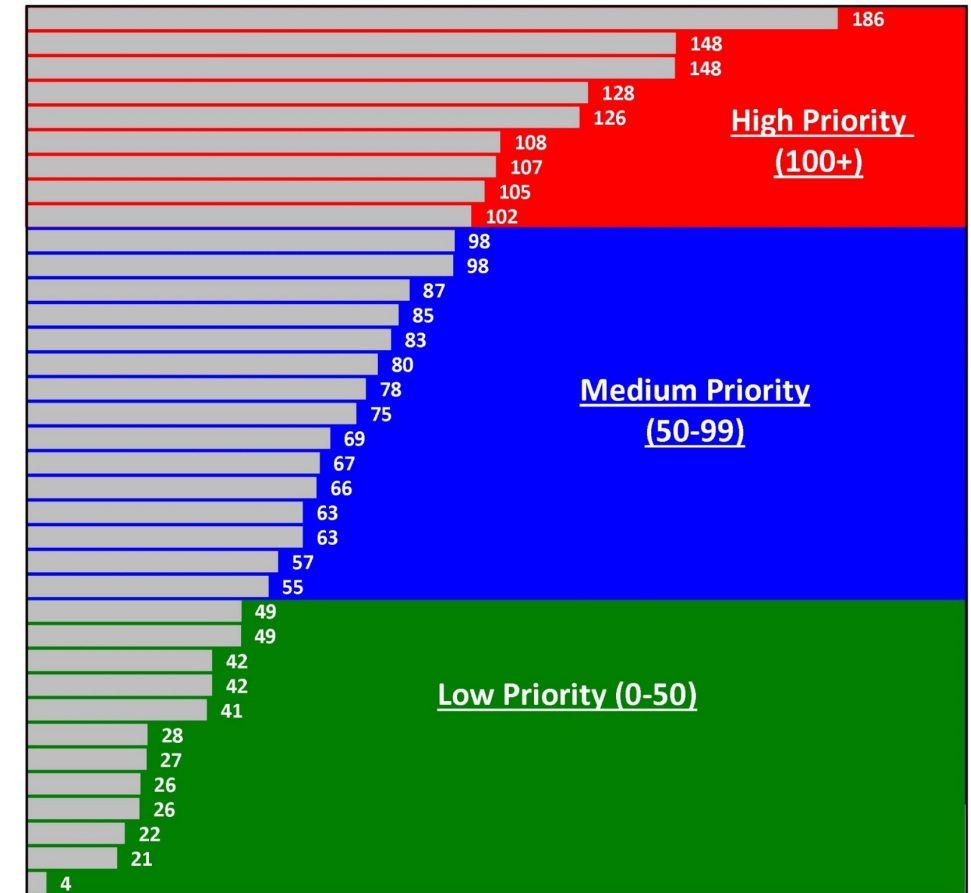
Is this (Facility/Amenity and Program/ Activity) important to you?

- Yes or No?

If “Yes”, how well are your needs met?

- Fully Met
- Mostly Met
- Partly Met
- Not Met

Which (Facility/Amenity and Program/ Activity) are most important to you? (Top 4 Choices)



































# High-Priority Facility/ Amenity Needs - Commission District 2 | Summary Findings

2024-949F

NEEDS ASSESSMENT TECHNIQUE:	1. Statistically Valid Survey	2. On-line Survey	3. City Leadership Interviews	4. Public Meeting	5. Level-of-Service Analysis + Benchmarks
HIGH PRIORITY FACILITIES/AMENITIES:					
Walking, jogging, and nature trails	●	●		●	n/a
Farmers' market	●	●		●	n/a
Bicycle/Walking/Multipurpose trails	●	●		●	n/a
Kayak and canoe launches	●	●		●	n/a
Dog Parks	●				
Nature centers	●	●		●	●
Small Neighborhood Parks	●	●		●	

# High-Priority Program/Activity Needs – Commission District 2 | Summary Findings

2024-949F

NEEDS ASSESSMENT TECHNIQUE:	1. Statistically Valid Survey	2. On-line Survey	3. City Leadership Interviews	4. Public Meeting	5. Level-of-Service Analysis + Benchmarks
HIGH PRIORITY PROGRAMS/ACTIVITIES:					
Nature programs/environmental education					n/a
Senior adult programs					
Enrichment classes (sewing, cooking, etc.)					
Adult fitness classes					
Community special events					
Adult art, music, dance, or theater					
History programs					
Adult water fitness programs					
Volunteer opportunities					
Programs for pets and owners					
Fishing and boating programs					



# Commission District 3

# High-Priority Facility/ Amenity + Program/ Activity Needs Summary Methodology

2024-949F

## Statistically Valid Survey Priority Investment Ranking Questions:

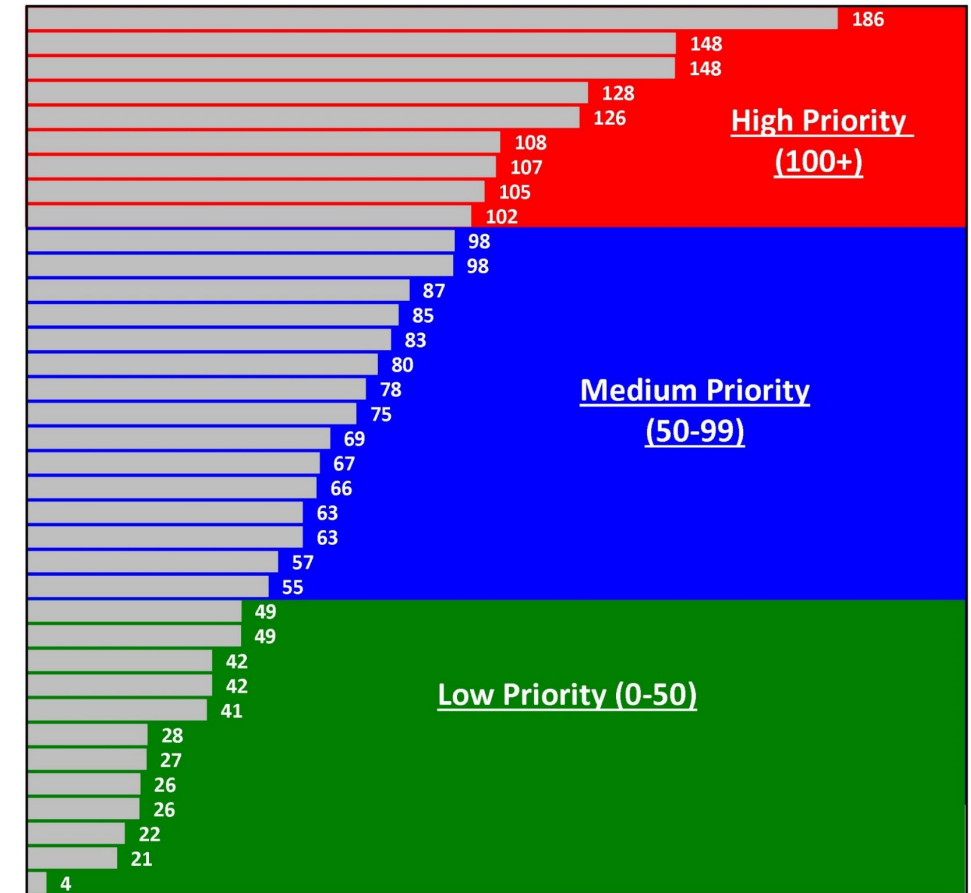
Is this (Facility/Amenity and Program/ Activity) important to you?

- Yes or No?

If “Yes”, how well are your needs met?

- Fully Met
- Mostly Met
- Partly Met
- Not Met

Which (Facility/Amenity and Program/ Activity) are most important to you? (Top 4 Choices)






























# High-Priority Facility/ Amenity Needs - Commission District 3 | Summary Findings

2024-949F

NEEDS ASSESSMENT TECHNIQUE:	1. Statistically Valid Survey	2. On-line Survey	3. City Leadership Interviews	4. Public Meeting	5. Level-of-Service Analysis + Benchmarks
HIGH PRIORITY FACILITIES/AMENITIES:					
Walking, jogging, and nature trails	●	●		●	n/a
Farmers' market	●			●	n/a
Small neighborhood parks	●	●		●	●
Nature center	●	●		●	●
Bicycle/Walking/Multipurpose trails	●	●		●	n/a
Community gardens	●			●	
Fishing piers	●	●			n/a

# High-Priority Program/Activity Needs – Commission District 3 | Summary Findings

2024-949F

NEEDS ASSESSMENT TECHNIQUE:	1. Statistically Valid Survey	2. On-line Survey	3. City Leadership Interviews	4. Public Meeting	5. Level-of-Service Analysis + Benchmarks
HIGH PRIORITY PROGRAMS/ACTIVITIES:					
Nature programs/environmental education					n/a
Adult fitness classes					
Volunteer opportunities					
Community special events					
Enrichment classes (sewing, cooking, etc.)					
Adult art, music, dance, or theater					
Programs for pets and owners					
Adult water fitness programs					
Community gardening					



# Commission District 4

# High-Priority Facility/ Amenity + Program/ Activity Needs Summary Methodology

2024-949F

## Statistically Valid Survey Priority Investment Ranking Questions:

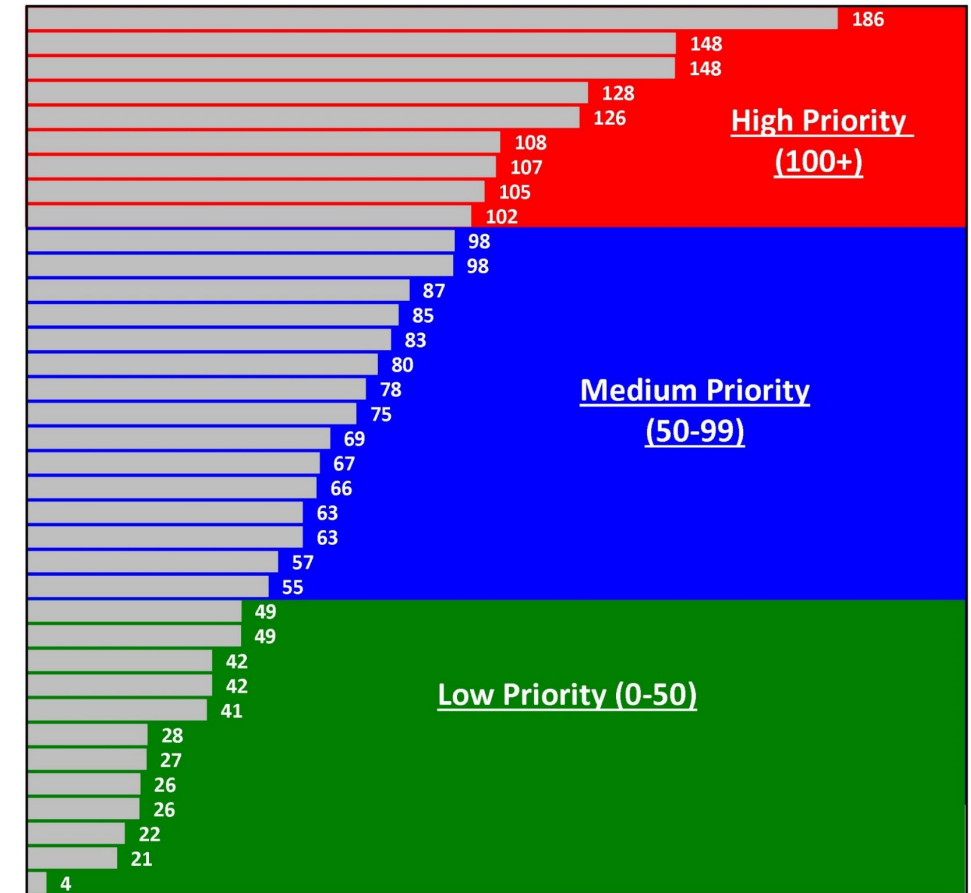
Is this (Facility/Amenity and Program/ Activity) important to you?

- Yes or No?

If “Yes”, how well are your needs met?

- Fully Met
- Mostly Met
- Partly Met
- Not Met

Which (Facility/Amenity and Program/ Activity) are most important to you? (Top 4 Choices)





# High-Priority Facility/ Amenity Needs - Commission District 4 | Summary Findings

2024-949F

NEEDS ASSESSMENT TECHNIQUE:	1. Statistically Valid Survey	2. On-line Survey	3. City Leadership Interviews	4. Public Meeting	5. Level-of-Service Analysis + Benchmarks
HIGH PRIORITY FACILITIES/AMENITIES:					
Walking, jogging, and nature trails	●	●	●	●	n/a
Farmers' market	●	●			n/a
Bicycle/Walking/Multipurpose trails	●	●	●	●	n/a
Small neighborhood parks	●	●	●		●
Kayak and canoe launches	●	●		●	n/a

# High-Priority Program/Activity Needs – Commission District 4 | Summary Findings

2024-949F

NEEDS ASSESSMENT TECHNIQUE:	1. Statistically Valid Survey	2. On-line Survey	3. City Leadership Interviews	4. Public Meeting	5. Level-of-Service Analysis + Benchmarks
HIGH PRIORITY PROGRAMS/ACTIVITIES:					
Nature programs/environmental education	●	●			n/a
Adult art, music, dance, or theater	●	●	●	●	
Community special events	●	●	●	●	
Enrichment classes (sewing, cooking, etc.)	●	●		●	
Adult fitness classes	●	●		●	
Senior adult programs	●	●		●	
Community gardening	●	●		●	
History programs	●	●		●	



**2022**

**City of Gainesville, Florida**

**Parks and Recreation Needs Assessment Survey**

**Findings Report**



# Contents

<b>Section 1: Executive Summary.....</b>	<b>4</b>
<b>Section 2: Charts and Graphs.....</b>	<b>14</b>
<b>Section 3: Priority Investment Rating .....</b>	<b>49</b>
<b>Section 4: National Benchmarks.....</b>	<b>57</b>
<b>Section 5: Tabular Data.....</b>	<b>68</b>
<b>Section 6: Open-Ended Responses.....</b>	<b>121</b>
<b>Section 7: Survey Instrument.....</b>	<b>153</b>





# Executive Summary

---

# 2022 City of Gainesville Parks and Recreation Needs Assessment Survey Executive Summary

---

## Overview

ETC Institute administered a Parks, Recreation, and Cultural Affairs Needs Assessment Survey for the City of Gainesville during the months of fall 2022. The survey will help the City of Gainesville Parks and Recreation Department plan for future recreation programs and facilities that meet the community's needs and preferences.

## Methodology

ETC Institute mailed a survey packet to a random sample of households in the City of Gainesville. Each survey packet contained a cover letter, a copy of the survey, and a postage-paid return envelope. Residents who received the survey were given the option of returning the survey by mail or completing it online at *GainesvilleParksSurvey.org*.

After the surveys were mailed, ETC Institute followed up by sending text messages and mailing postcards to encourage participation. The text messages and postcards contained a link to the online version of the survey to make it easy for residents to complete the survey. To prevent people who were not residents of the City of Gainesville from participating, everyone who completed the survey online was required to enter their home address prior to submitting the survey. ETC Institute then matched the addresses that were entered online with the addresses that were originally selected for the random sample. If the address from a survey completed online did not match one of the addresses selected for the sample, the online survey was not included in the final database for this report.

The goal was to complete a minimum of 800 completed surveys from residents. The goal was exceeded with 806 completed surveys collected. The overall results for the sample of 806 households have a precision of at least  $\pm 3.4$  at the 95% level of confidence.

This report contains the following:

- Charts showing the overall results of the survey (Section 2)
- Priority Investment Rating (PIR) that identifies priorities for facilities and programs (Section 3)
- Benchmarks that compare the City of Gainesville results to National averages (Section 4)
- Tabular data showing the overall results for all questions on the survey (Section 5)
- Responses to open-ended questions (Section 6)
- A copy of the survey instrument (Section 7)

The major findings of the survey are summarized on the following pages.



## Parks and Recreation Facilities and Programs Use

**Use of Specific Parks, Facilities, and Trails.** Respondents were asked if their household had used any of the 35 listed parks, facilities, and trail sites over the past year. The highest percentage of respondents (78%) had used Depot Park followed by Bo Diddley Community Plaza (62%) and Gainesville-Hawthorne Trail (44%). Respondents were then asked to select the three locations their household visits most often. Depot Park (46%), Bo Diddley Community Plaza (25%), and Alfred A. Ring Park (17%) were the most often visited locations. Most respondents (82%) rated the overall physical condition of these sites as either good (58%) or excellent (24%).

**Types of Sites Used.** Respondents were asked to select all the types of sites their household had visited over the past year. The highest percentage of respondents (75%) used walking and hiking trails followed by nature trails (66%) and natural areas (52%). Respondents most often use walking and hiking trails (53%), nature trails (39%), and biking trails/paths (22%).

**Satisfaction with Major Facilities.** Respondents were asked to rate their overall level of satisfaction with 17 major facilities in Gainesville. Respondents were most satisfied (rating either “satisfied” or “very satisfied”) with Thomas Center Rentals and Galleries (79%), Bo Diddley Community Plaza (77%), and the Gainesville/Alachua Community Sr. Recreation Center (72%).

**Barriers to Use.** Respondents were asked to indicate the reasons why they didn’t use City of Gainesville parks, trails, facilities, or programs/events more often. The highest number of respondents said they were not aware of what was being offered (29%), not aware of the locations of facilities (23%), busy schedules (20%), or not aware of the locations of parks (20%).

**Recreation and Cultural Program Participation.** Thirty-nine percent (39%) of respondents said someone in their household had participated in recreation and cultural programs in the past year. Of those participating households, most (89%) rated the overall quality of programs as either good (50%) or excellent (39%). Respondents were then asked to rate their level of satisfaction with nine types of recreation programs or aspects of their experience. Respondents were most satisfied (rating either “satisfied” or “very satisfied”) with special events (80%), cultural art programs (79%), and the overall quality of recreation programs (68%).

**Communication Methods.** Respondents most often learned about recreation programs, activities, and special events via word of mouth (54%), Facebook (46%), or by visiting/attending the park (28%). Respondents’ most preferred sources for information are Facebook (49%), word of mouth (32%), or the City of Gainesville website (24%).

## Community Improvements

**Areas of Concern.** Respondents were asked to select their top five areas of concern in the community and in their daily life. Community safety/crime/violence (40%), homelessness and/or panhandling (39%), and the preservation of natural areas (35%) were selected most often as top issues.

**Addressing Inequities.** Respondents were asked to rate the importance of 8 ways the department could help address racial, gender, and age inequities. Respondents thought it was most important to ensure that all residents feel welcome in all facilities and enriched after participating in programs and activities (82%), for the department to provide high-quality parks, facilities, and equipment throughout the city (81%), and for the department to provide programs and activities that are free/low-cost/market-rate or include scholarships. Respondents were then asked to select the four items most important to their household. These were the four items selected most often:

- Provide a broad spectrum of programs, activities, facilities, and equipment for residents of all ages, races, genders, and abilities to experience (66%)
- Provide programs and activities that are free, low-cost, market-rate, or include scholarships (60%)
- Provide high-quality parks, facilities, and equipment throughout the city (51%)
- Provide well-trained staff that are kind, knowledgeable, and helpful in connecting residents to the full spectrum of available government services (41%).

**Allocation of Funds.** Respondents were asked to allocate a hypothetical \$100 budget for parks and recreation improvements. The highest amount of funding on average (\$30.54) went to improvements/maintenance of existing parks, pools, sports, cultural and recreation facilities followed by \$18.69 for the acquisition of new park land and open space and \$17.99 for the acquisition and development of walking and biking trails.

**Support for Improvements.** Respondents were provided a list of 7 potential actions to improve parks and recreation. Respondents were most supportive (selecting “very supportive”) of increasing safety and security measures in parks (75%), developing walking and biking facilities (72%), and developing a significant park with a variety of active and passive outdoor activities in each quadrant of the city (68%). Respondents were also asked to select the four items most important to their household. These were the four items selected most often:

1. Increase safety and security in parks (51%)
2. Develop parks for un-organized and free play/general community recreation access that are not permitted for organized sports (49%)
3. Develop a significant park with a variety of active and passive outdoor activities in each quadrant of the city (48%)
4. Development of walking and biking facilities (40%)



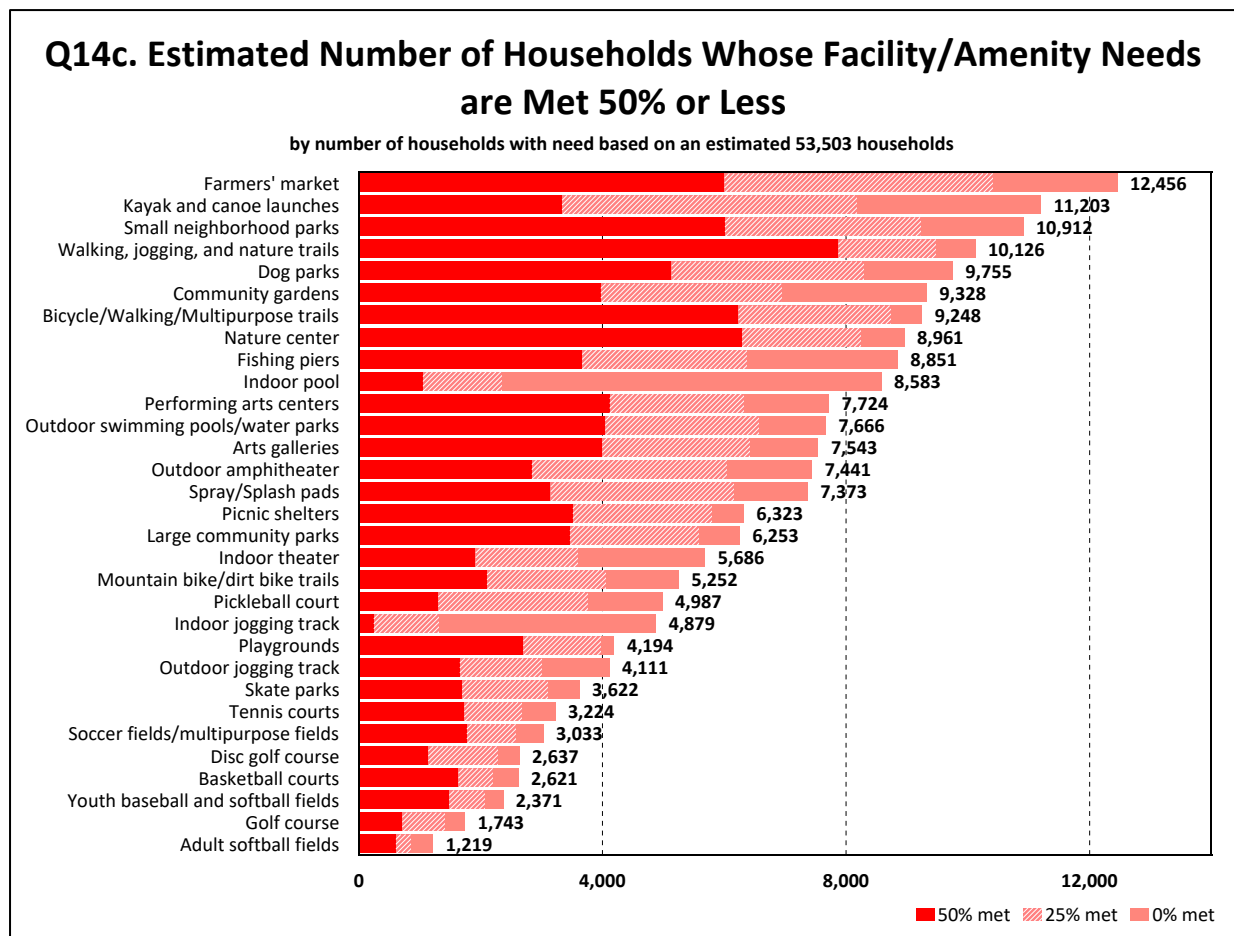
## Facilities and Amenities Needs and Priorities

**Facility/Amenity Needs:** Respondents were asked to identify if their household had a need for 31 facilities/amenities and to rate how well their needs for each were currently being met. Based on this analysis, ETC Institute was able to estimate the number of households in the community that had the greatest “unmet” need for various facilities/amenities.

The three facilities/amenities with the highest estimated number of households that have an unmet need:

1. Farmers’ market – 12,456 households
2. Kayak and canoe launches – 11,203 households
3. Small neighborhood parks – 10,912 households

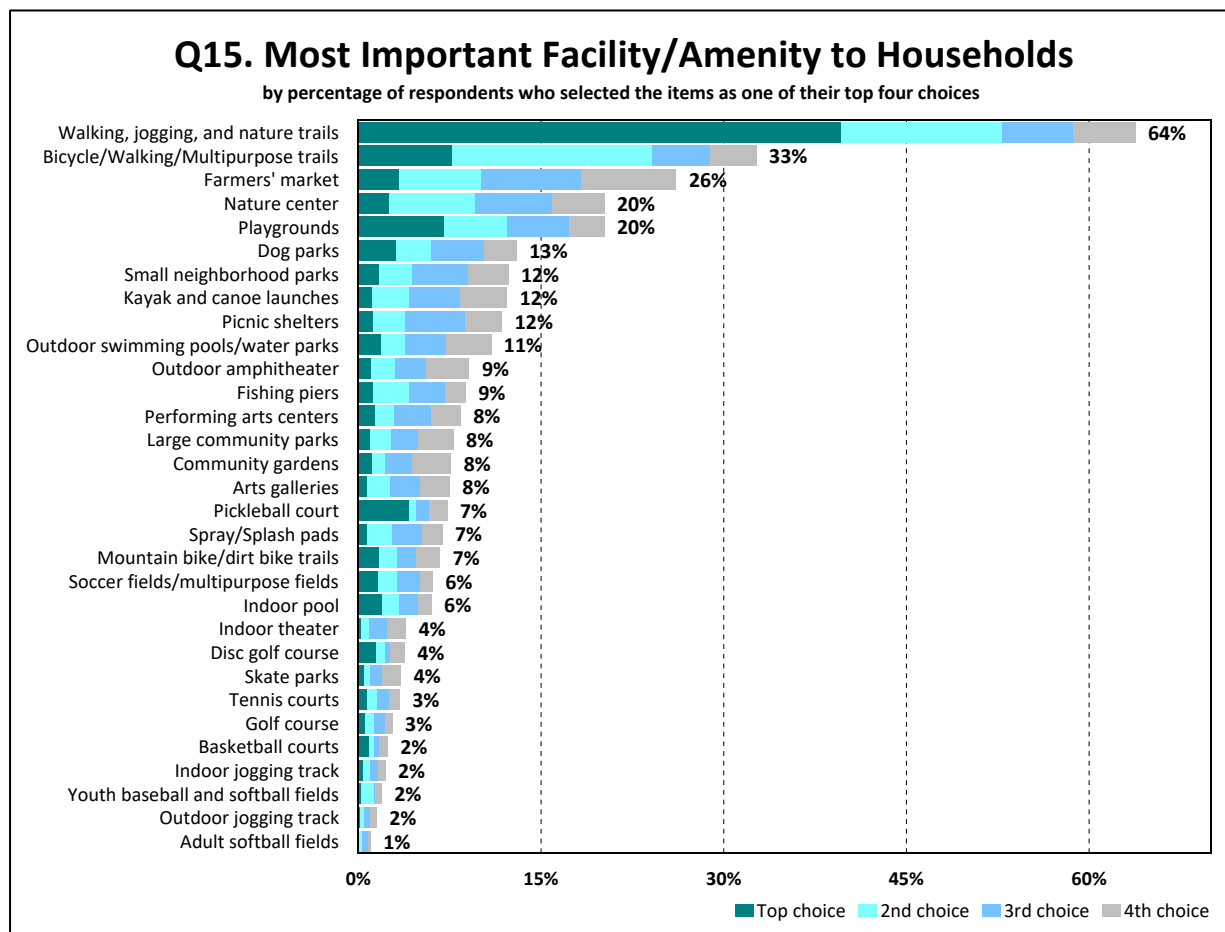
The estimated number of households that have unmet needs for each of the 31 facilities/amenities assessed is shown in the chart below.



**Facilities and Amenities Importance:** In addition to assessing the needs for each facility/amenity, ETC Institute also assessed the importance that residents placed on each item. Based on the sum of respondents' top four choices, these were the four most important amenities to residents:

1. Walking, jogging, and nature trails (64%)
2. Bicycle/walking/multipurpose trails (33%)
3. Farmers' market (26%)
4. Nature center (20%) and playgrounds (20%)

The percentage of residents who selected each facility/amenity as one of their top four choices is shown in the chart below.



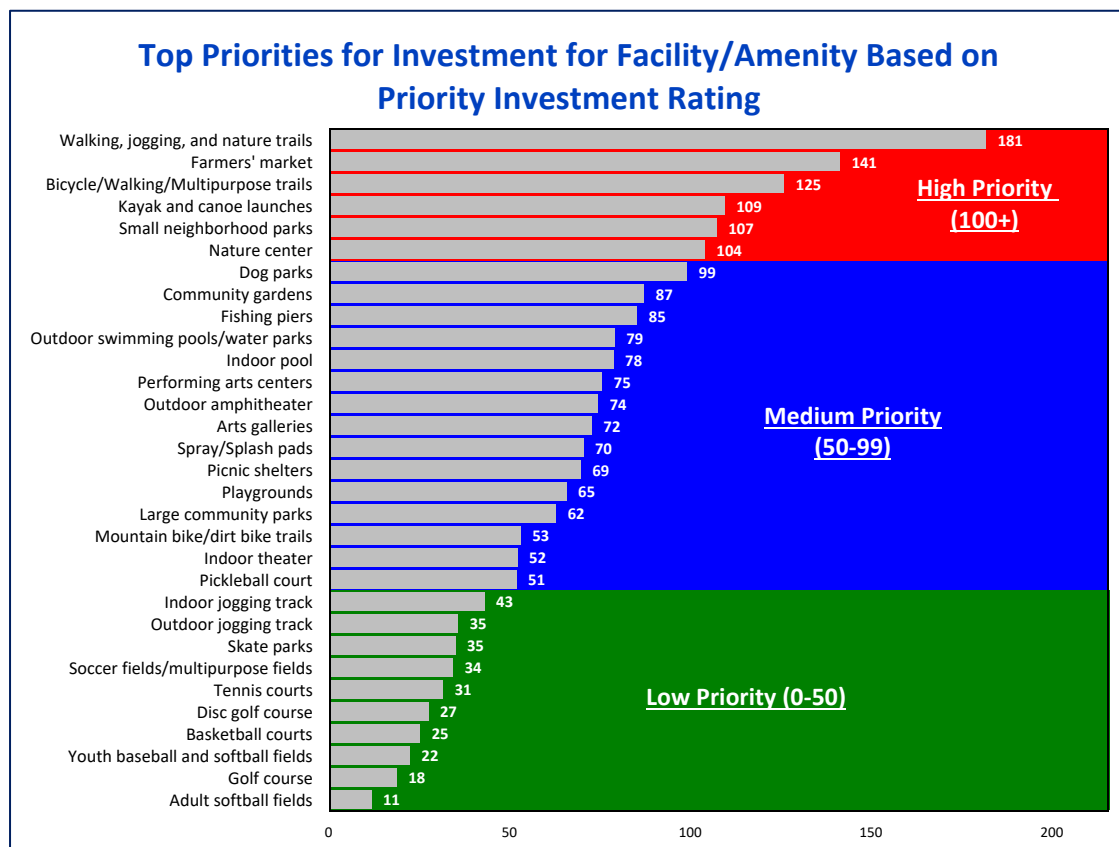


**Priorities for Facility Investments:** The **Priority Investment Rating (PIR)** was developed by ETC Institute to provide organizations with an objective tool for evaluating the priority that should be placed on recreation and parks investments. The Priority Investment Rating (PIR) equally weights (1) the importance that residents place on amenities/facilities and (2) how many residents have unmet needs for the facility/amenity. [Details regarding the methodology for this analysis are provided in Section 3 of this report.]

Based the Priority Investment Rating (PIR), the following parks and recreation facilities/amenities were rated as high priorities for investment:

- Walking, jogging, and nature trails (PIR=181)
- Farmers' market (PIR=141)
- Bicycle/walking/multipurpose trails (PIR=125)
- Kayak and canoe launches (PIR=109)
- Small neighborhood parks (PIR=107)
- Nature center (PIR=104)

The chart below shows the Priority Investment Rating for each of the 31 facilities/amenities assessed on the survey.



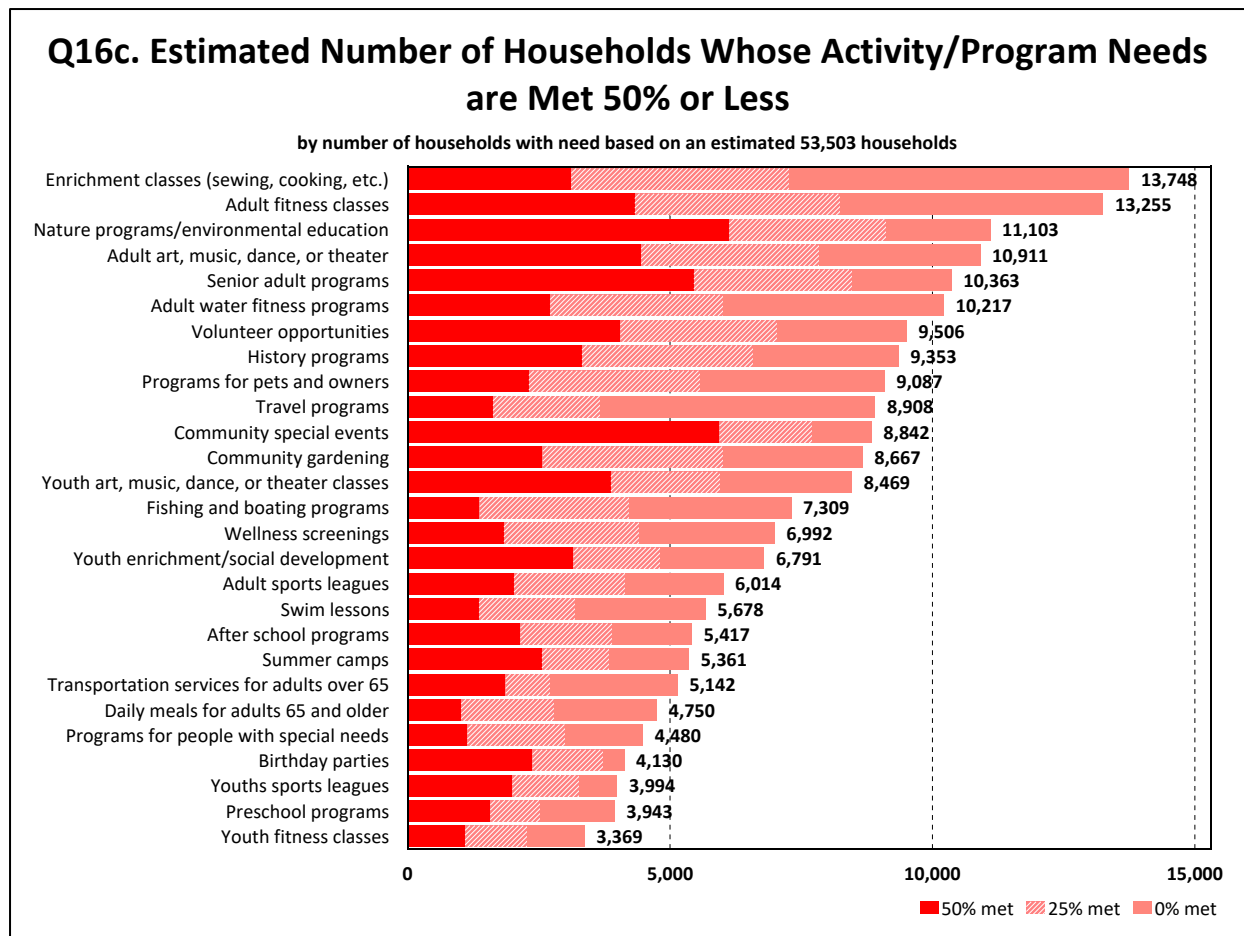
## City of Gainesville Recreation Program Needs and Priorities

**Program Needs:** Respondents were asked to identify if their household had a need for 27 programs and to rate how well their needs for each were currently being met. Based on this analysis, ETC Institute was able to estimate the number of households in the community that had the greatest “unmet” need for various facilities/amenities.

The three programs with the highest estimated number of households that have an unmet need:

1. Enrichment classes – 13,748 households
2. Adult fitness classes – 13,255 households
3. Nature programs/environmental education – 11,103 households

The estimated number of households that have unmet needs for each of the 27 recreation programs assessed is shown in the chart below.

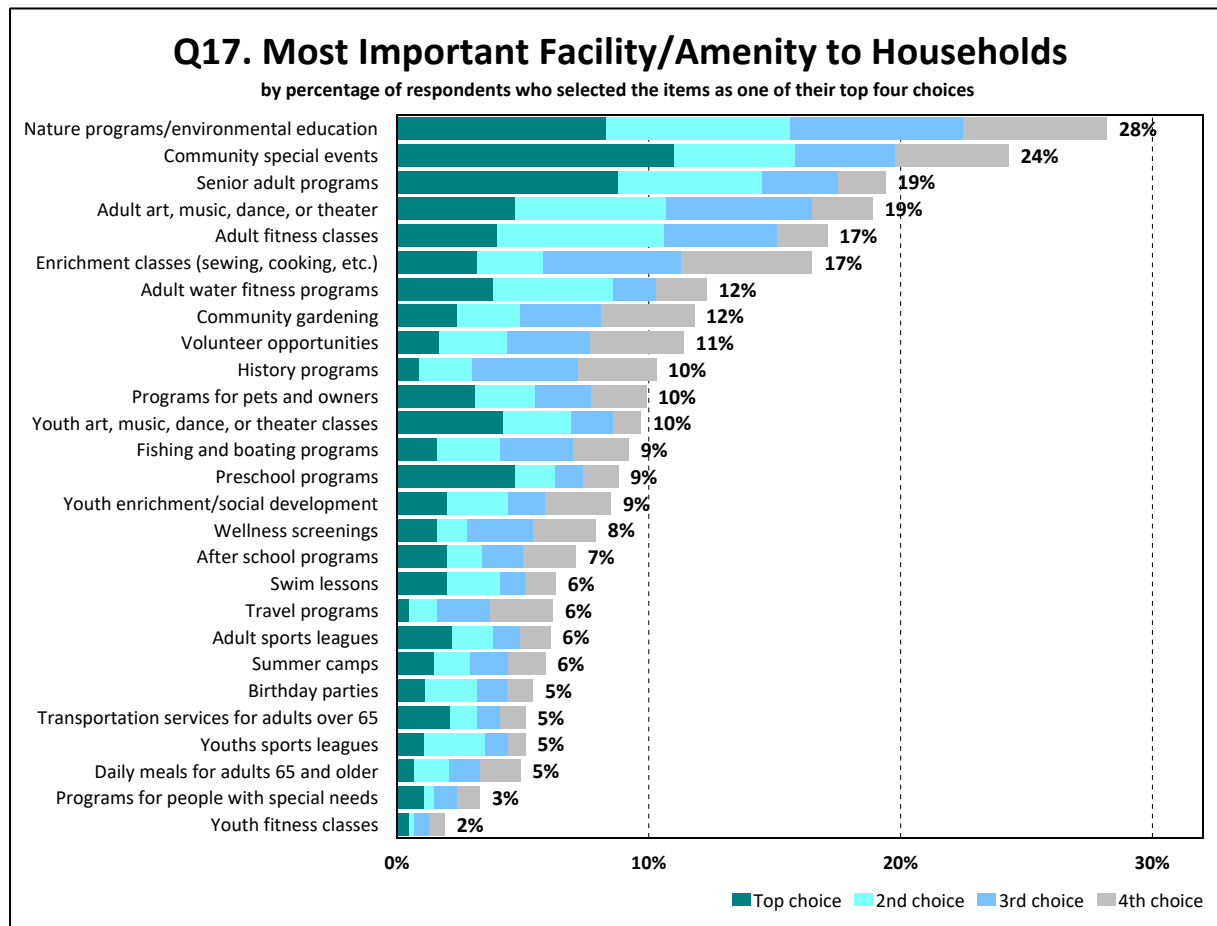




**Programs Importance:** In addition to assessing the needs for each program, ETC Institute also assessed the importance that residents placed on each item. Based on the sum of respondents' top four choices, these are the four most important programs to residents:

1. Nature programs/environmental education (28%)
2. Community special events (24%)
3. Senior adult programs (19%)
4. Adult art, music, dance, or theater (19%)

The percentage of residents who selected each program as one of their top four choices is shown in the chart below.

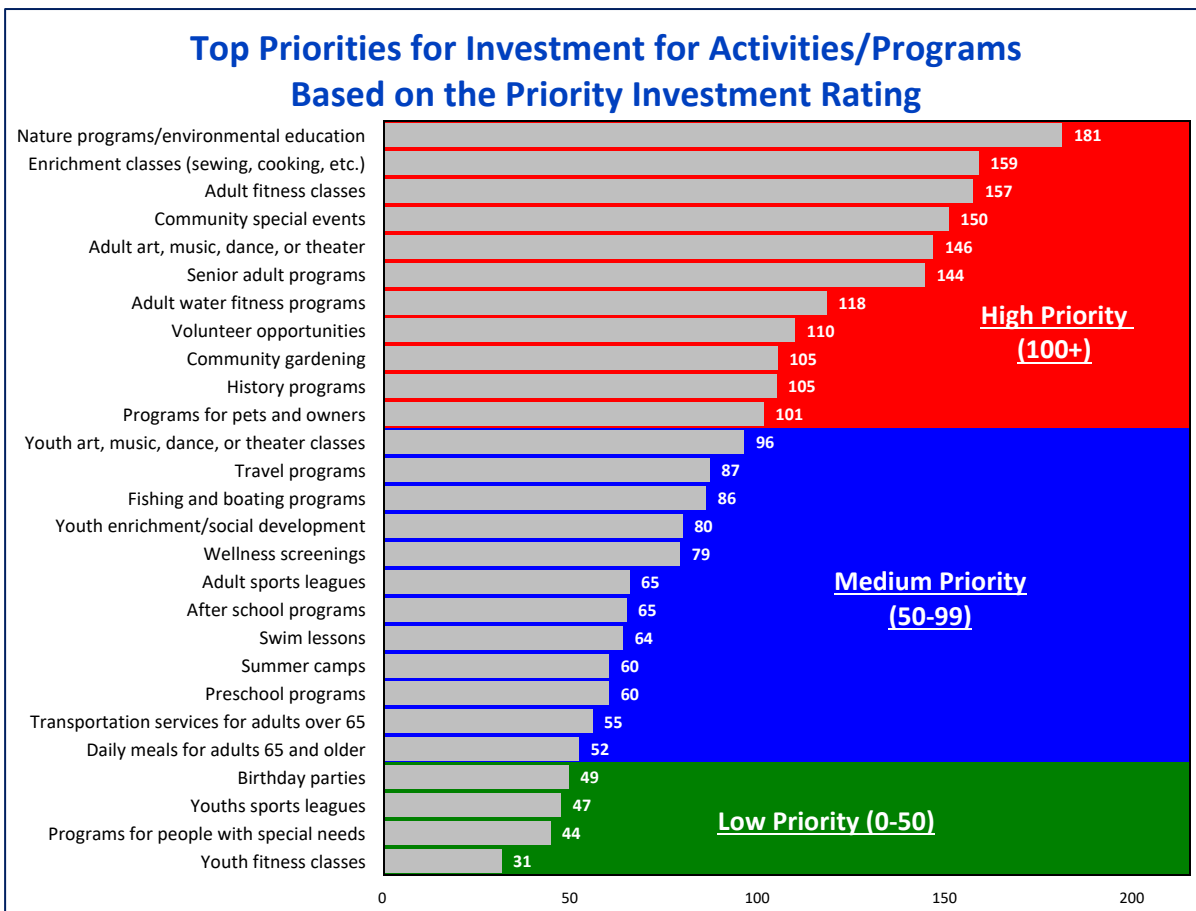


**Priorities for Program Investments:** The **Priority Investment Rating (PIR)** was developed by ETC Institute to provide organizations with an objective tool for evaluating the priority that should be placed on recreation and parks investments. The Priority Investment Rating (PIR) equally weights (1) the importance that residents place on each program and (2) how many residents have unmet needs for the program. [Details regarding the methodology for this analysis are provided in Section 3 of this report.]

Based the Priority Investment Rating (PIR), the following City of Gainesville programs were rated as high priorities for investment:

- Nature programs/environmental education (PIR=181)
- Enrichment classes (sewing, cooking, etc.) (PIR=159)
- Adult fitness classes (PIR=157)
- Community special events (PIR=150)
- Adult art, music, dance, or theater (PIR=146)
- Senior adult programs (PIR=144)
- Adult water fitness programs (PIR=118)
- Volunteer opportunities (PIR=110)
- Community gardening (PIR=105)
- History programs (PIR=105)
- Programs for pets and owners (PIR=101)

The chart below shows the Priority Investment Rating for each of the 27 programs assessed.



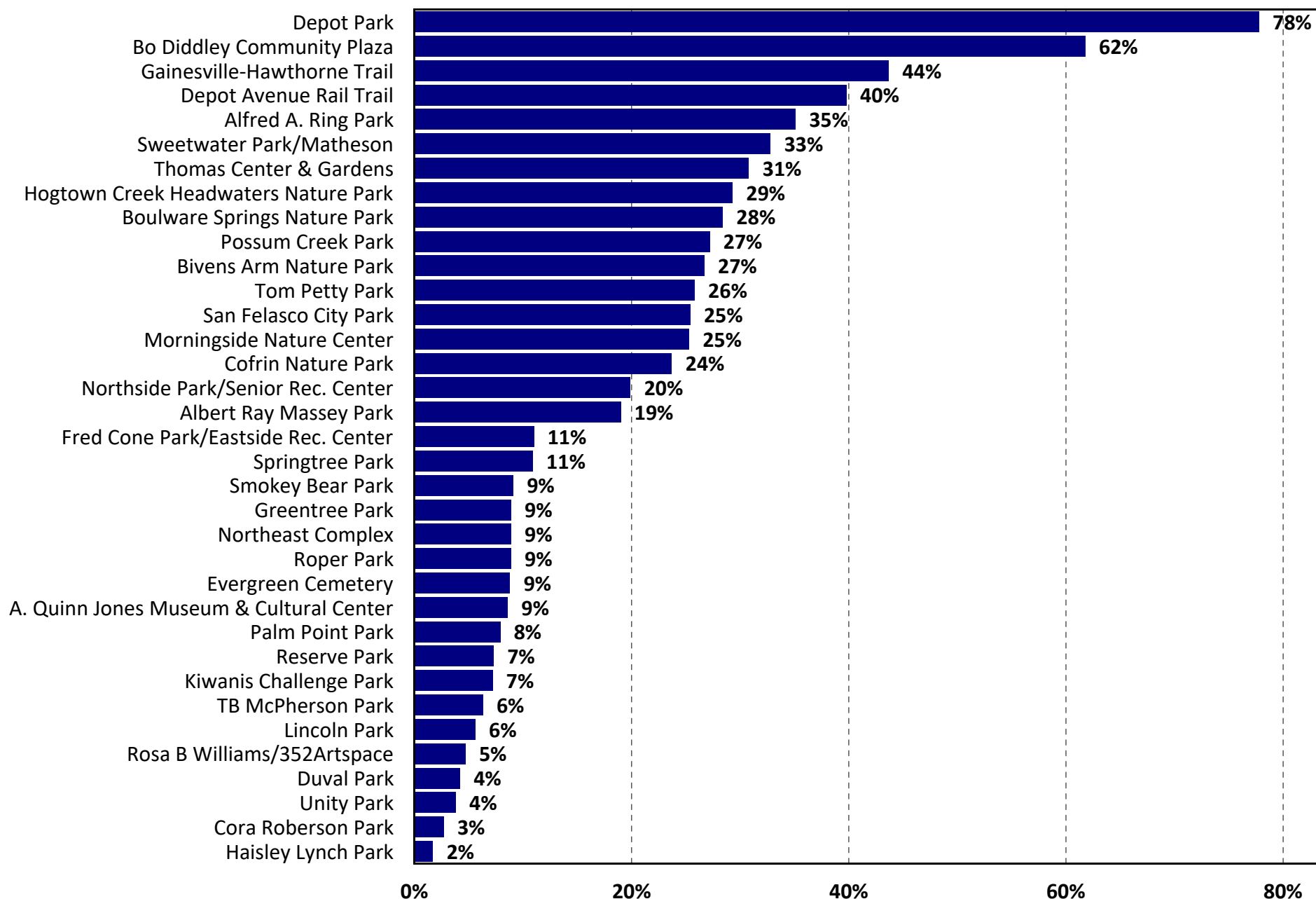




# Charts & Graphs

# Q1. Parks, Facilities, and Trail Sites Households Have Visited Over the Past Year

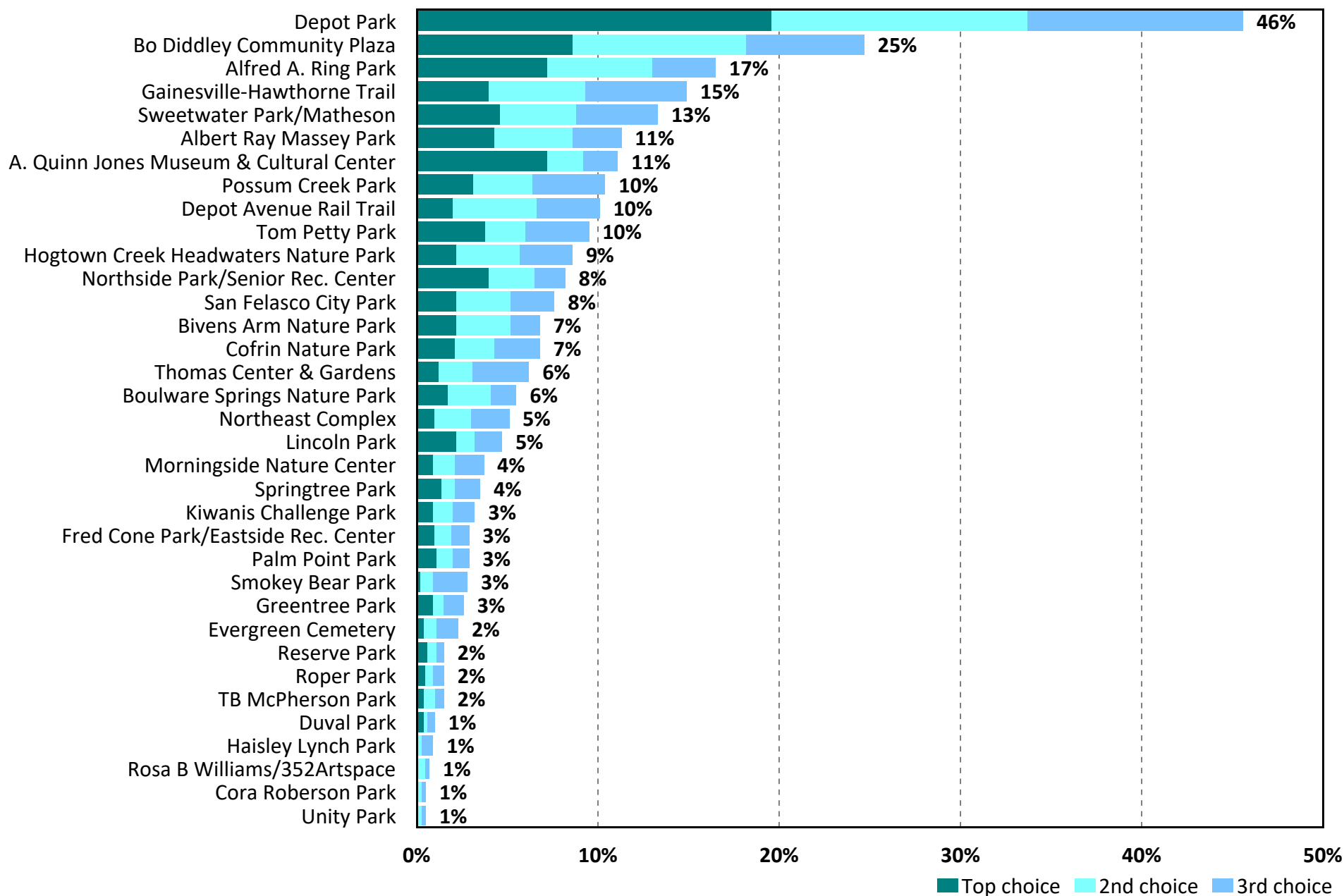
by percentage of respondents (multiple selections could be made)





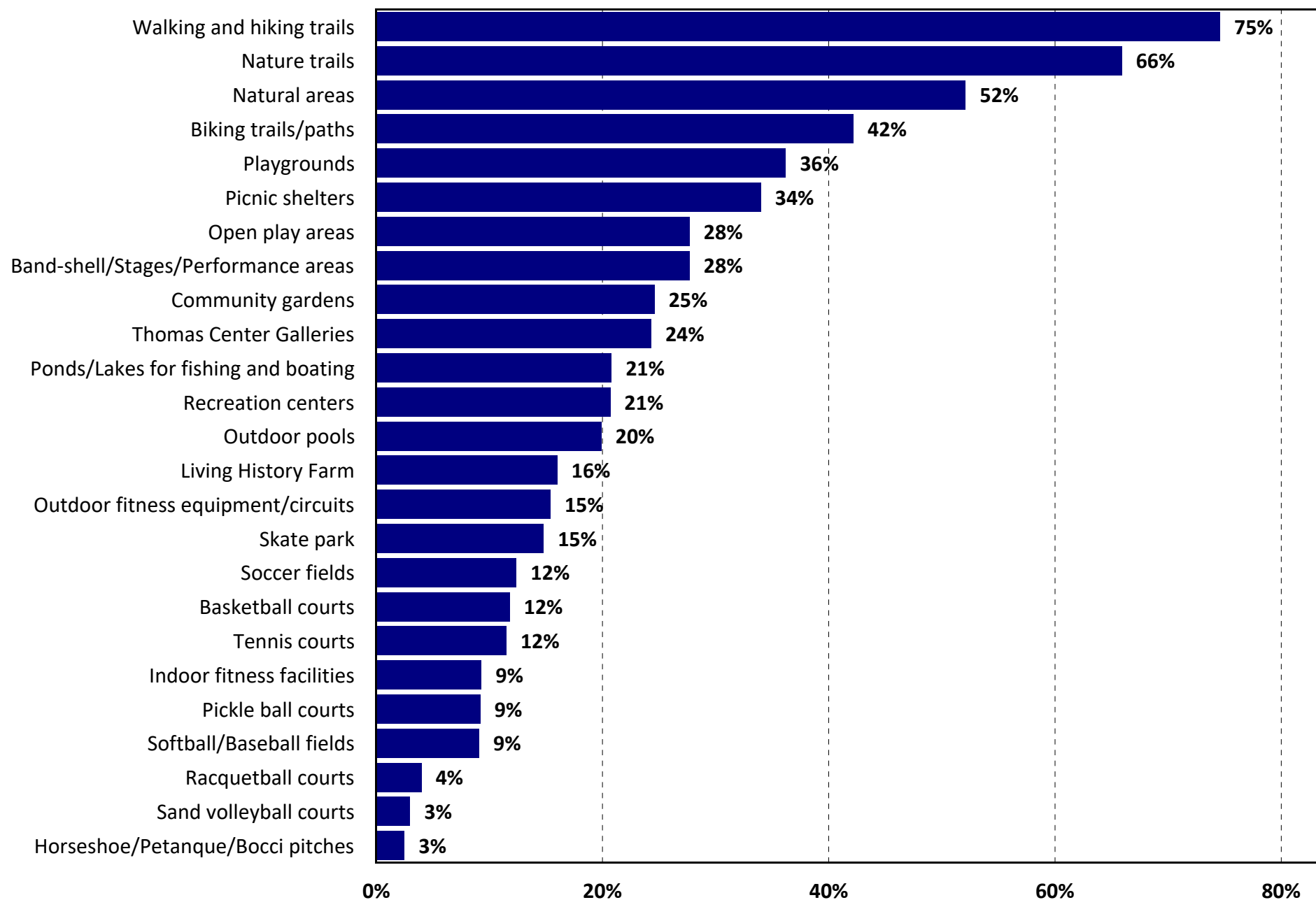
## Q2. Which Parks, Facilities, and Trail Sites do Households Visit the Most Often?

by percentage of respondents who selected the items as one of their top three choices



# Q3. Parks, Recreation, and Cultural Sites Households Have Visited Over the Past Year

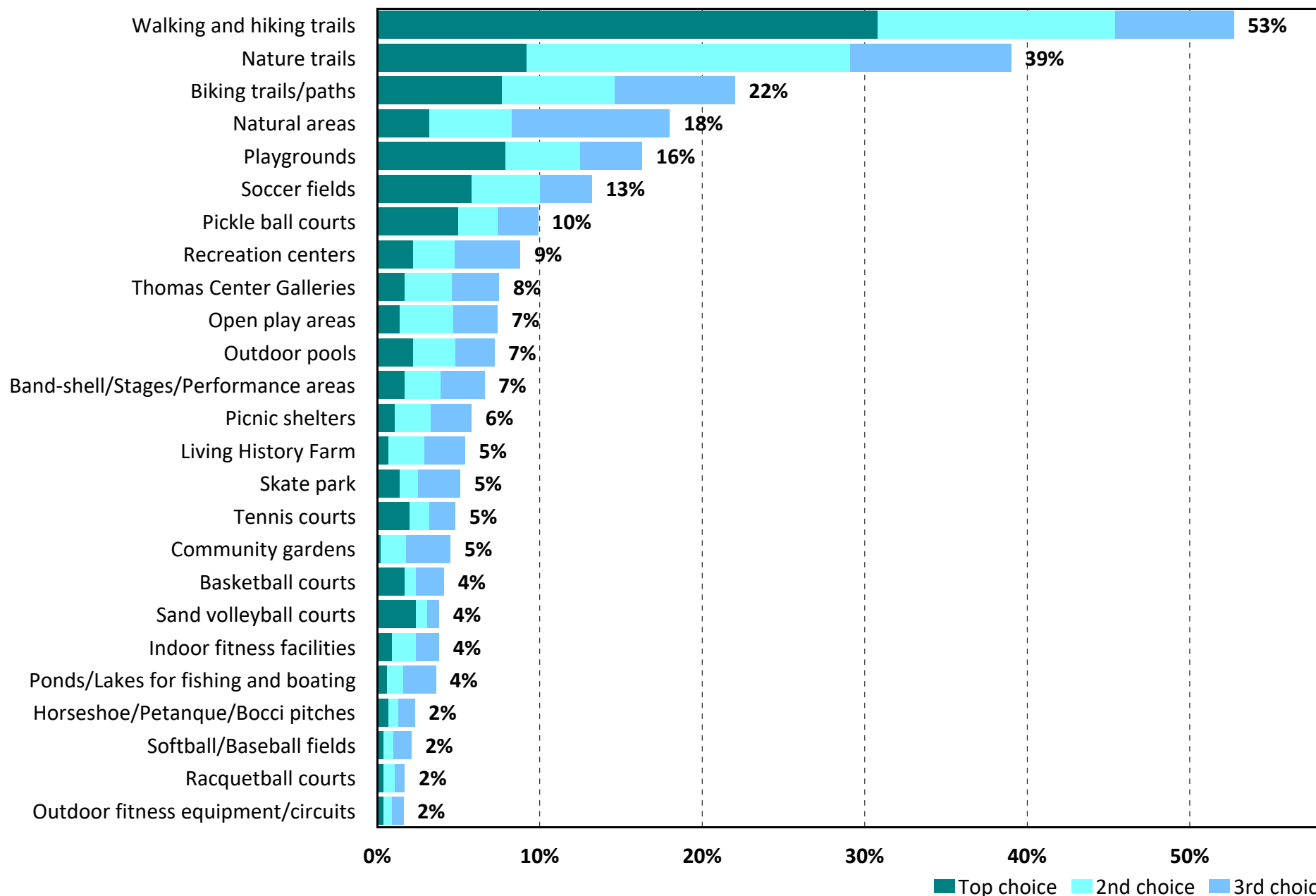
by percentage of respondents (multiple selections could be made)





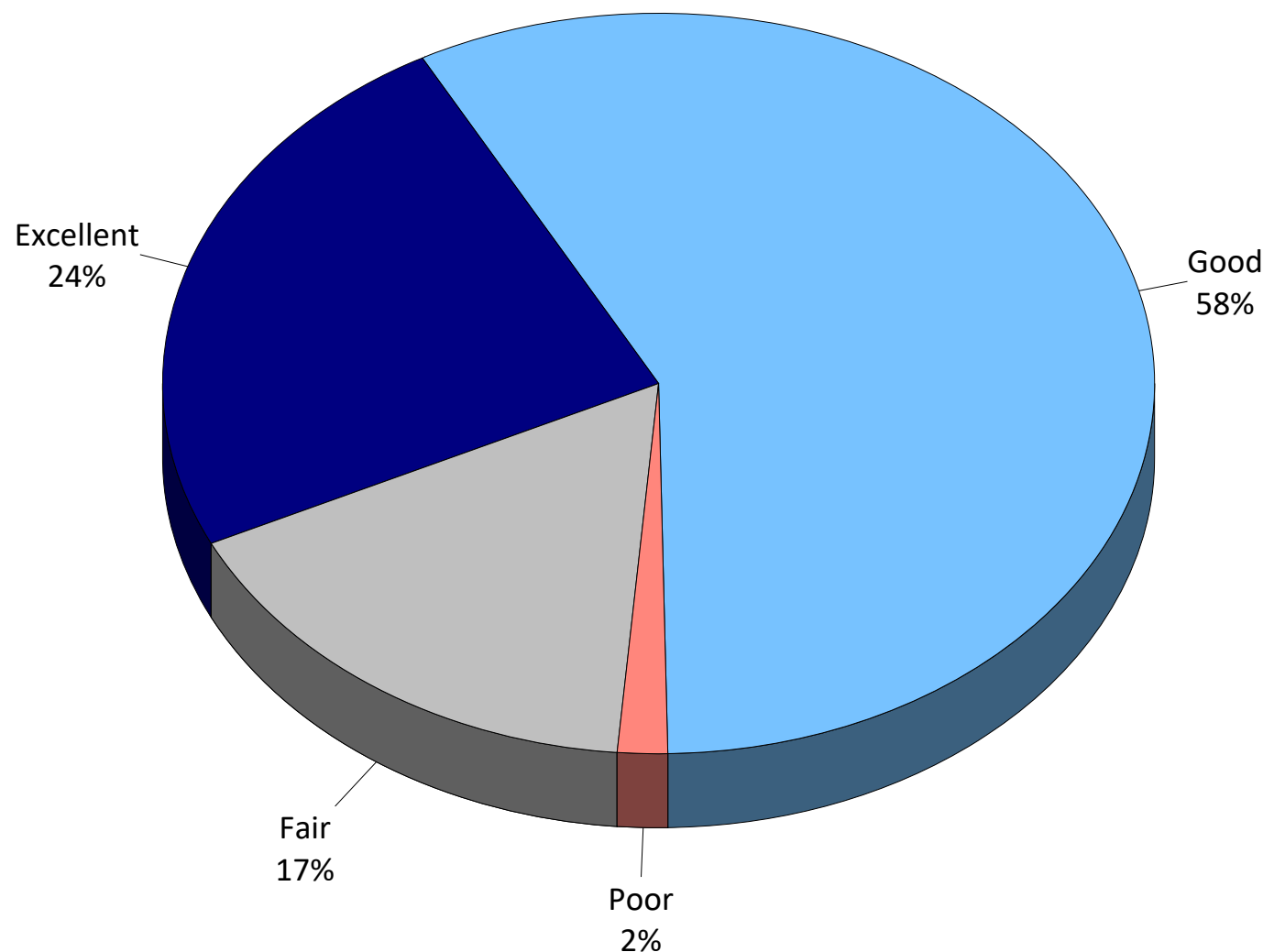
## Q4. Which Parks, Recreation, and Cultural Sites do Households Visit Most Often?

by percentage of respondents who selected the items as one of their top three choices



# Q5. Overall, how would you rate the physical condition of the parks, recreation, and cultural sites in the City of Gainesville you have visited?

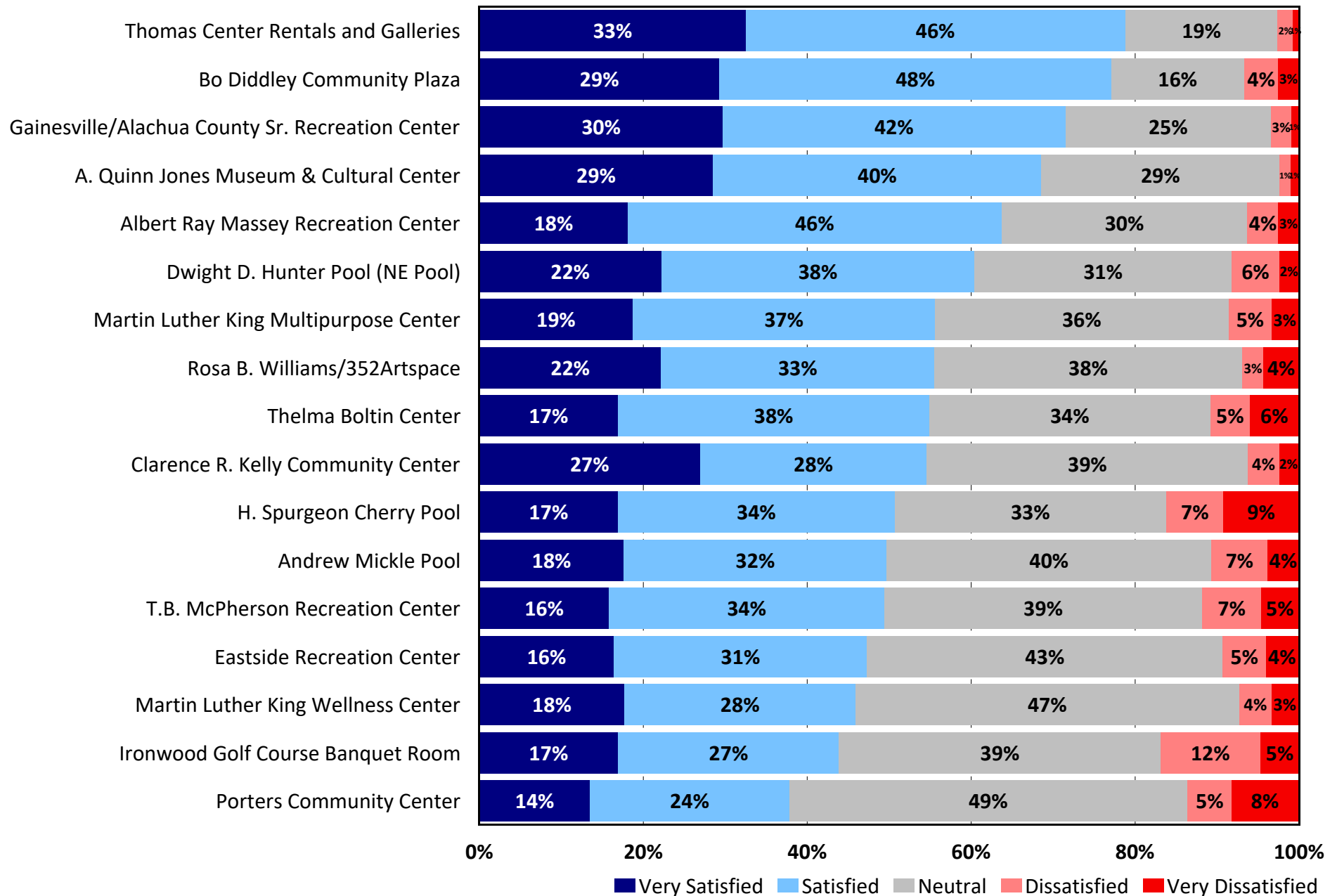
by percentage of respondents (excluding "don't know")





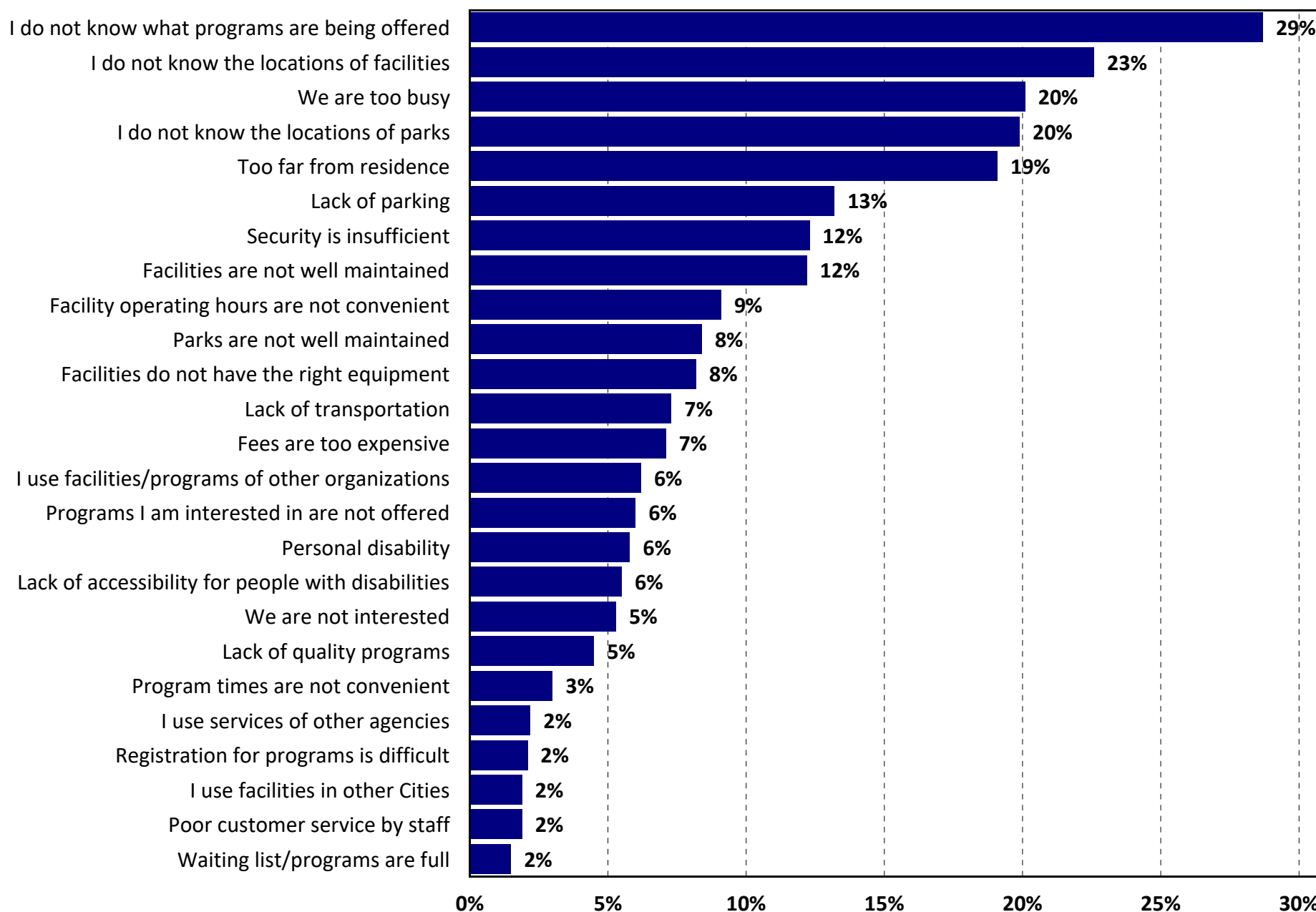
## Q6. Level of Satisfaction with Major Facilities

by percentage of respondents (excluding "don't know")



## Q7. Barriers to Parks, Trails, Facilities, or Programs/Events Use in the Past Year

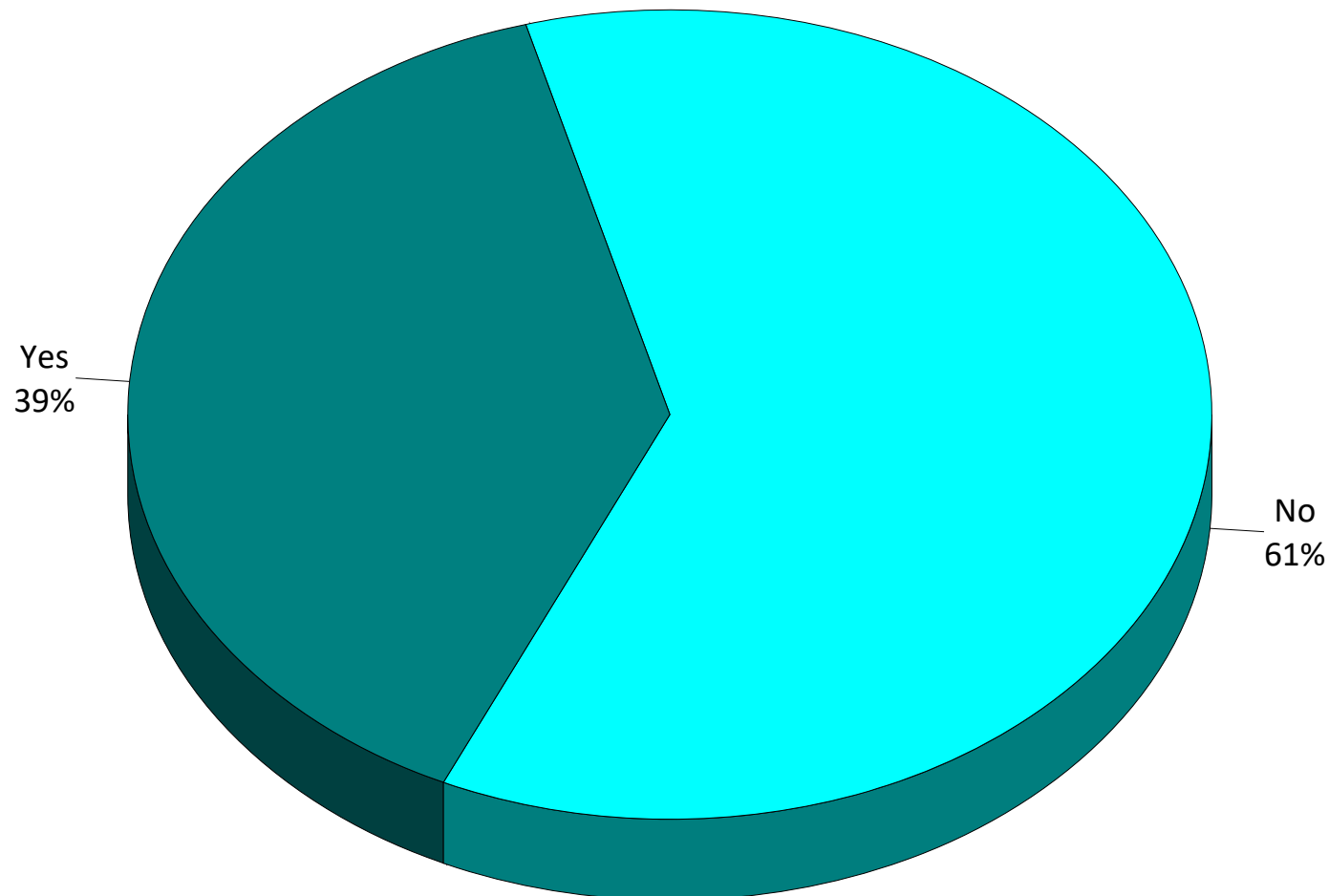
by percentage of respondents (multiple selections could be made)





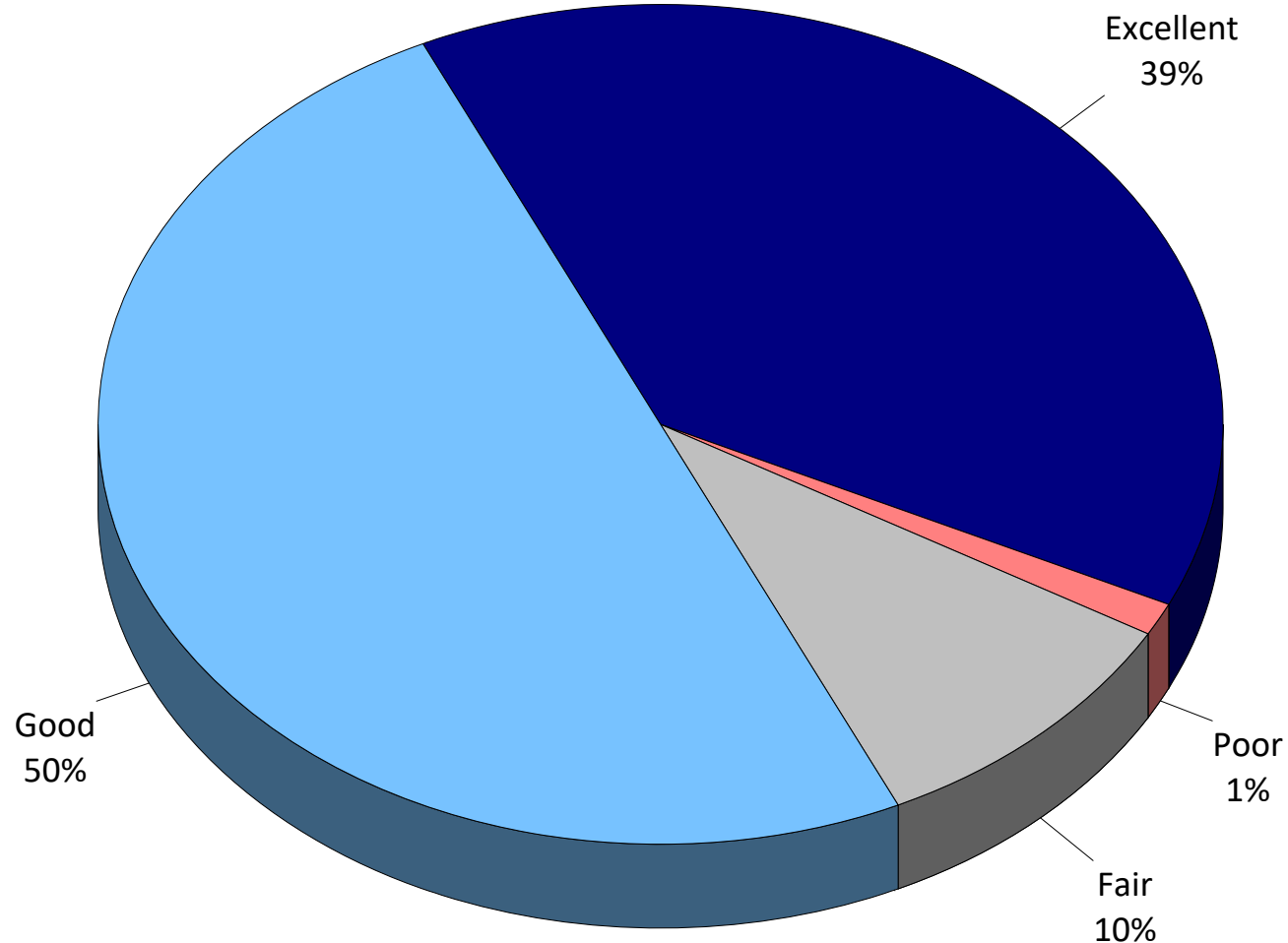
**Q8. Have you or other members of your household participated in any recreation and cultural programs provided by the City of Gainesville during the past year?**

by percentage of respondents



## Q8a. Overall, how would you rate the quality of the programs that you and members of your household have participated in?

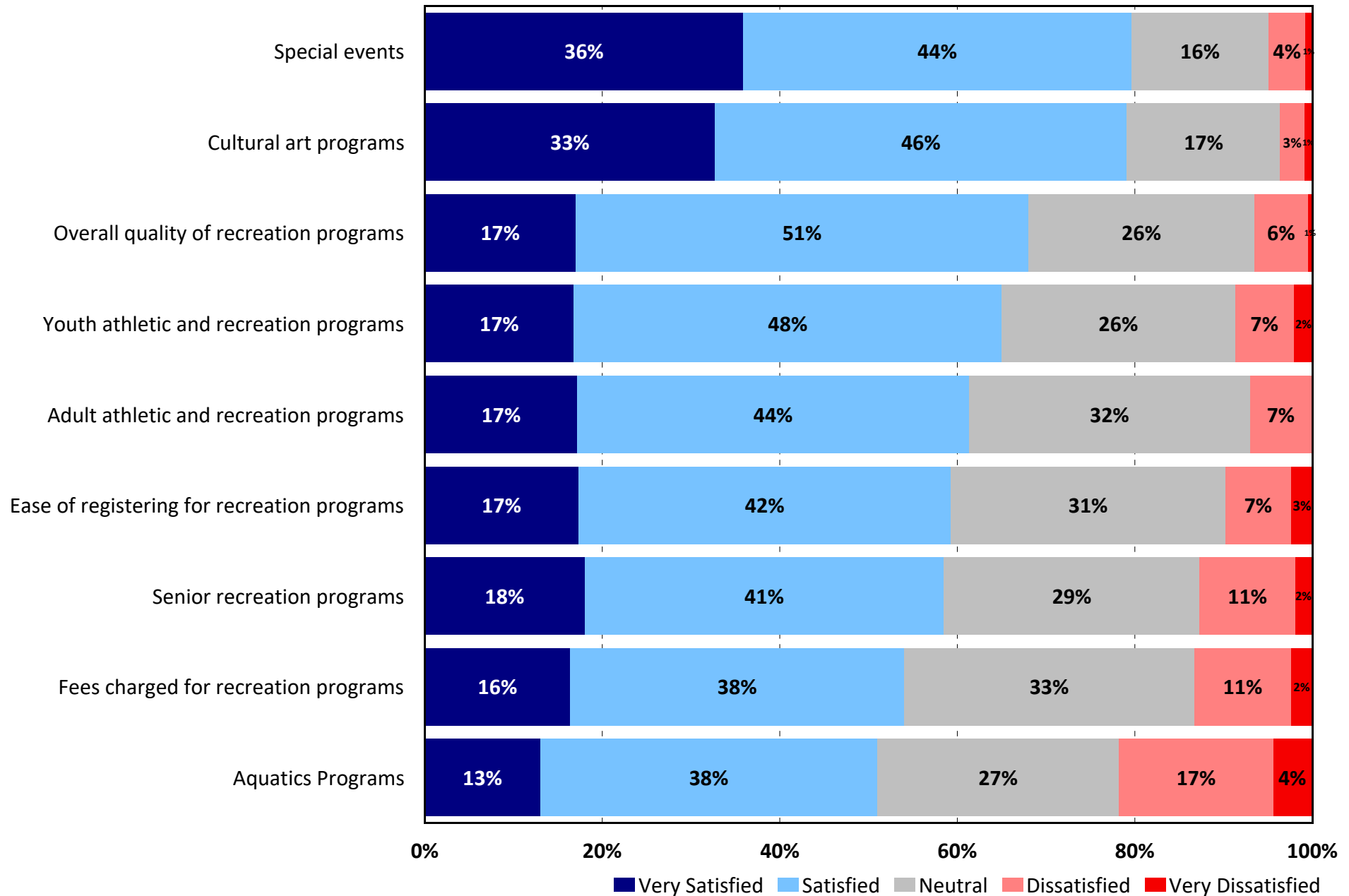
by percentage of respondents (excluding "not provided")





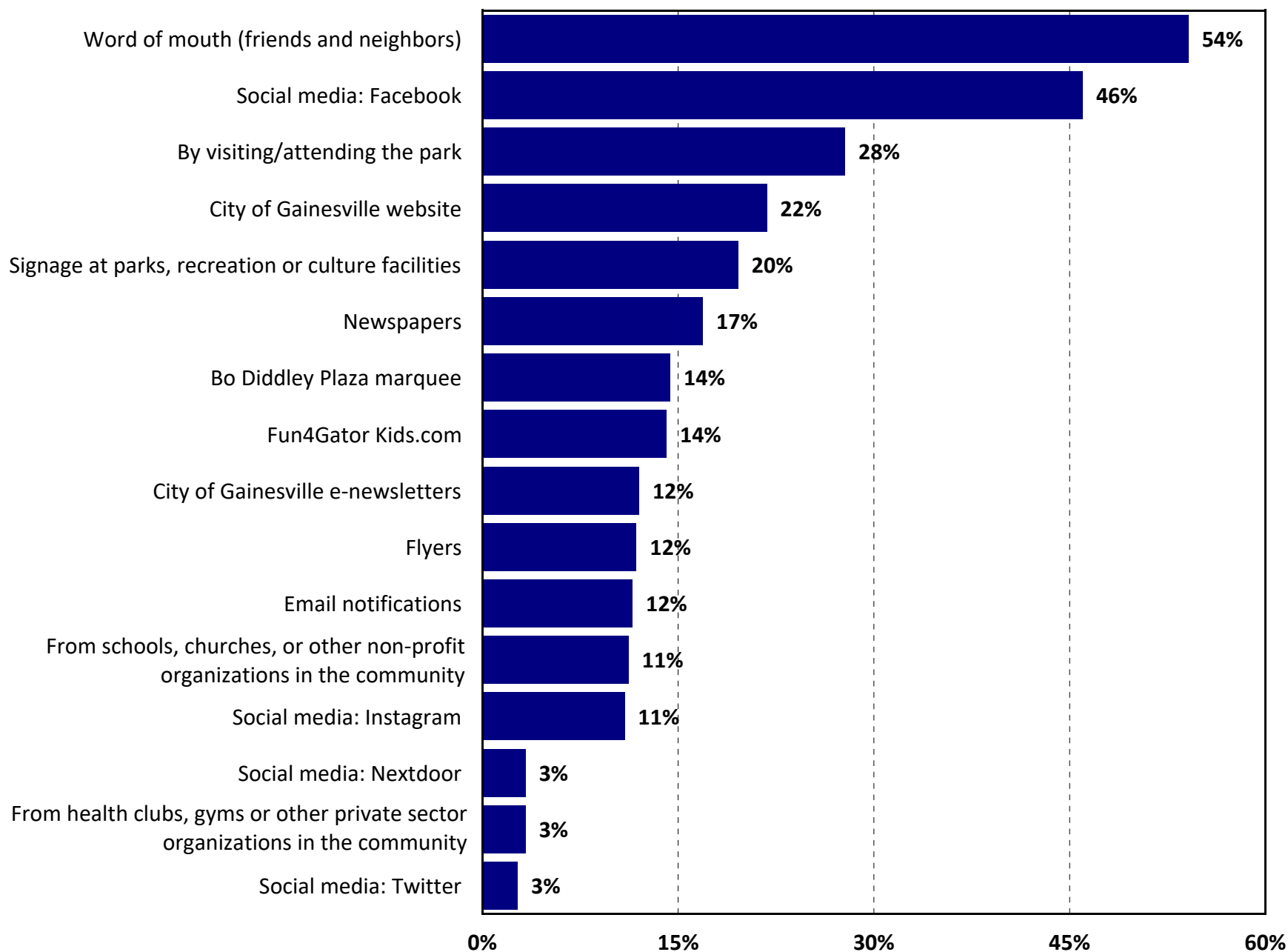
# Q8b. Level of Satisfaction with Recreation and Culture Programs

by percentage of respondents (excluding "don't know")



## Q9. Ways Respondents Learn About Programs, Activities, and Special Events

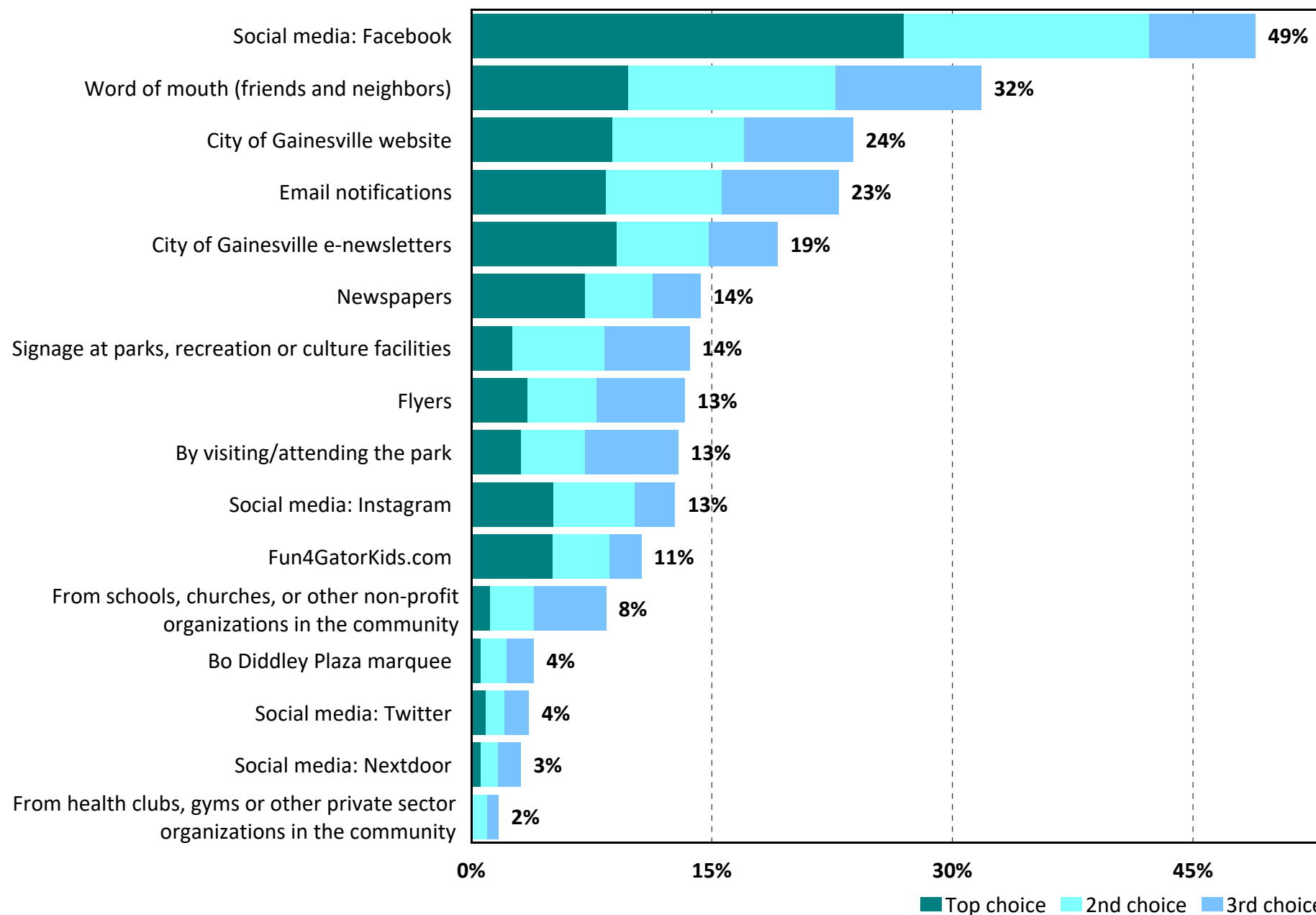
by percentage of respondents (multiple selections could be made)





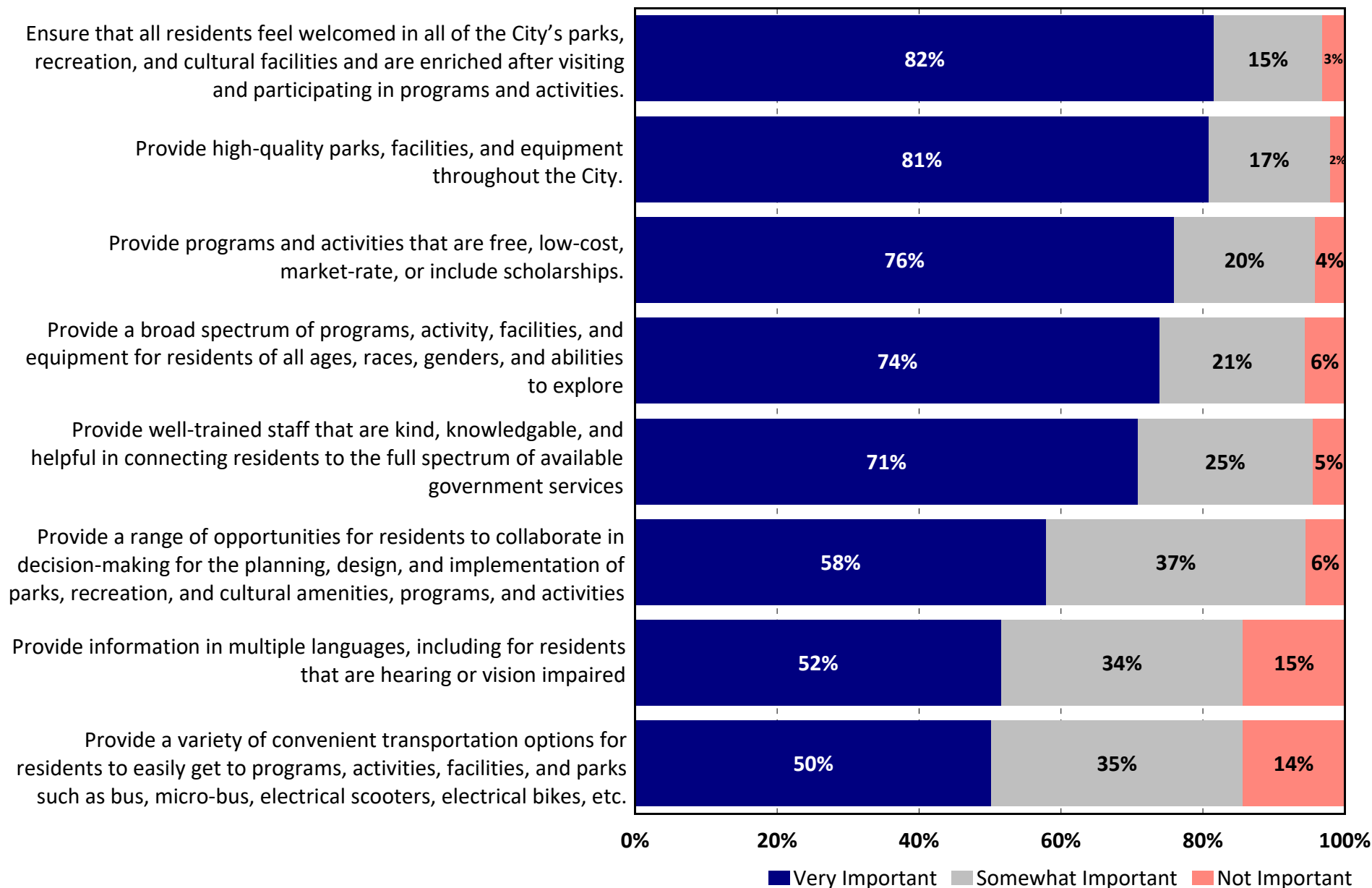
# Q10. Preferred Methods For Learning About Programs, Activities, and Special Events

by percentage of respondents who selected the items as one of their top three choices



# Q11. Please rate the importance of the following ways that the department can help address racial, gender, and age inequities.

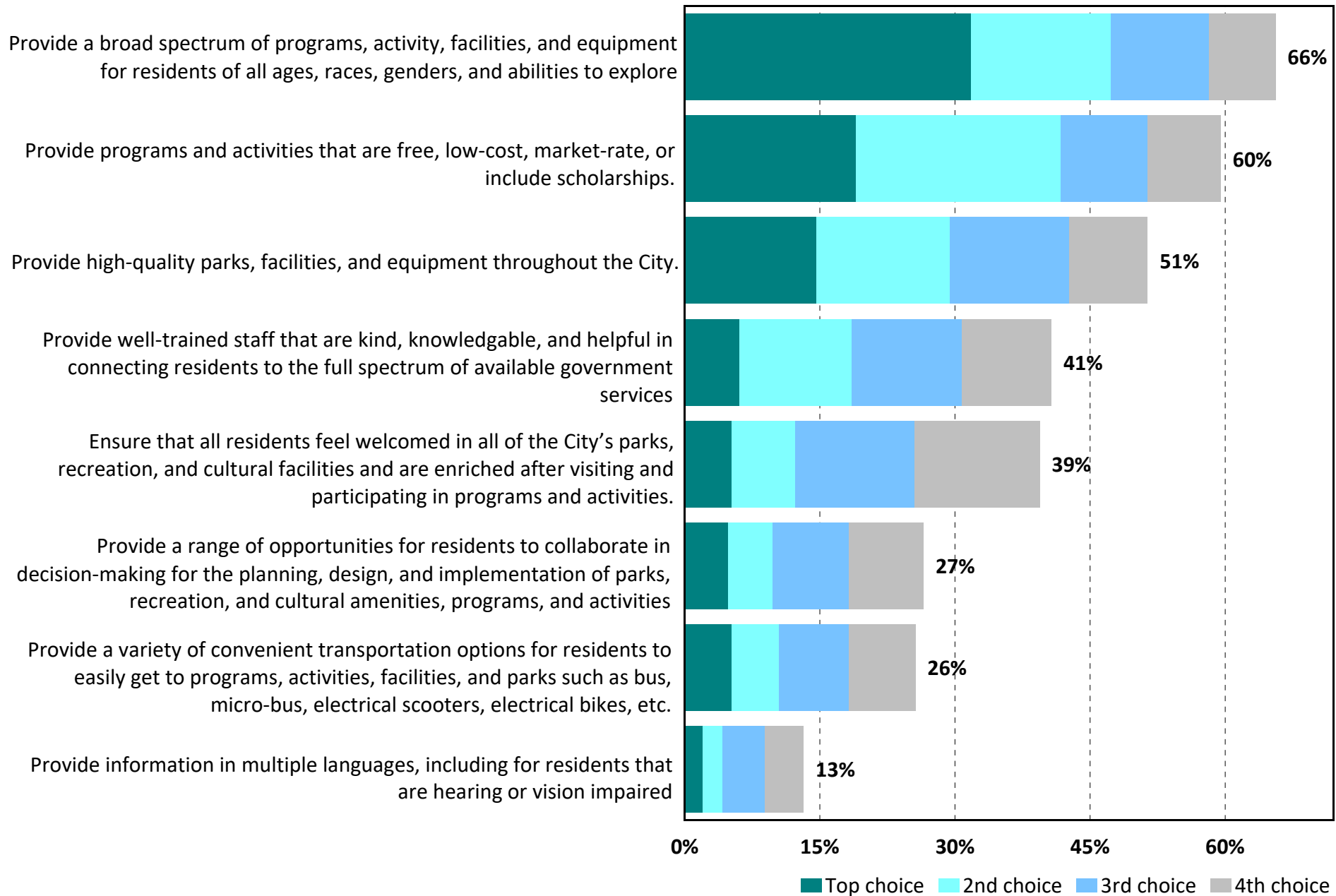
by percentage of respondents (excluding "not sure")





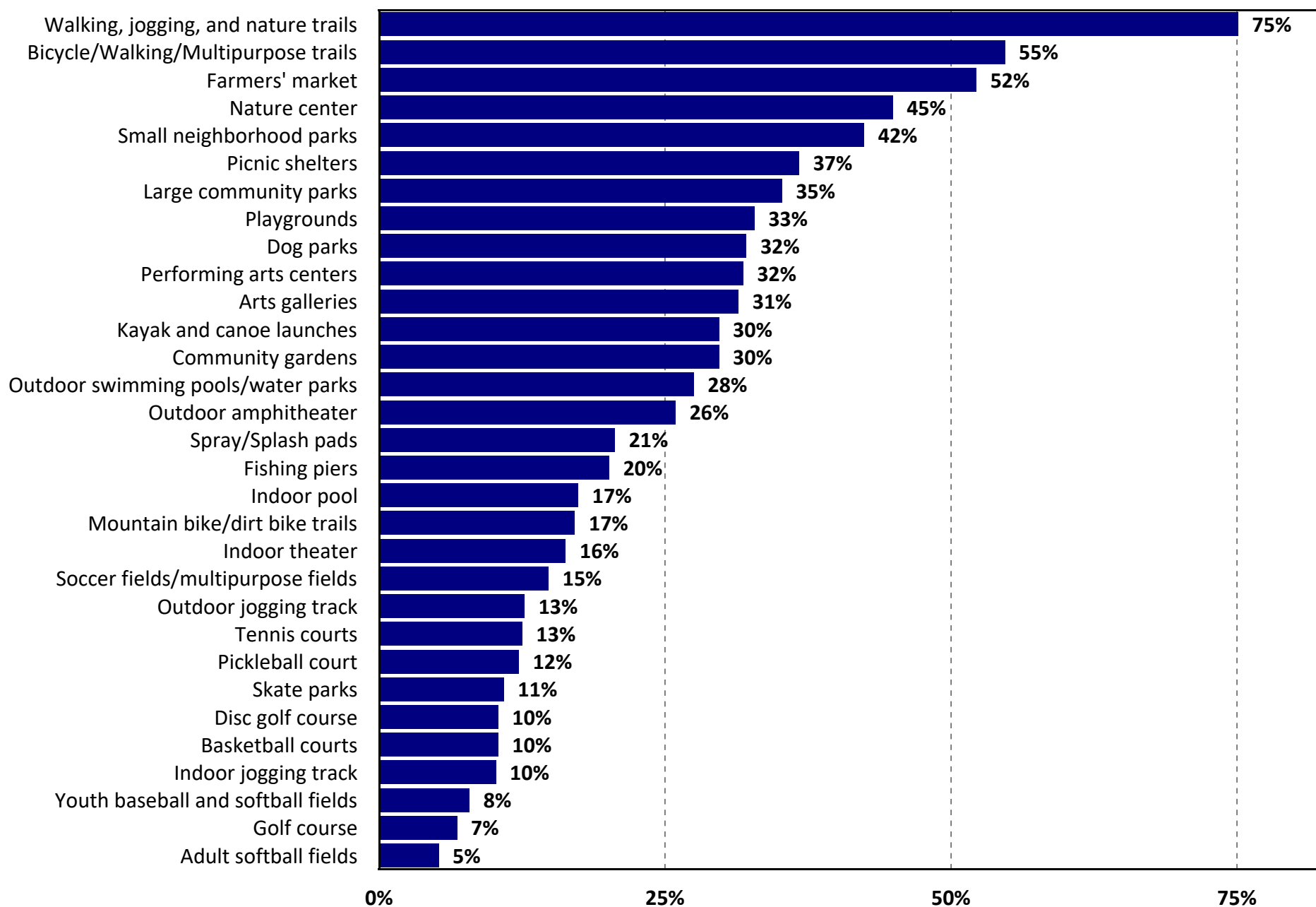
## Q12. Most Important Items to Households

by percentage of respondents who selected the items as one of their top four choices



# Q14. Respondents With Need for Facility/Amenity

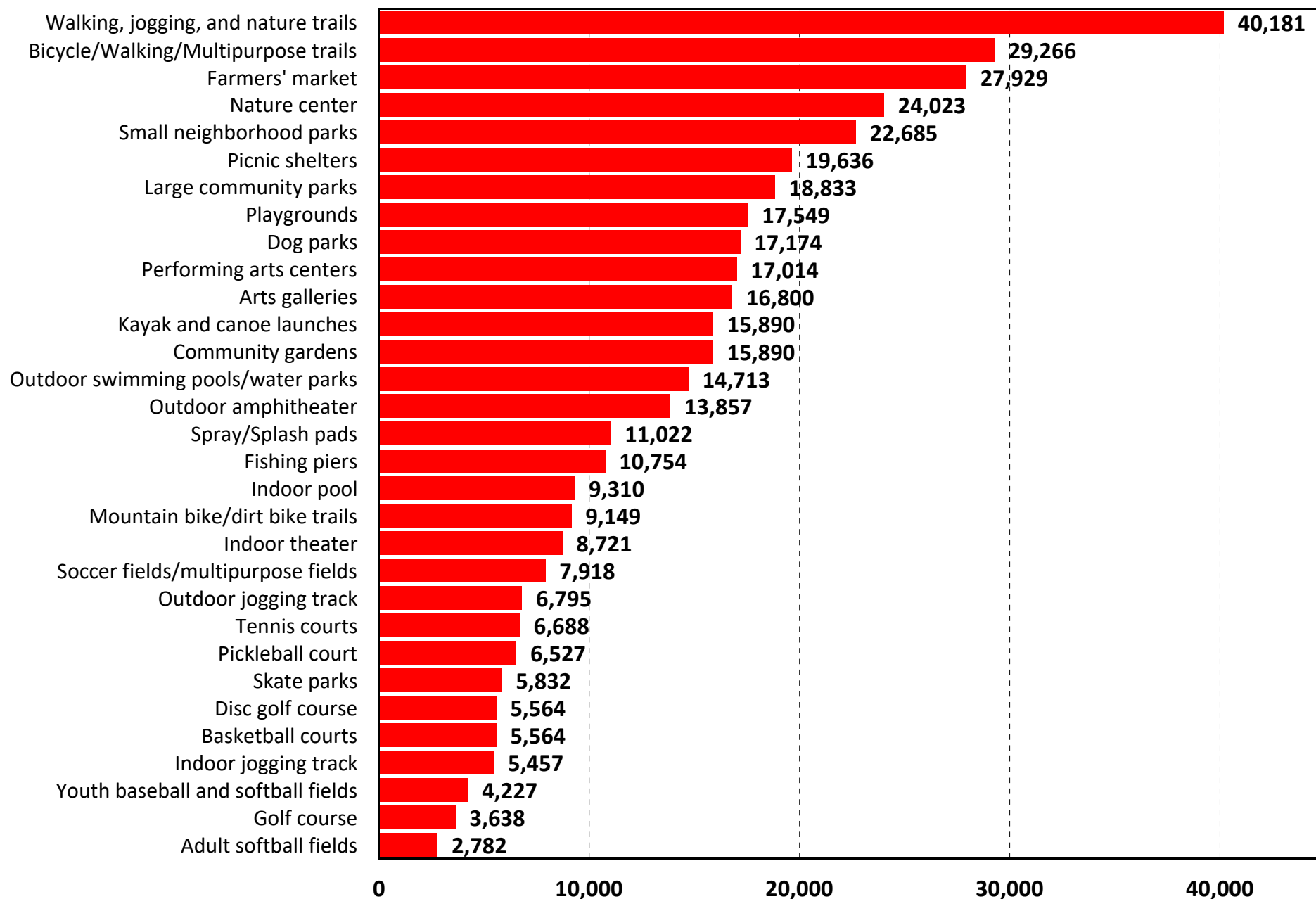
by percentage of respondents





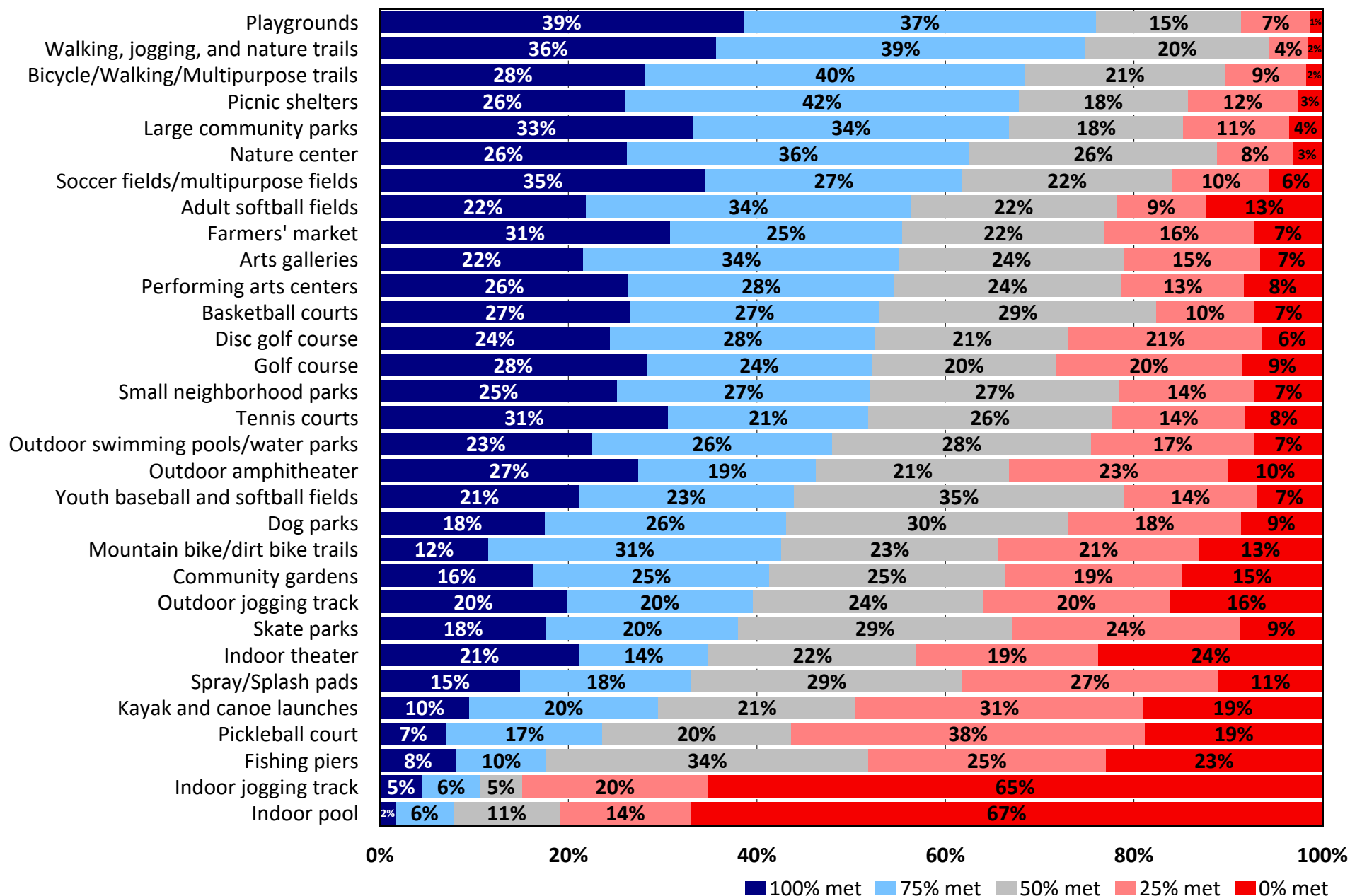
# Q14a. Estimated Number of Households With Need for Facility/ Amenity

by number of households based on an estimated 53,503 households



# Q14b. How Well Households' Need For Facility / Amenity Is Being Met

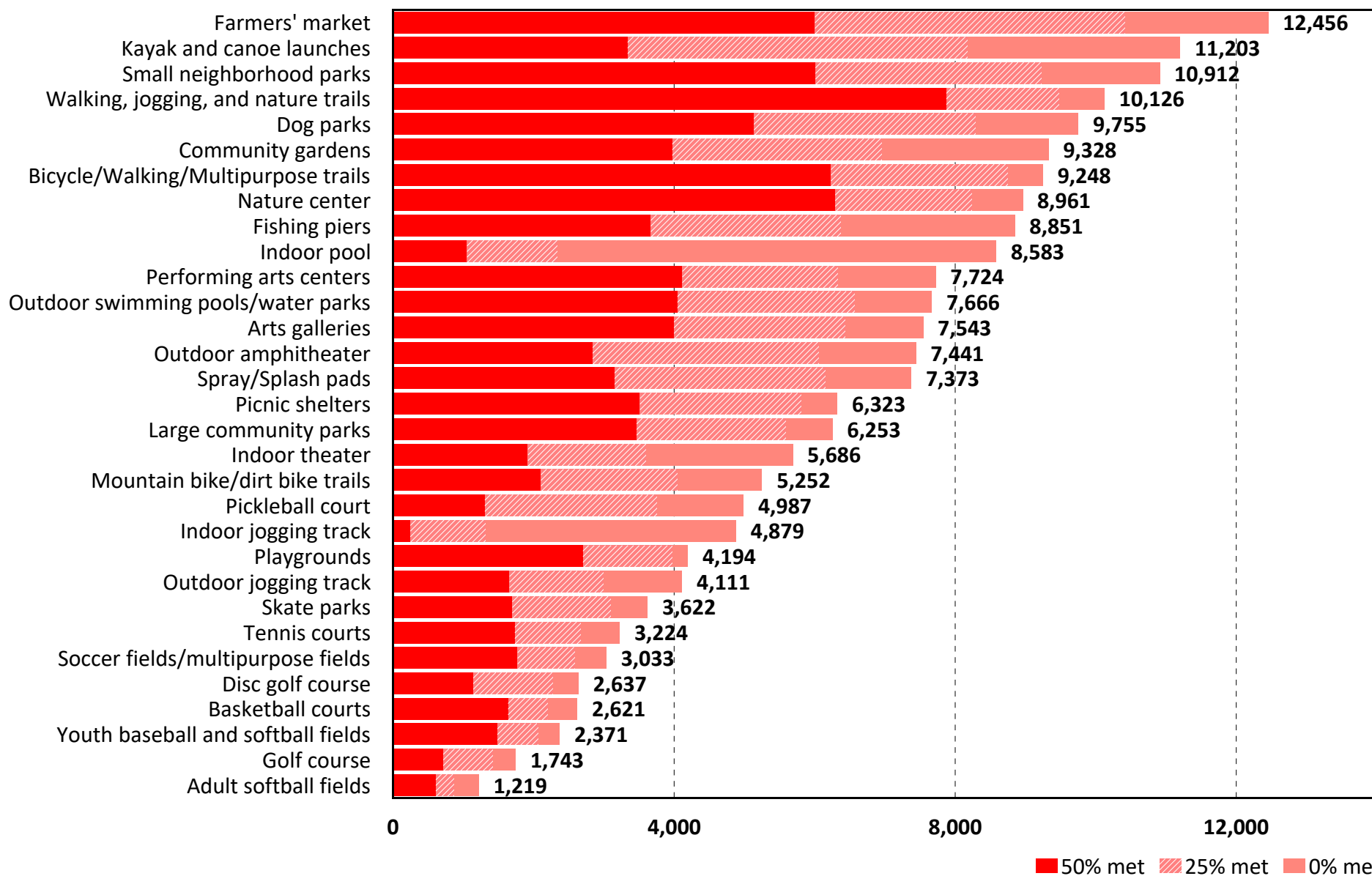
by percentage of respondents who answered "Yes" to Q14





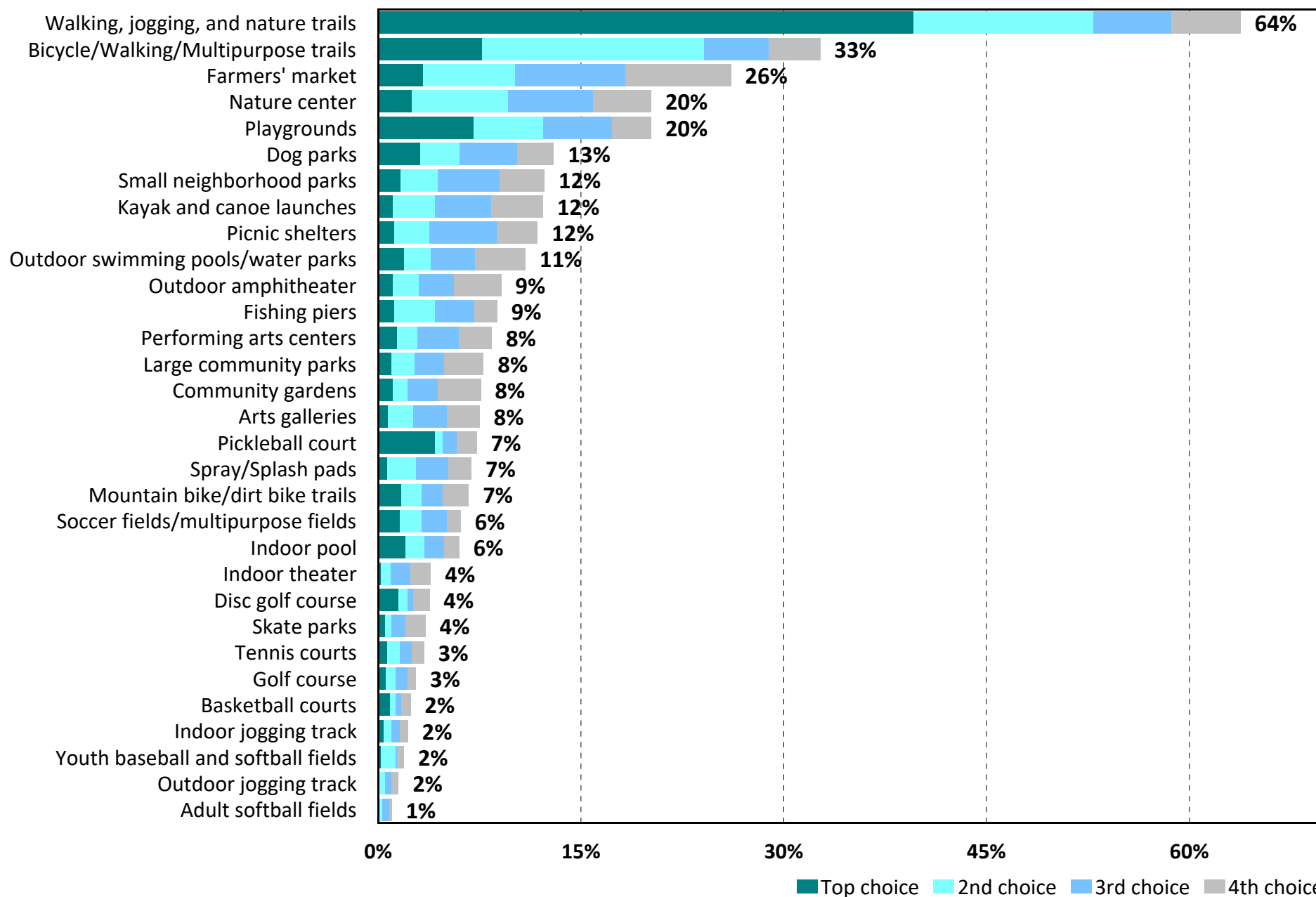
# Q14c. Estimated Number of Households Whose Facility/Amenity Needs are Met 50% or Less

by number of households with need based on an estimated 53,503 households



# Q15. Most Important Facility/Amenity to Households

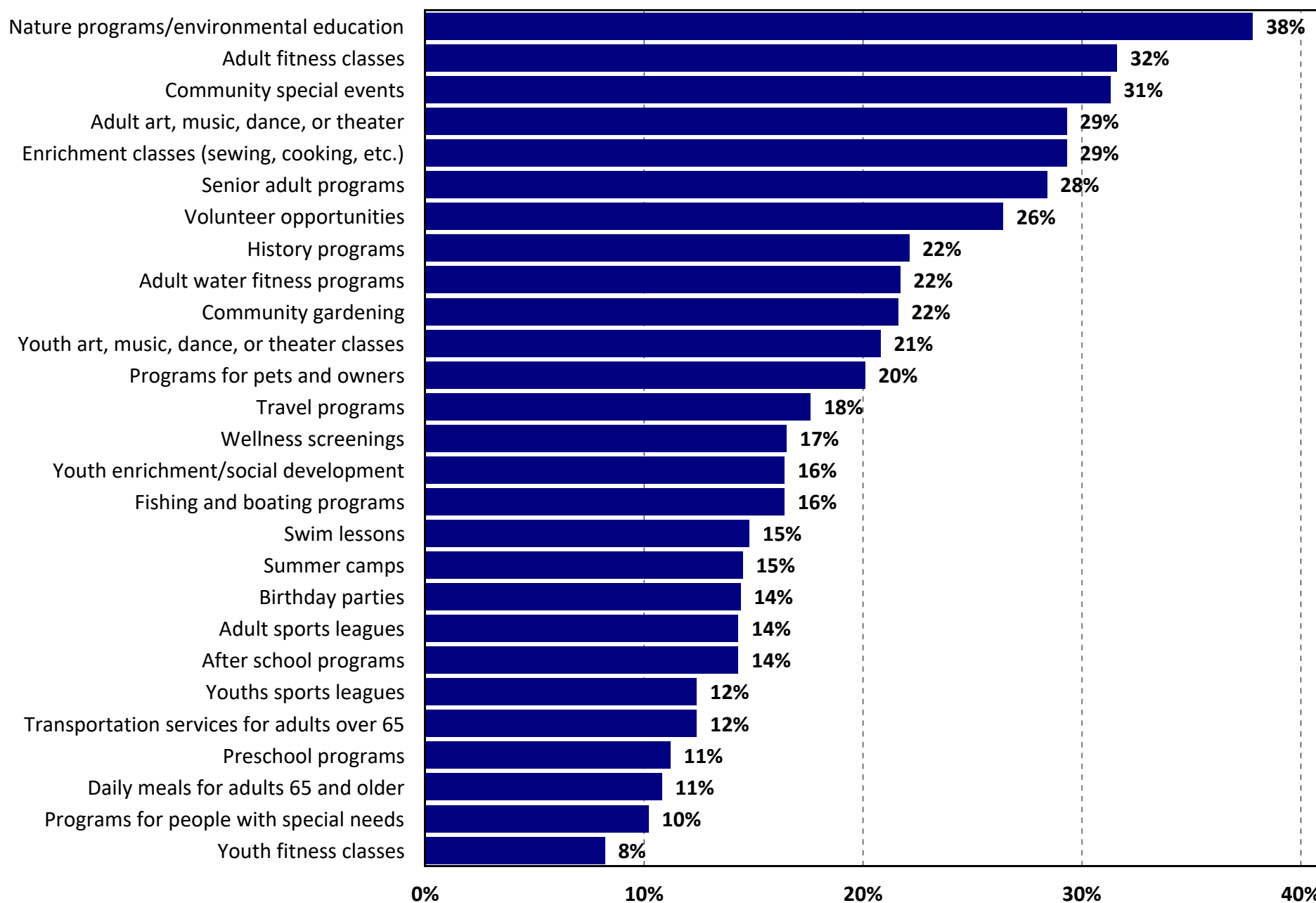
by percentage of respondents who selected the items as one of their top four choices





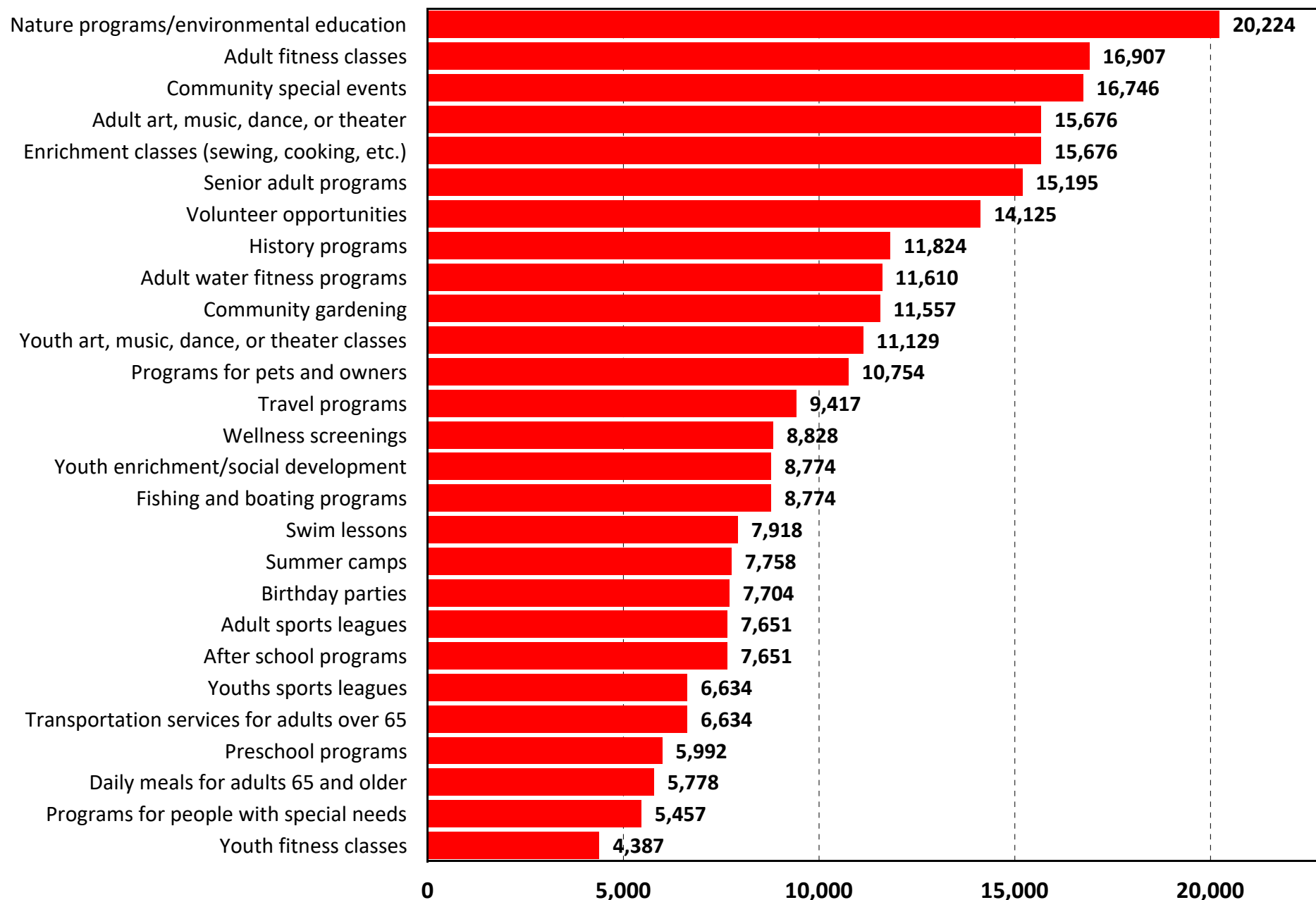
# Q16. Respondents With Need for Activity/Program

by percentage of respondents



# Q16a. Estimated Number of Households With Need for Activity/Program

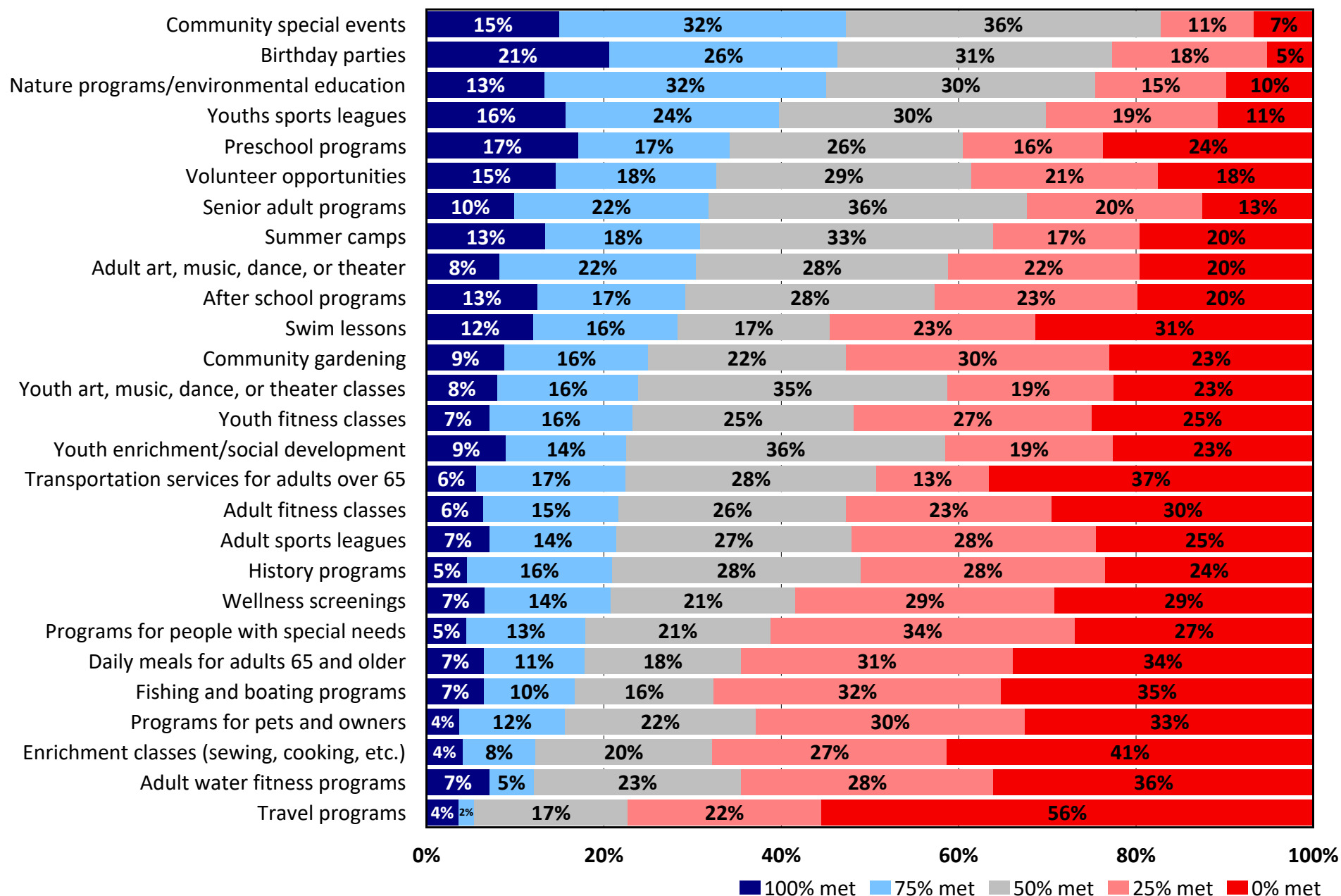
by number of households based on an estimated 53,503 households





# Q16b. How Well Households' Need For Program/Activity Is Being Met

by percentage of respondents who answered "Yes" to Q16

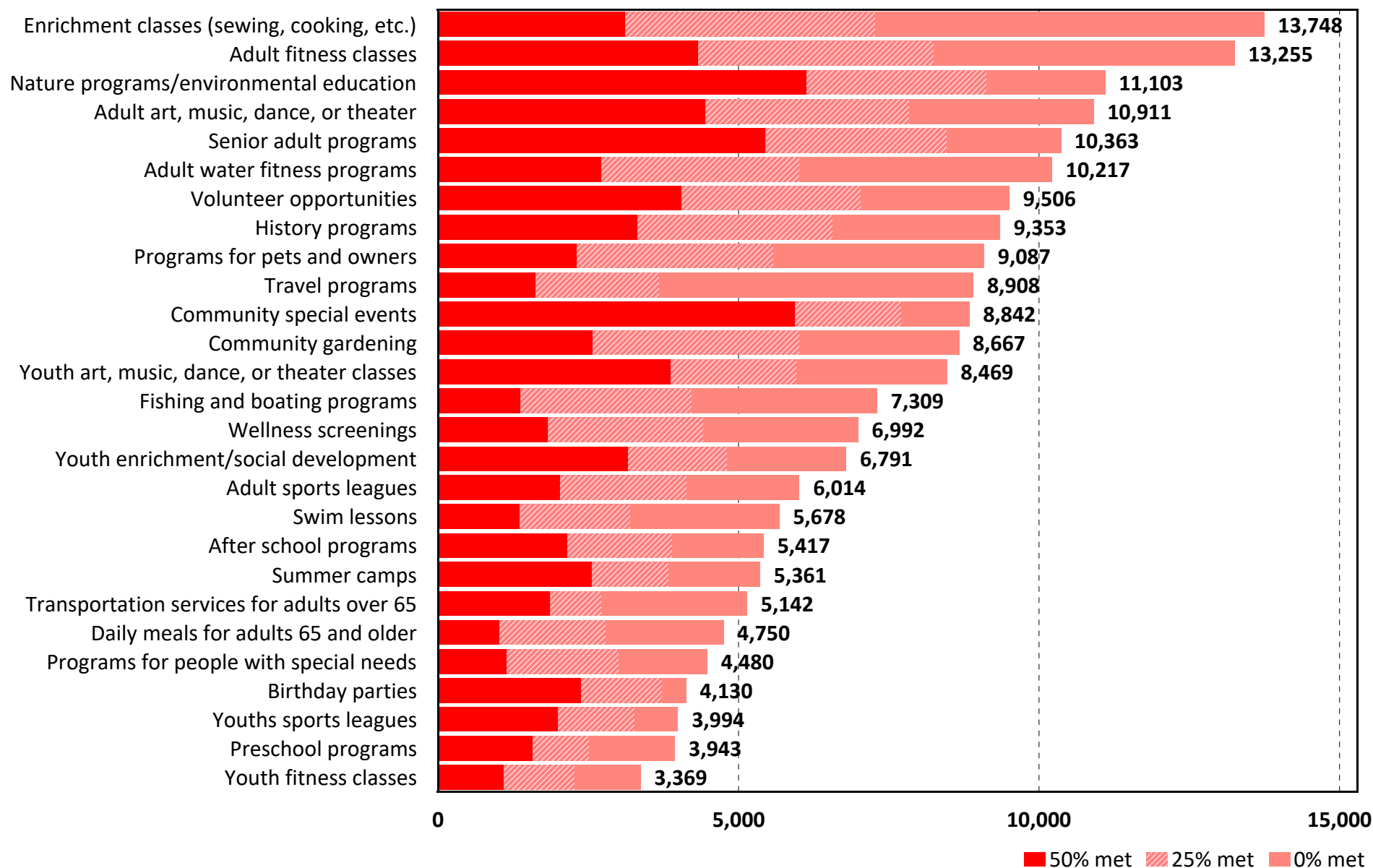


0% 20% 40% 60% 80% 100%

100% met 75% met 50% met 25% met 0% met

# Q16c. Estimated Number of Households Whose Activity/Program Needs are Met 50% or Less

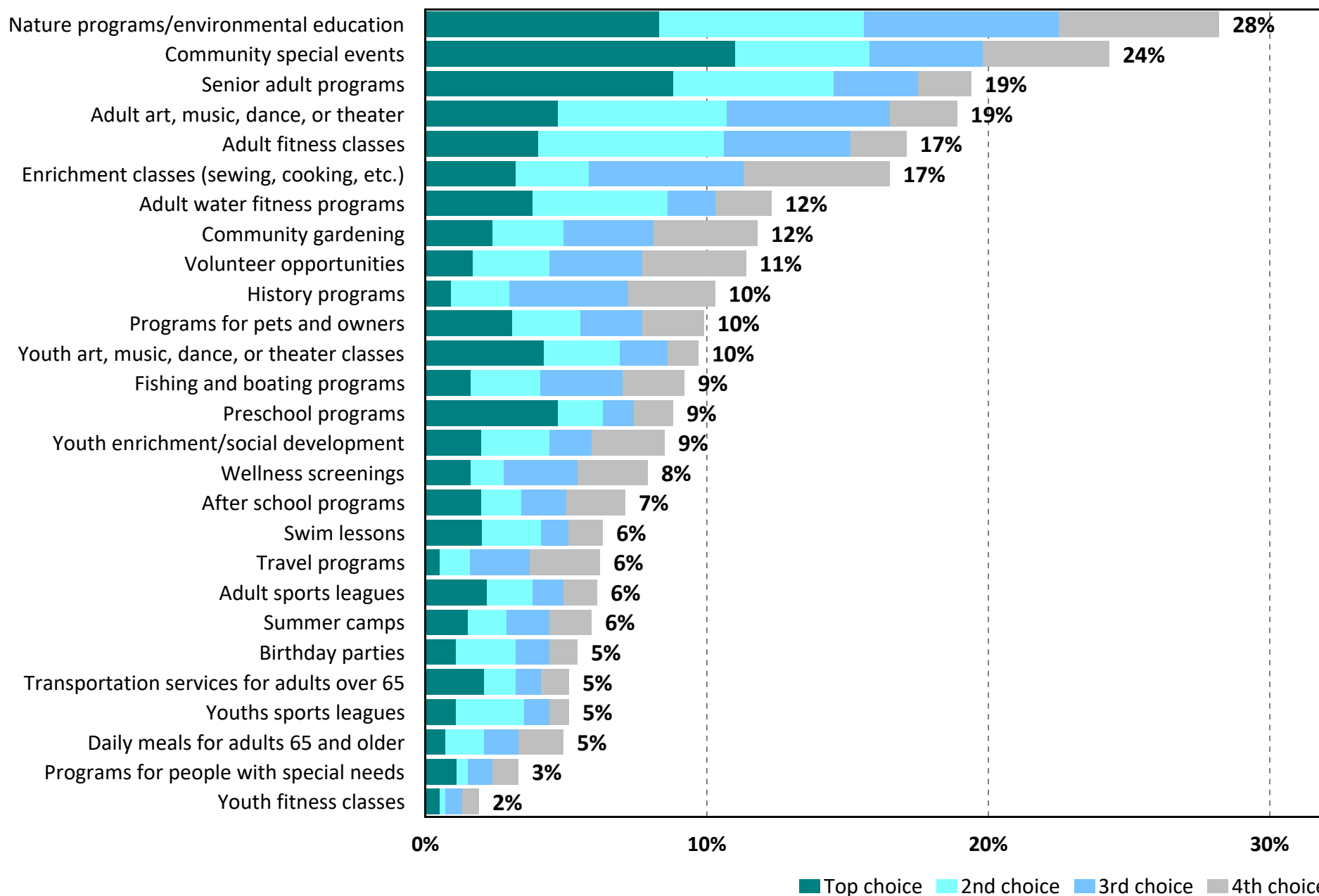
by number of households with need based on an estimated 53,503 households





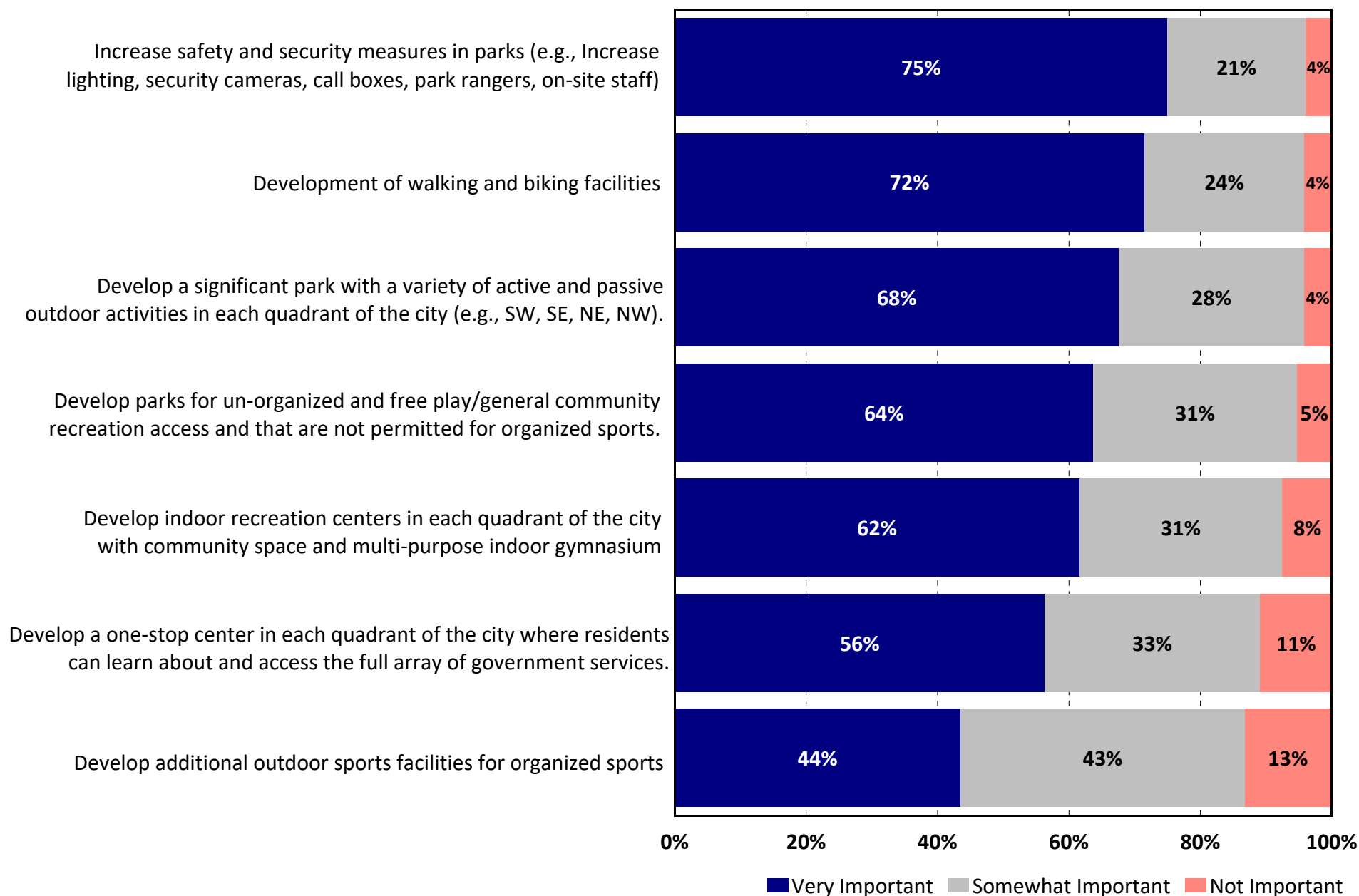
# Q17. Most Important Facility/Amenity to Households

by percentage of respondents who selected the items as one of their top four choices



# Q18. Level of Support for Improvement Actions

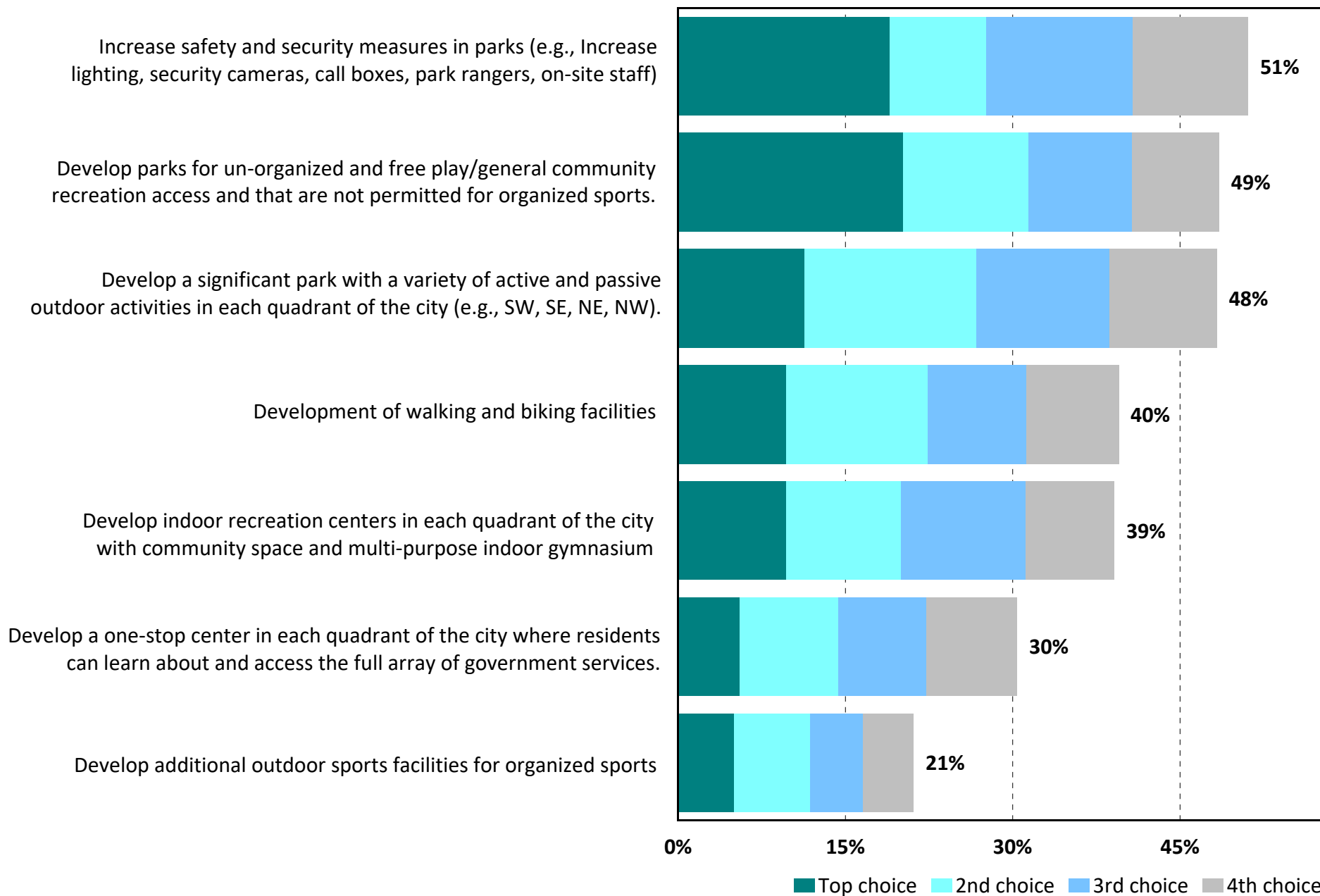
by percentage of respondents (excluding "not sure")





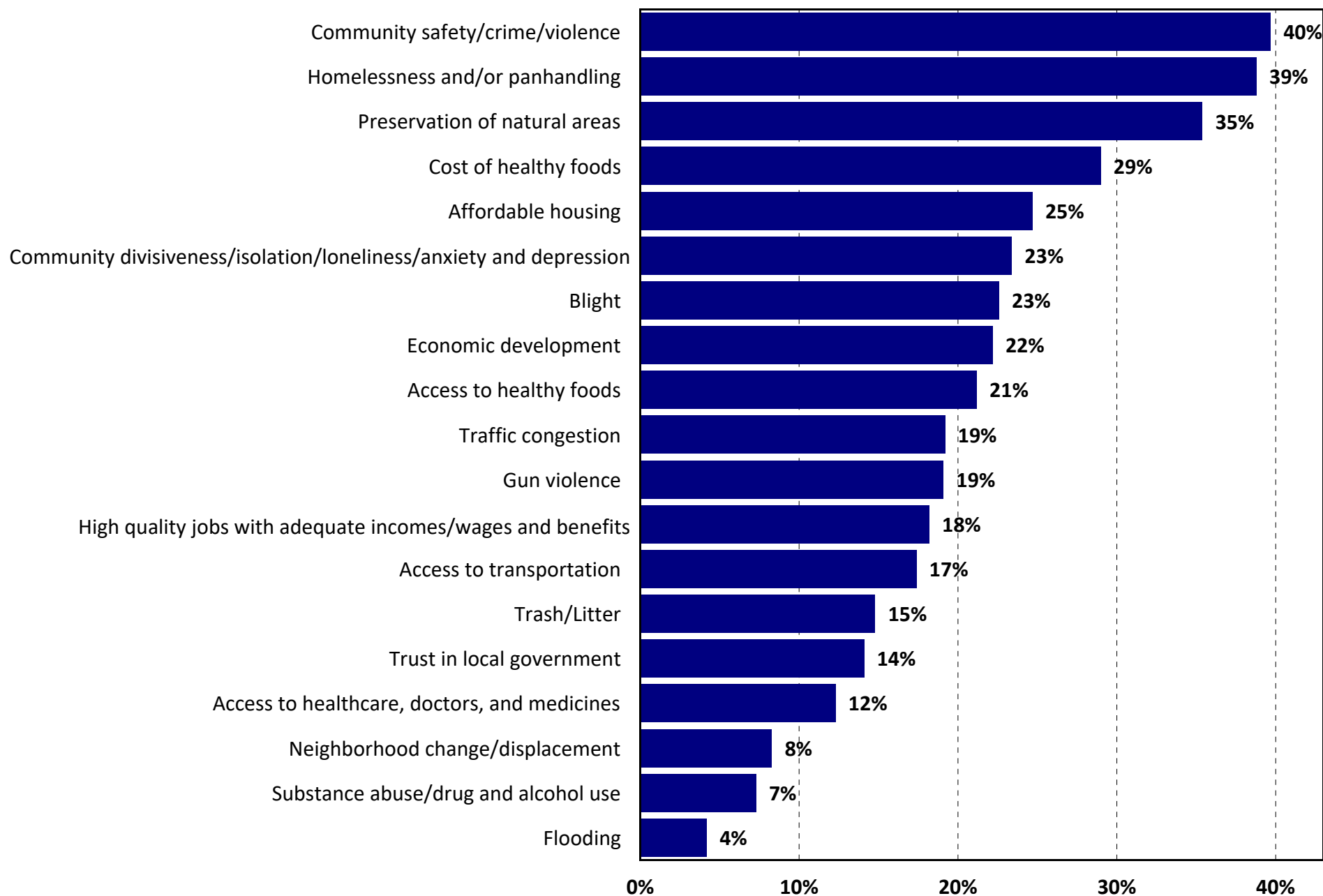
## Q19. Most Important Items to Households

by percentage of respondents who selected the items as one of their top four choices



## Q20. Areas of Concern Most Important to Households

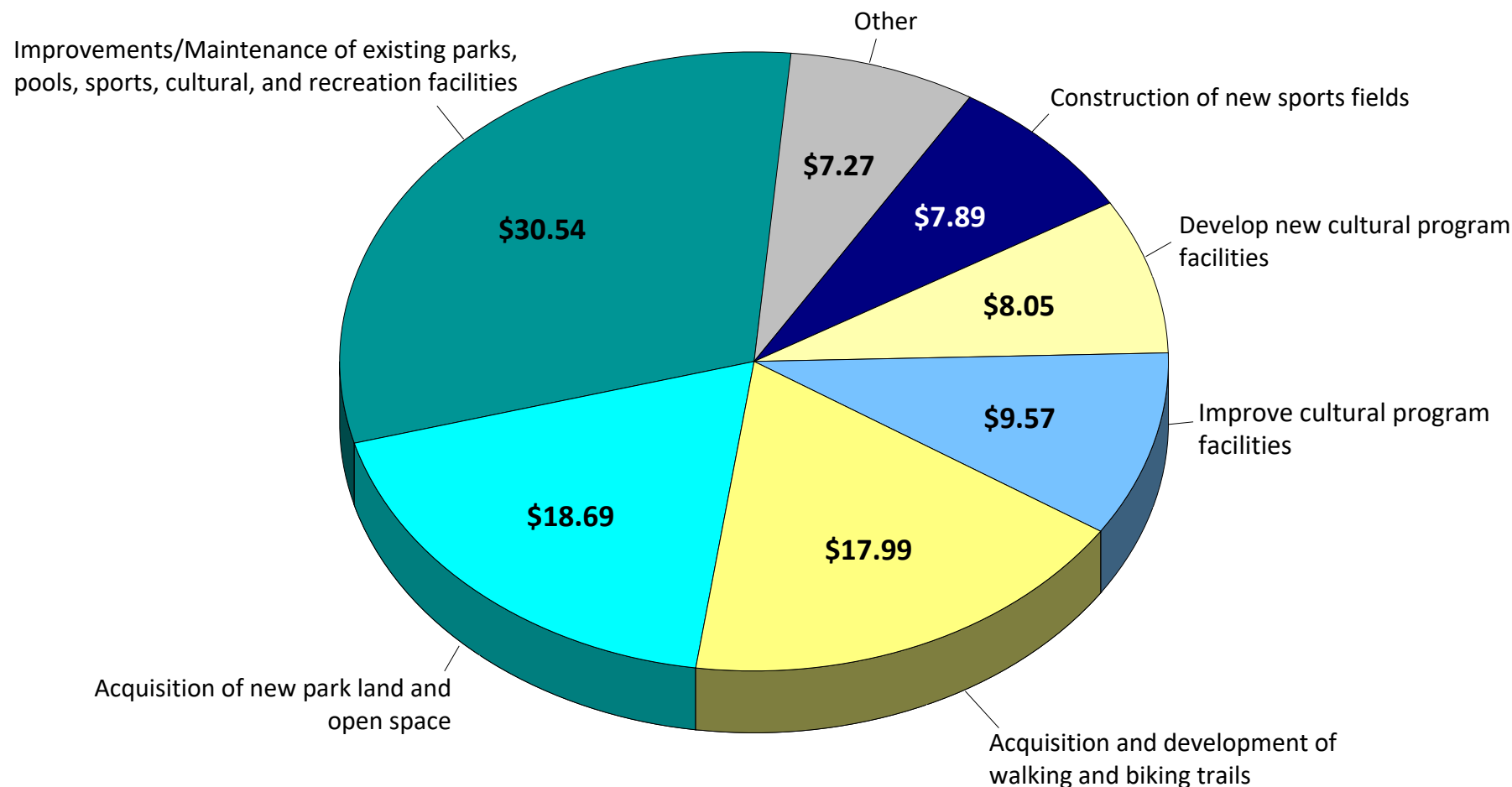
by percentage of respondents who selected the item as one of their top five choices





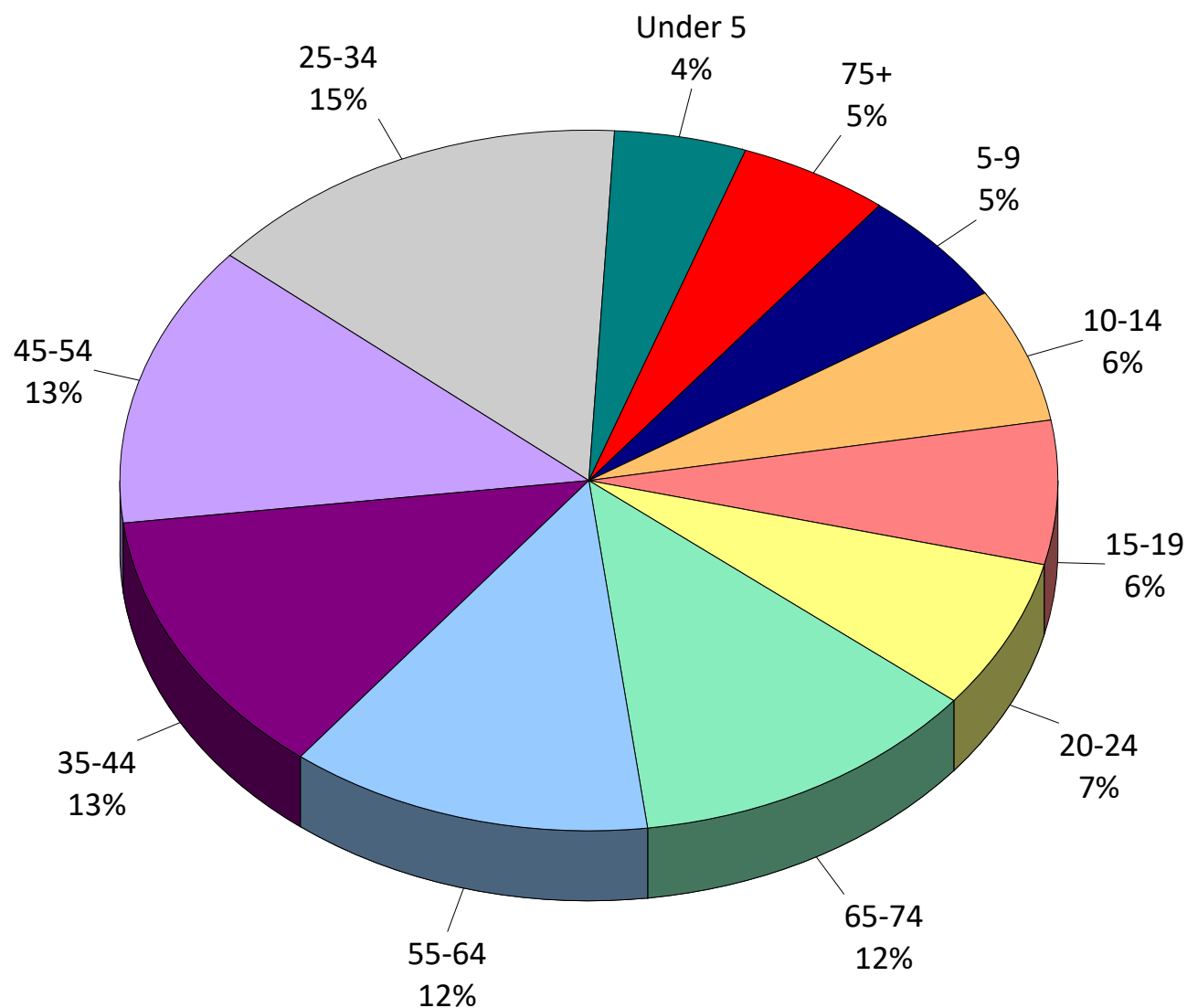
# Q21. With a Budget of \$100, How Would Respondents Allocate Funds?

by average allocated per item



# Q22. Counting yourself, how many people in your household are in the following age groups?

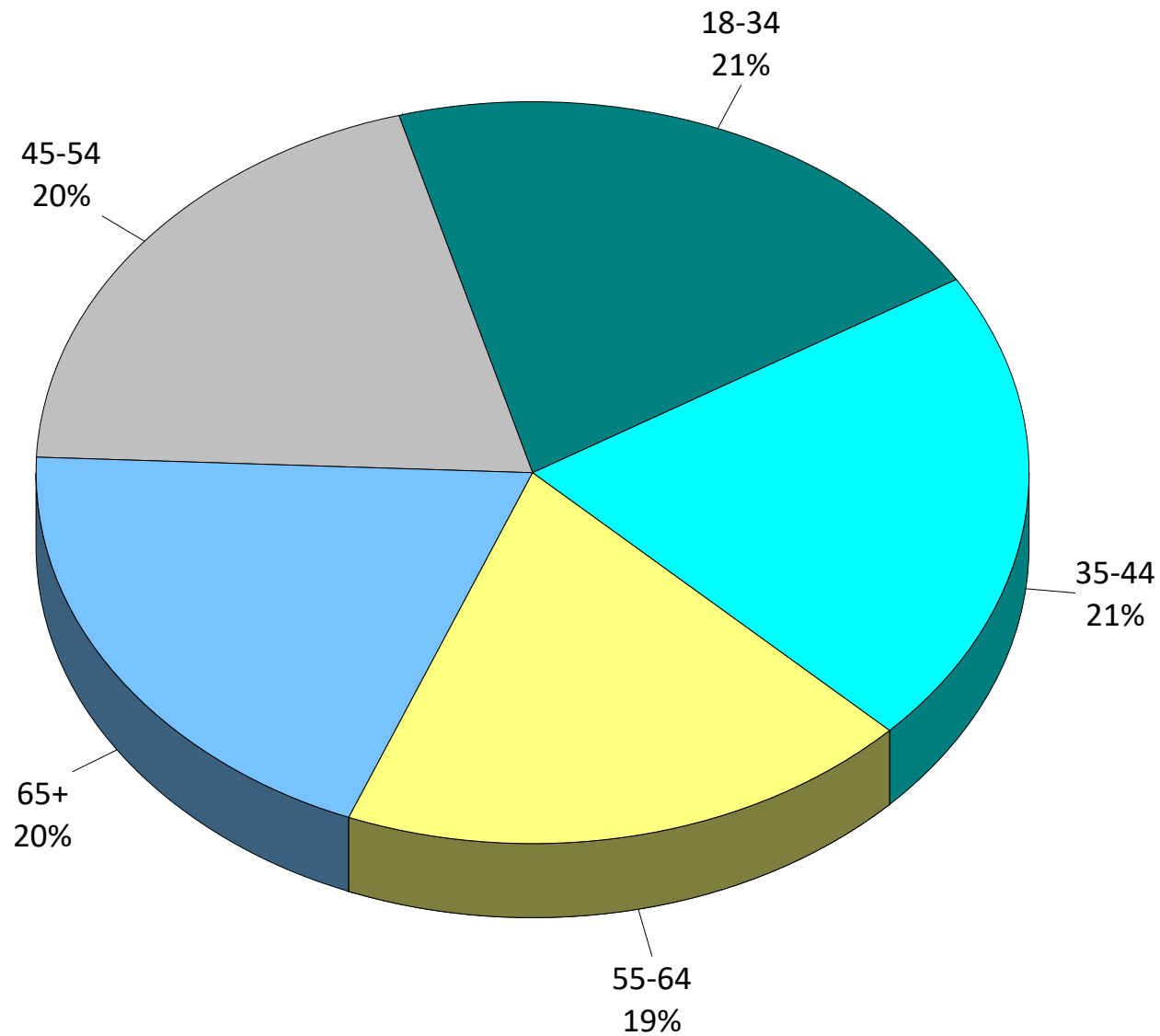
by percentage of persons in household





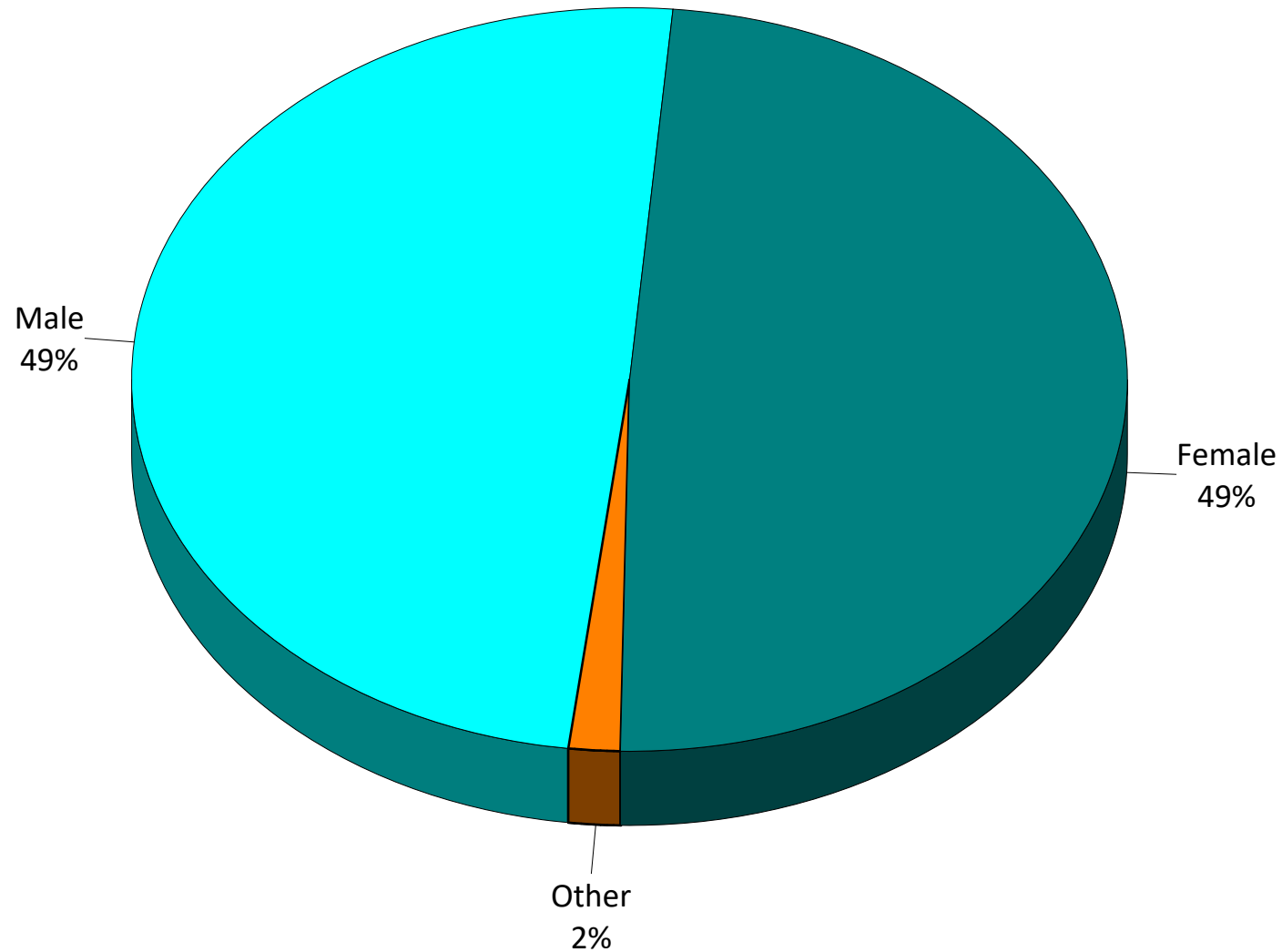
## Q23. Respondent Age

by percentage of respondents (excluding "not provided")



## Q24. How Respondents Identify

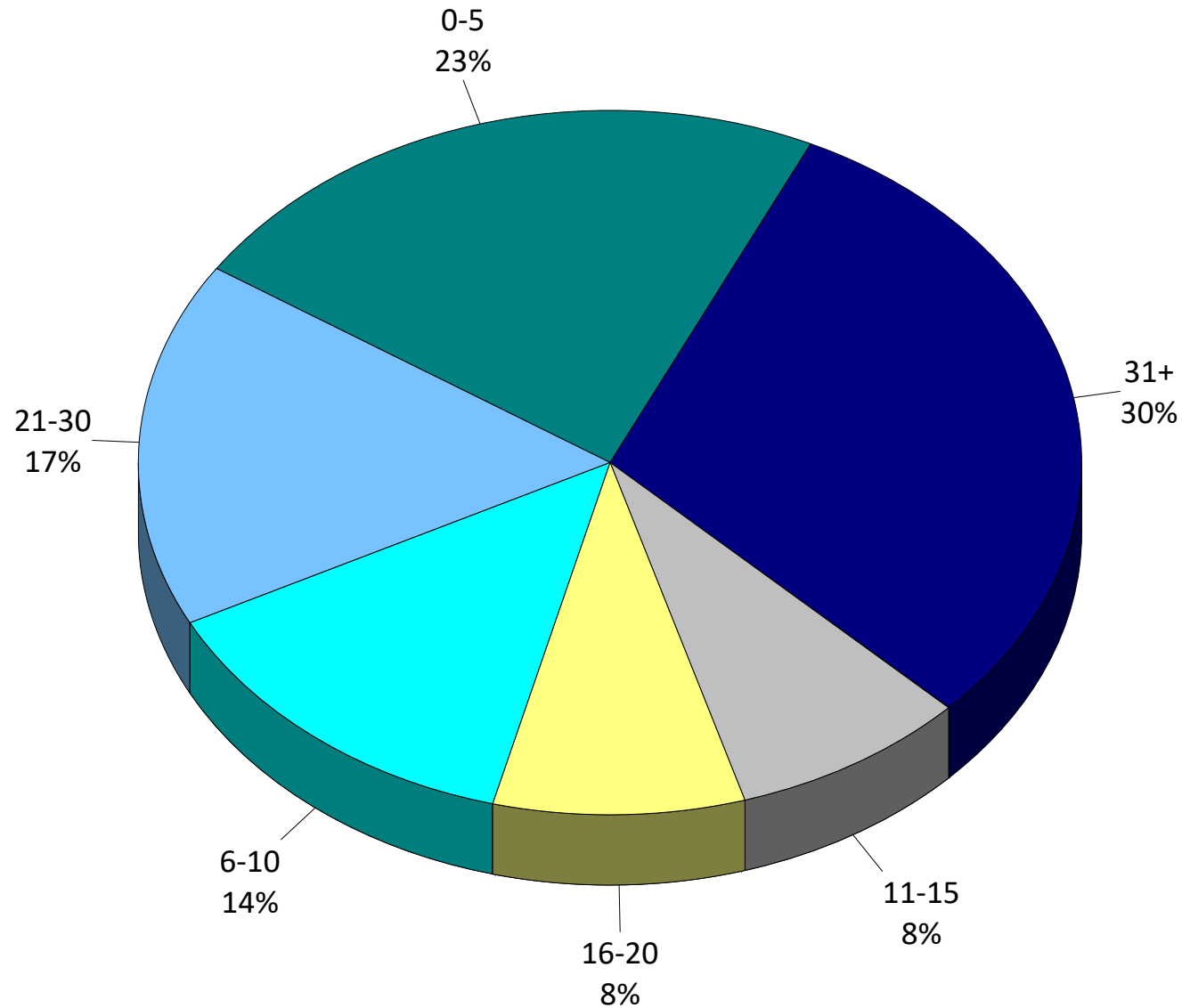
by percentage of respondents (excluding “not provided”)





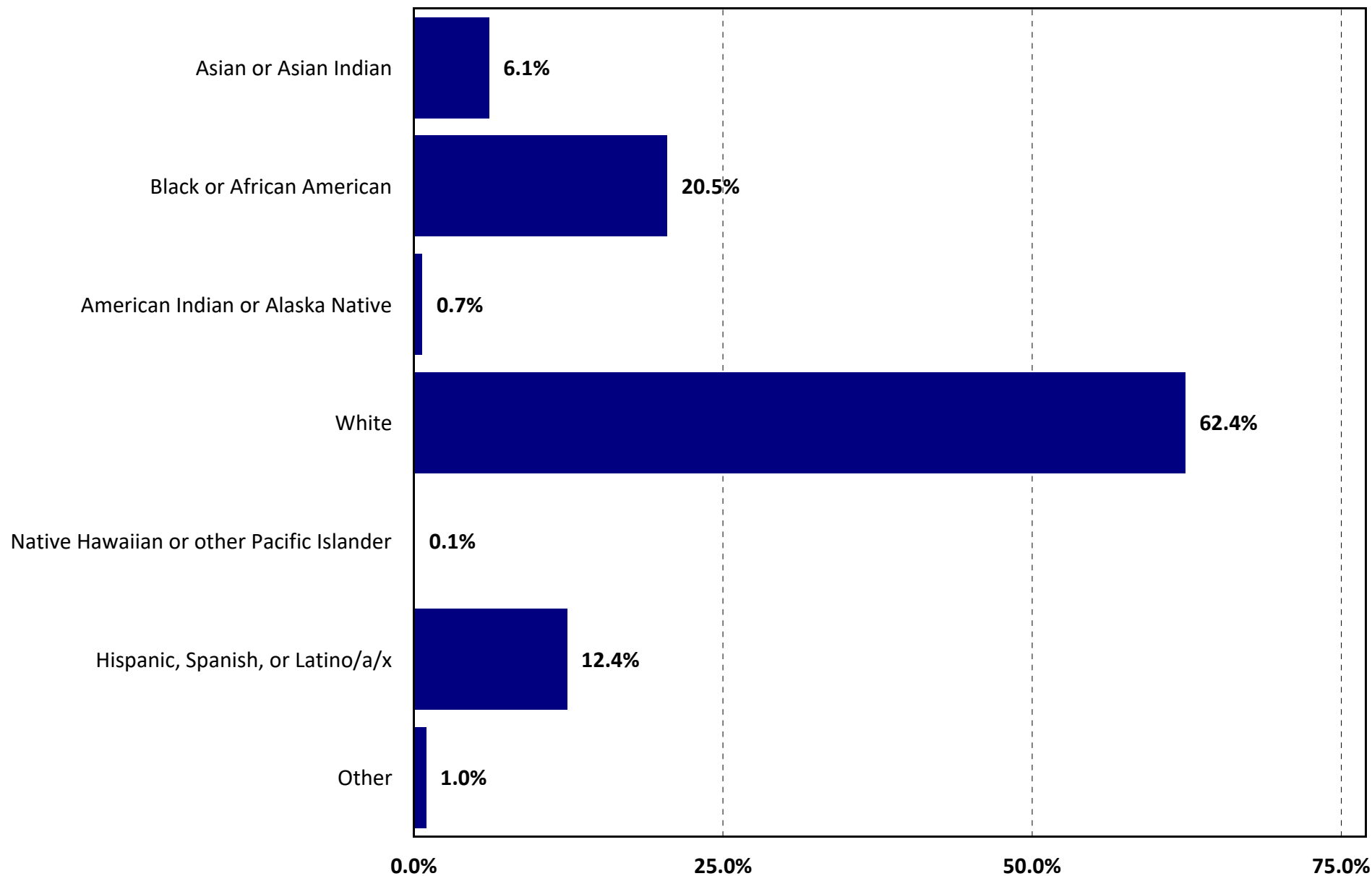
## Q25. Years Lived in the City of Gainesville

by percentage of respondents (excluding "not provided")



## Q23. Which of the following best describes your race?

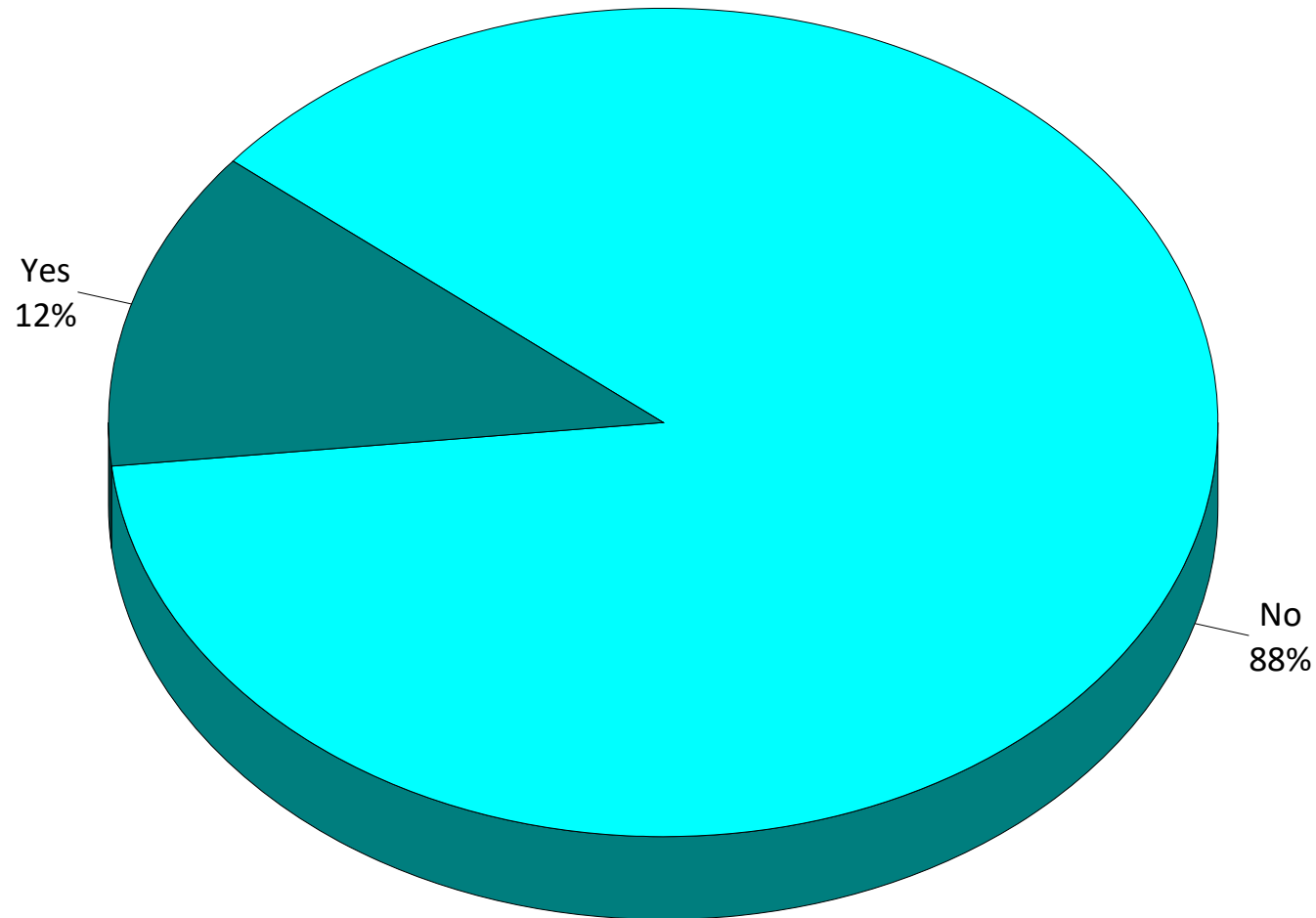
by percentage of respondents





## Q27. Are you of Hispanic/Latino ethnicity?

by percentage of respondents (excluding "not provided")





# Priority Investment Rating



---

# Priority Investment Rating

## Gainesville, Florida

---

The **Priority Investment Rating (PIR)** was developed by ETC Institute to provide governments with an objective tool for evaluating the priority that should be placed on parks and recreation investments. The Priority Investment Rating was developed by ETC Institute to identify the facilities and programs residents think should receive the highest priority for investment. The priority investment rating reflects the importance residents place on items (sum of top 4 choices) and the unmet needs (needs that are not met or only partly met) for each facility/program relative to the facility/program that rated the highest overall. Since decisions related to future investments should consider both the level of unmet need and the importance of facilities and programs, the PIR weights each of these components equally.

The PIR reflects the sum of the Unmet Needs Rating and the Importance Rating as shown in the equation below:

$$\text{PIR} = \text{UNR} + \text{IR}$$

For example, if the Unmet Needs Rating for Community Gardens were 98.9 (out of 100) and the Importance Rating for Community Gardens were 21.6 (out of 100), the Priority Investment Rating for the Farmer's Market would be 120.5 (out of 200).

### How to Analyze the Charts:

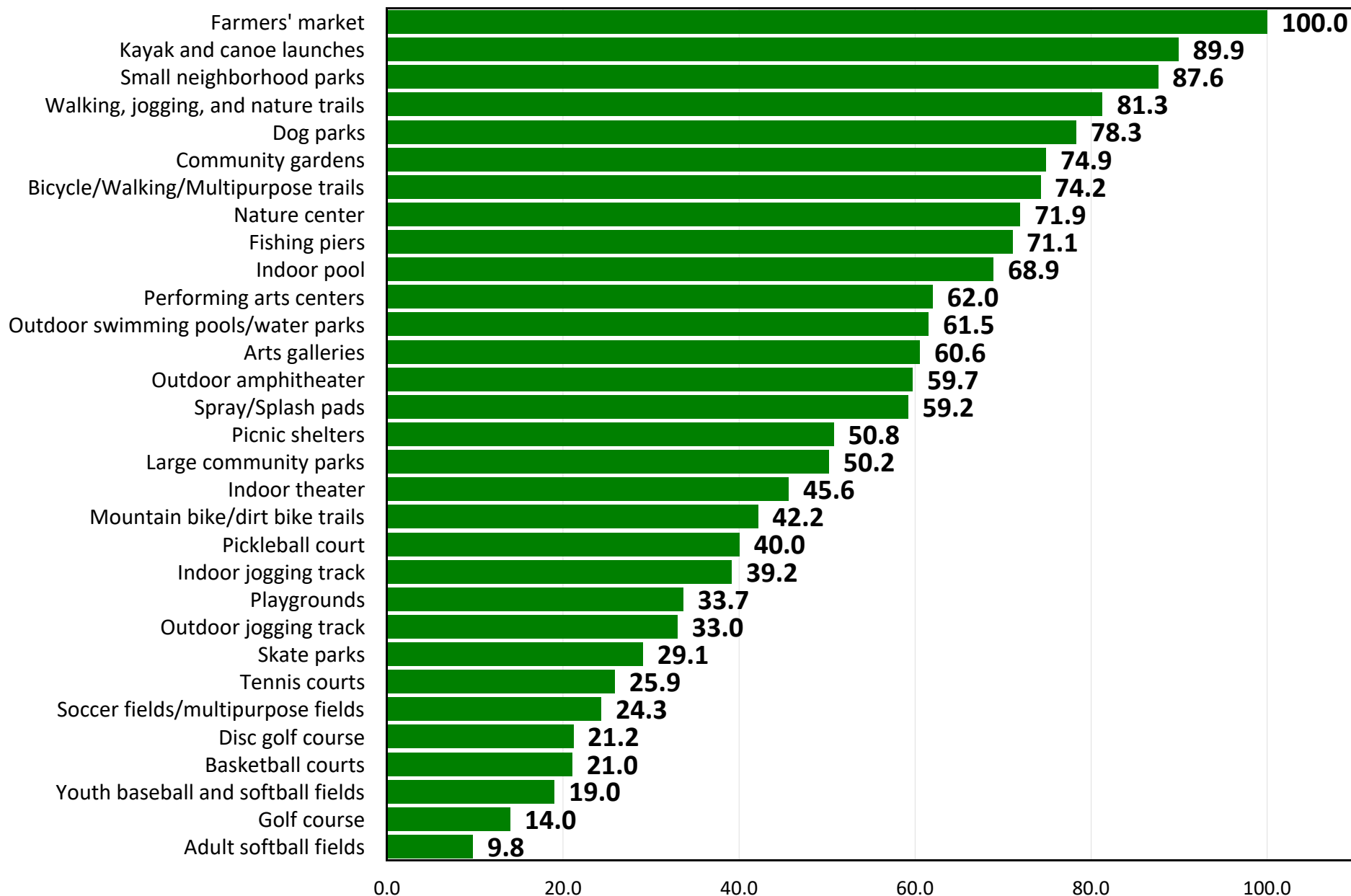
- **High Priority Areas** are those with a PIR of at least 100. A rating of 100 or above generally indicates there is a relatively high level of unmet need and residents generally think it is important to fund improvements in these areas. Improvements in this area are likely to have a positive impact on the greatest number of households.
- **Medium Priority Areas** are those with a PIR of 50-99. A rating in this range generally indicates there is a medium to high level of unmet need or a significant percentage of residents generally think it is important to fund improvements in these areas.
- **Low Priority Areas** are those with a PIR below 50. A rating in this range generally indicates there is a relatively low level of unmet need and residents do not think it is important to fund improvements in these areas. Improvements may be warranted if the needs of very specialized populations are being targeted.

The following pages show the Unmet Needs Rating, Importance Rating, and Priority Investment Rating for facilities and programs.

# Unmet Needs Rating for Facility/Amenity

the rating for the item with the most unmet need=100

the rating of all other items reflects the relative amount of unmet need for each item compared to the item with the most unmet need

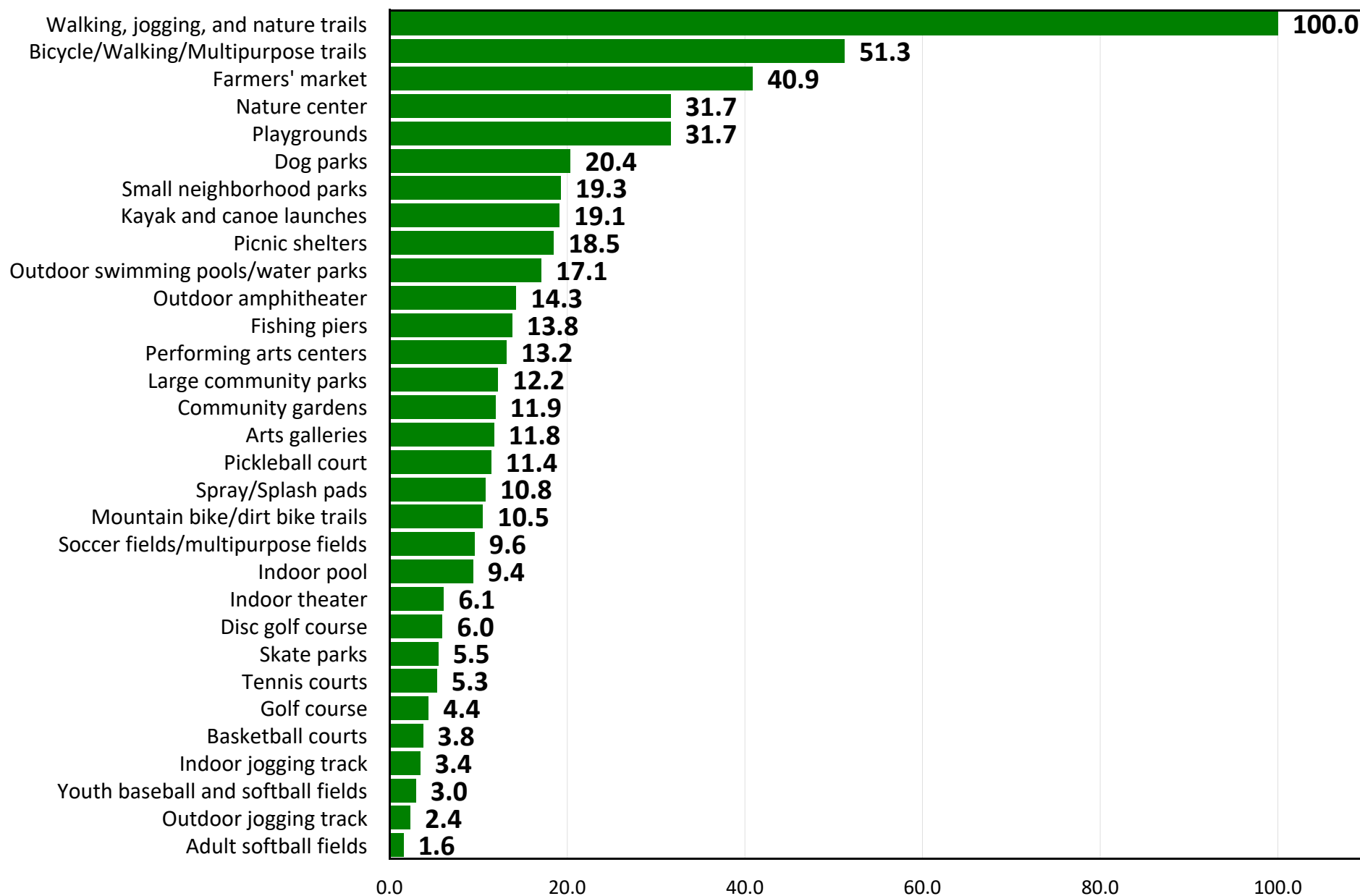




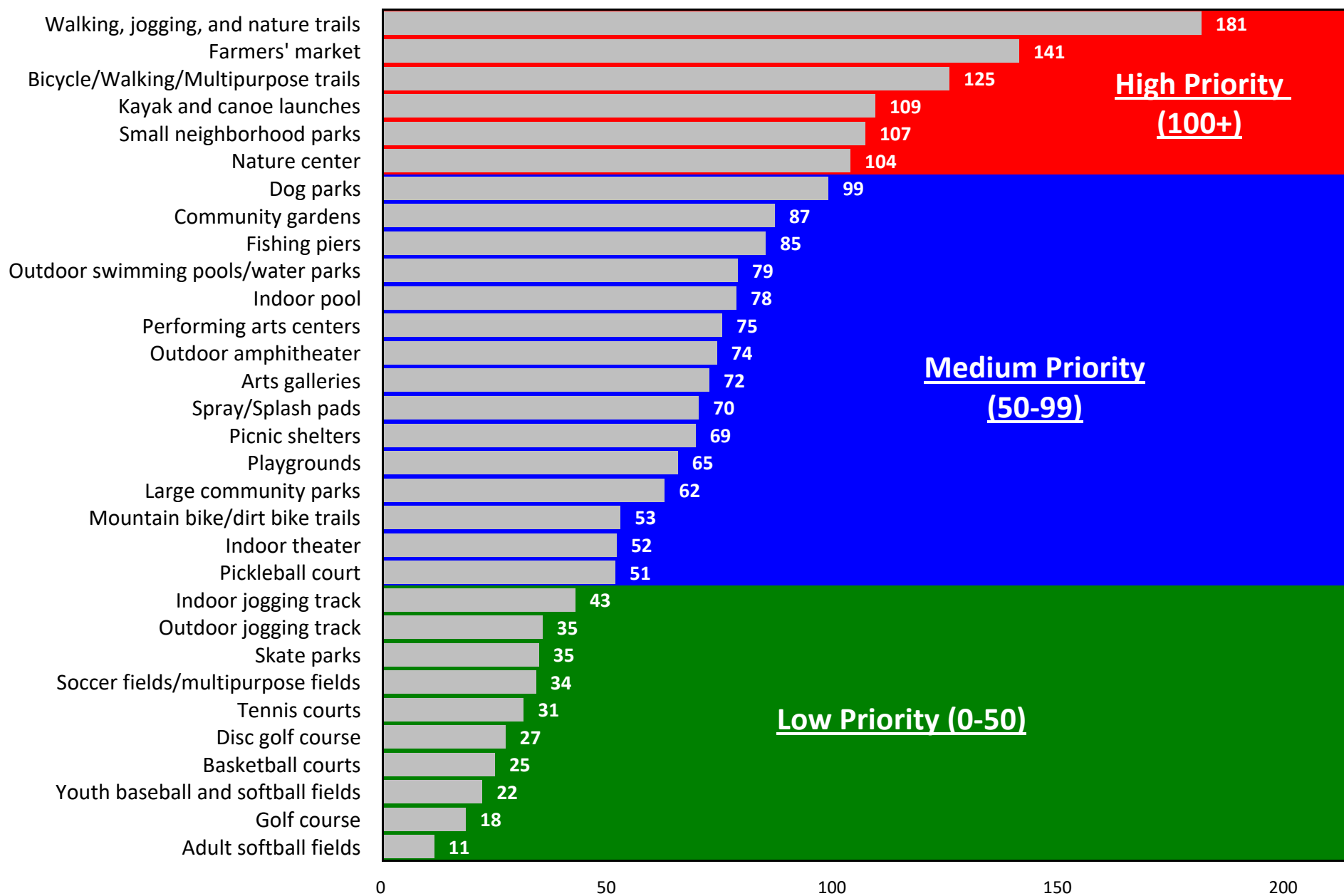
# Importance Rating for Facility/Amenity

the rating for the item rated as the most important=100

the rating of all other items reflects the relative level of importance for each item compared to the item rated as the most important



## Top Priorities for Investment for Facility/Amenity Based on Priority Investment Rating

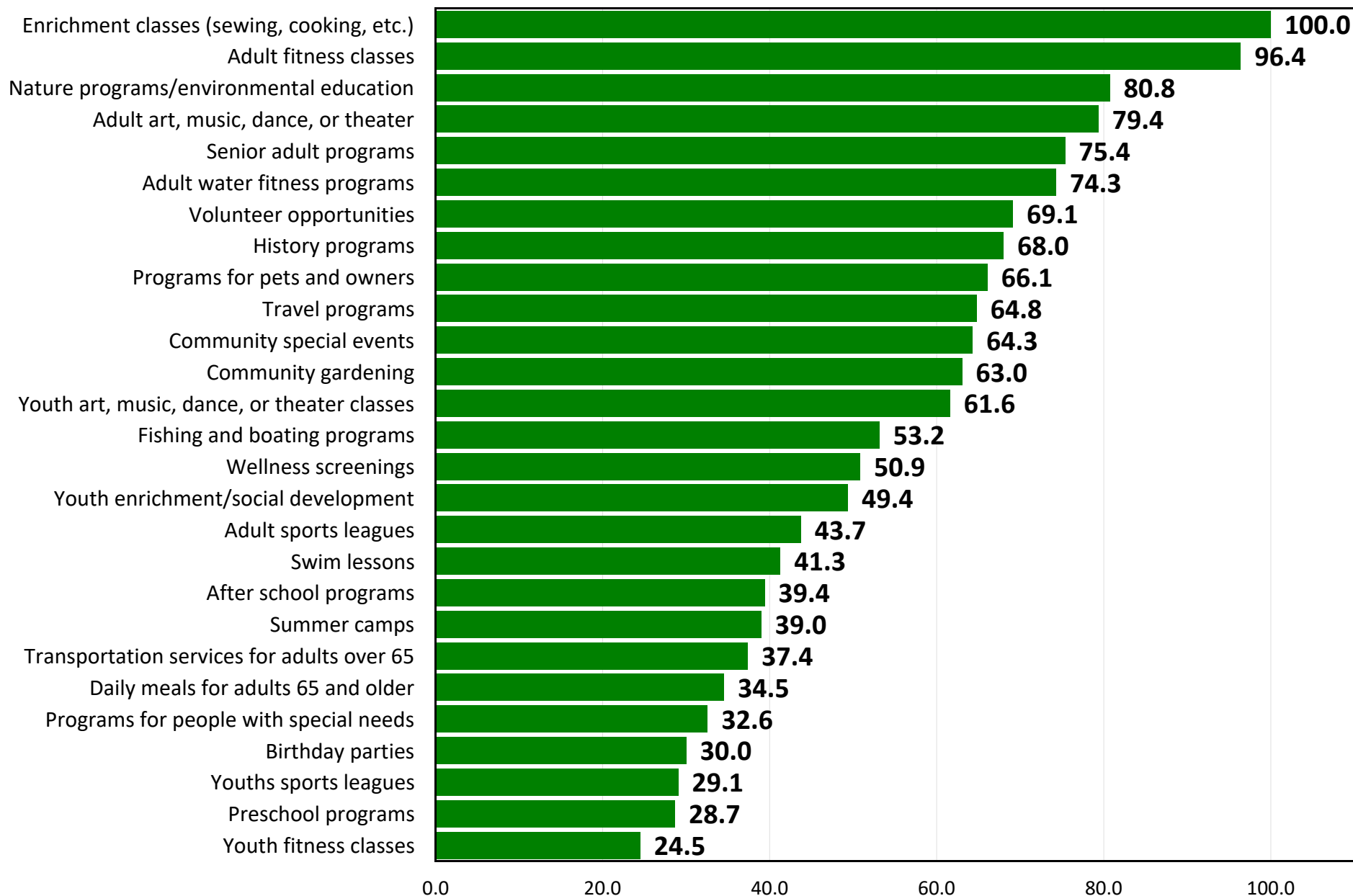




# Unmet Needs Rating for Activities/Programs

the rating for the item with the most unmet need=100

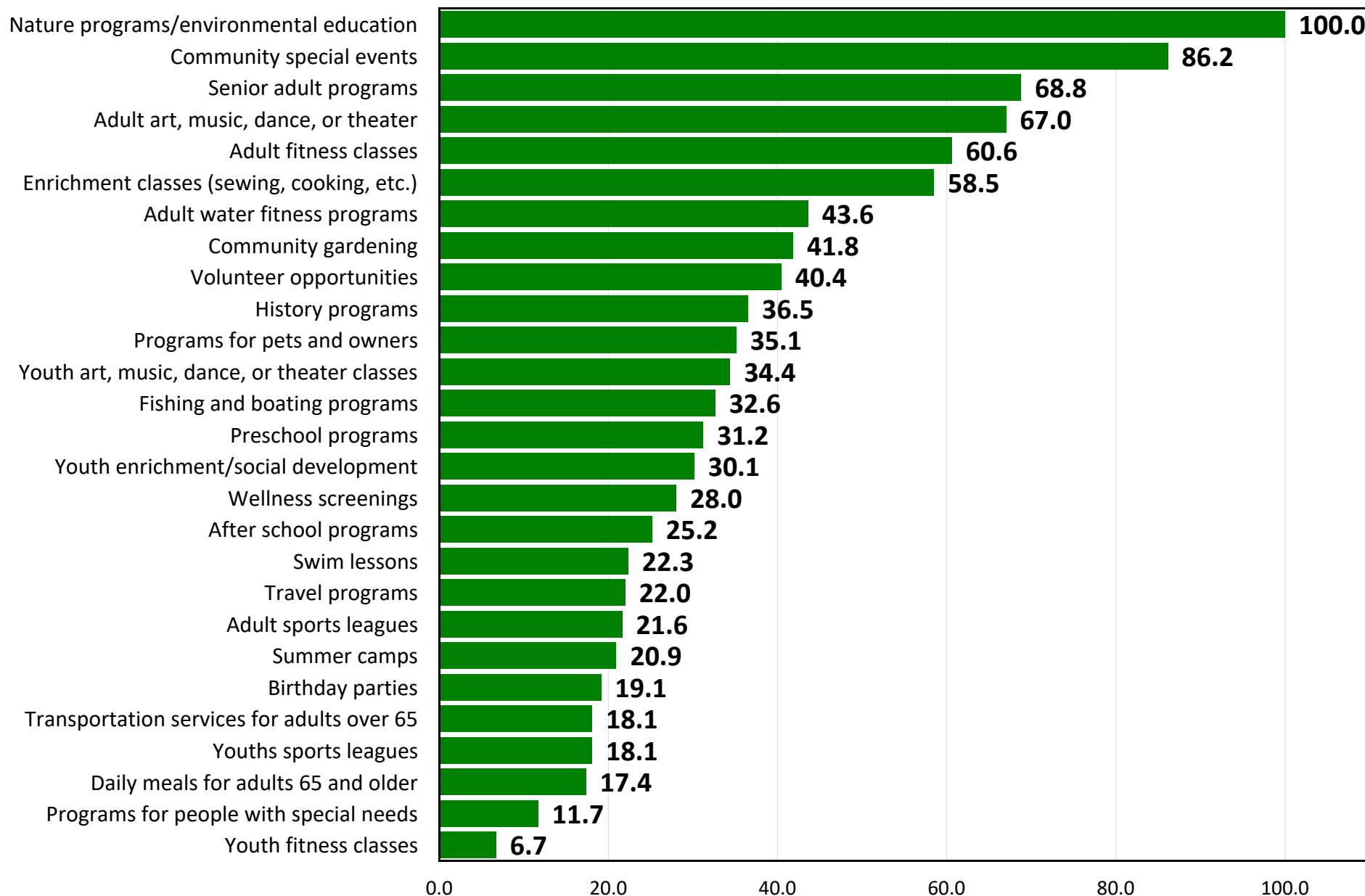
the rating of all other items reflects the relative amount of unmet need for each item compared to the item with the most unmet need



# Importance Rating for Activities/Programs

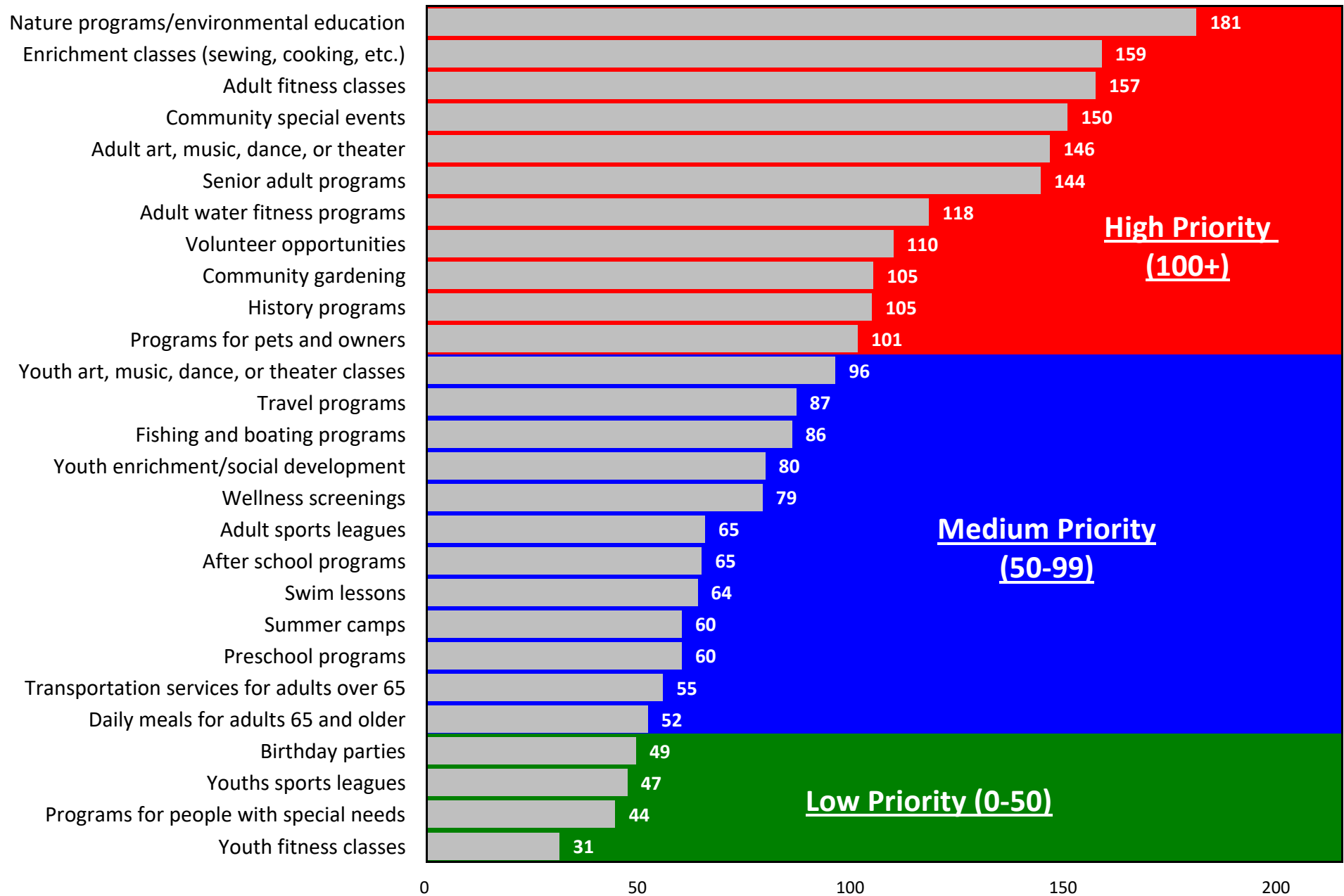
the rating for the item rated as the most important=100

the rating of all other items reflects the relative level of importance for each item compared to the item rated as the most important





## Top Priorities for Investment for Activities/Programs Based on the Priority Investment Rating





# Benchmarks



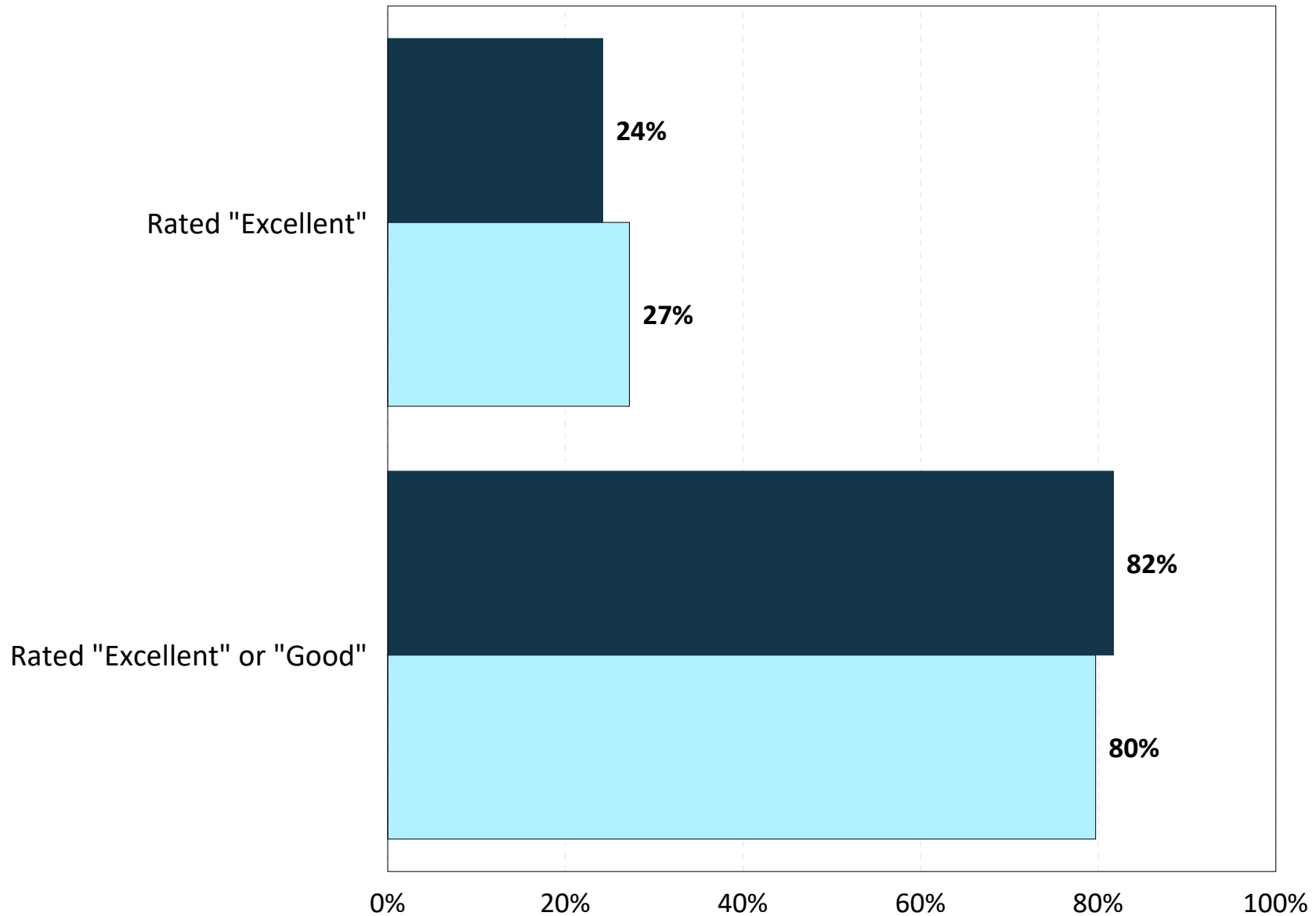
# National Benchmarks

**Note: The benchmarking data contained in this report is protected intellectual property. Any reproduction of the benchmarking information in this report by persons or organizations not directly affiliated with the City of Gainesville is not authorized without written consent from ETC Institute.**

# Rating Quality of Parks

by percentage of respondents

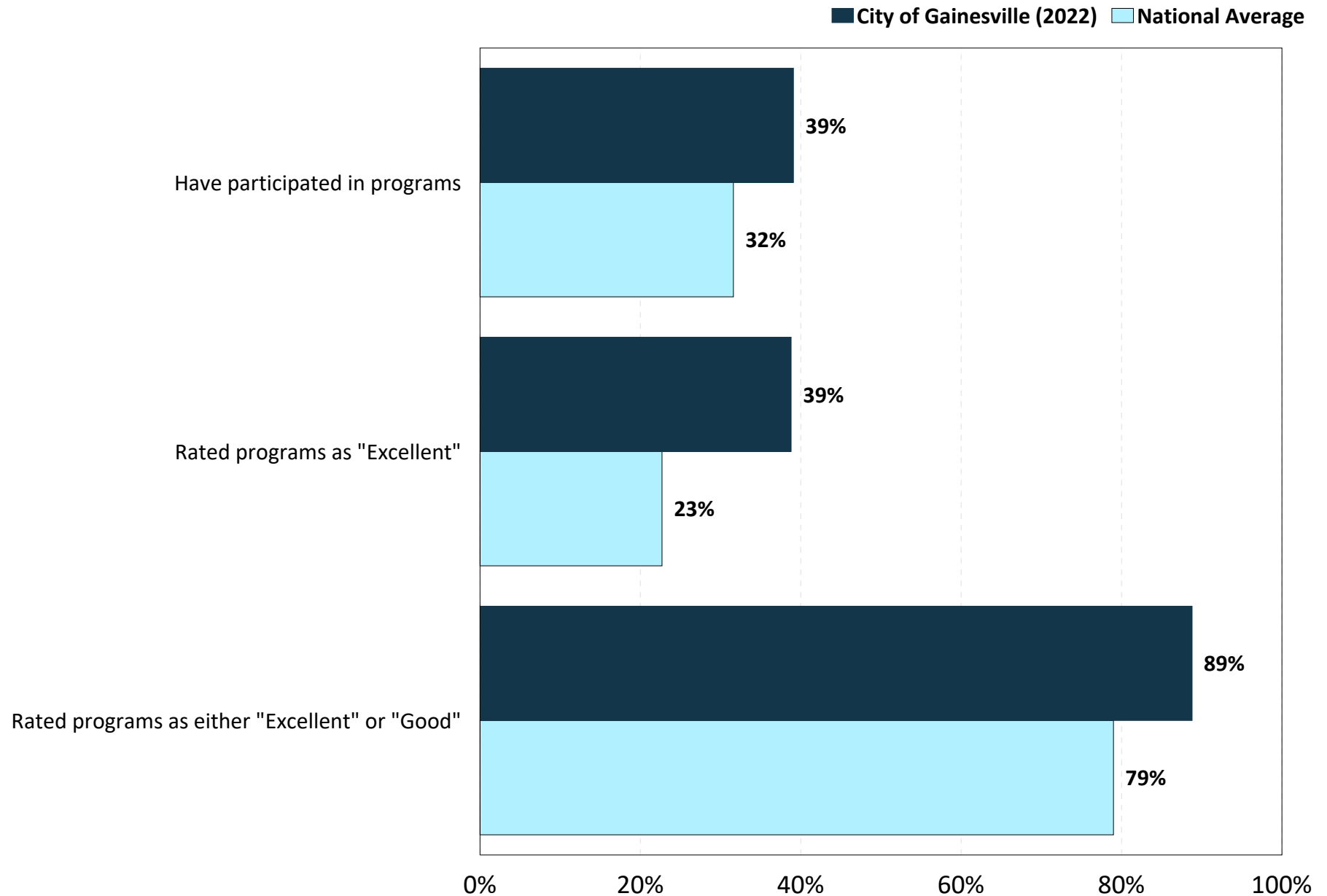
■ City of Gainesville (2022) ■ National Average





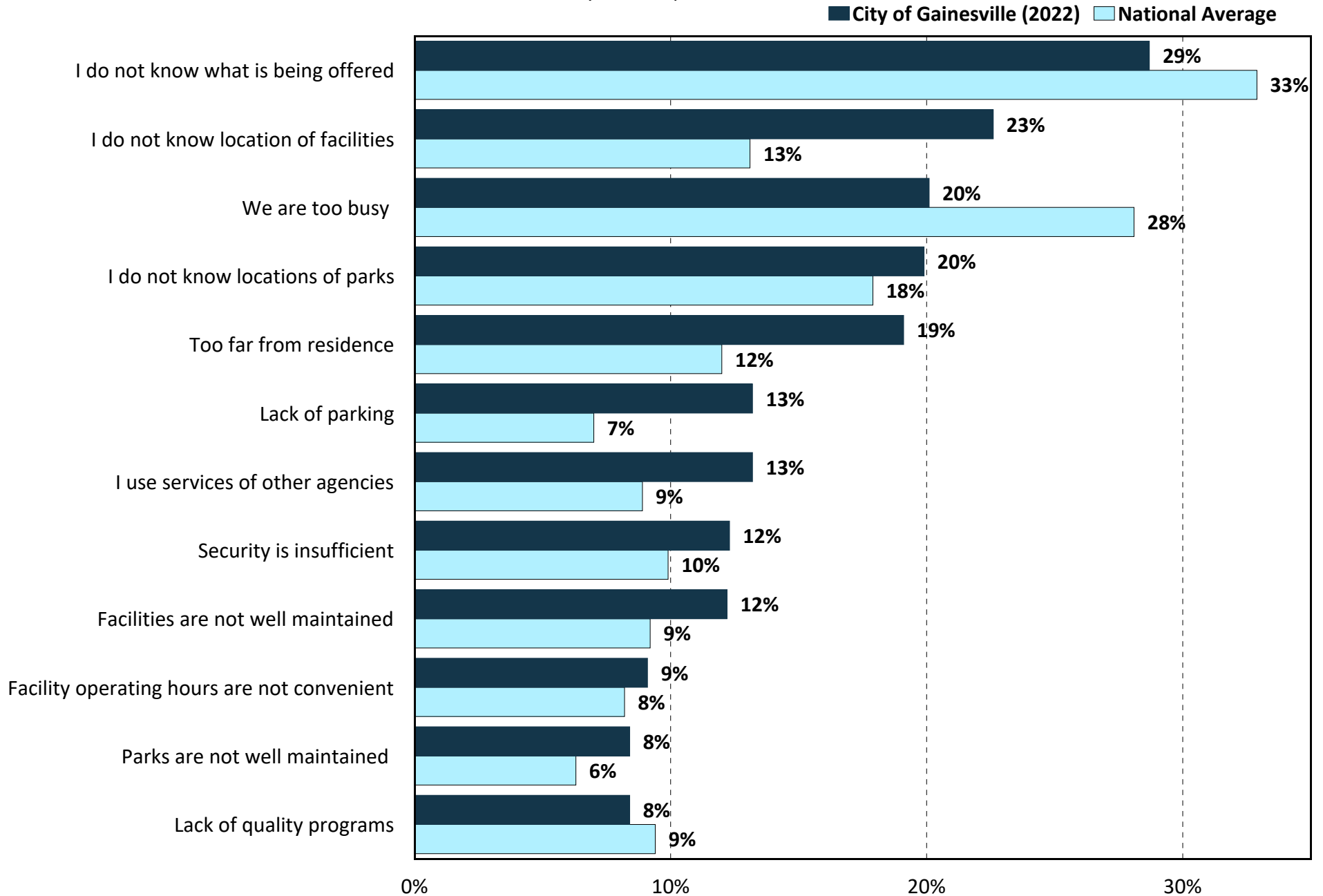
# Usage of Recreation Programs

by percentage of respondents who indicated they had used recreation programs in the past year



# Barriers to Parks, Trails, Facilities, or Programs Use

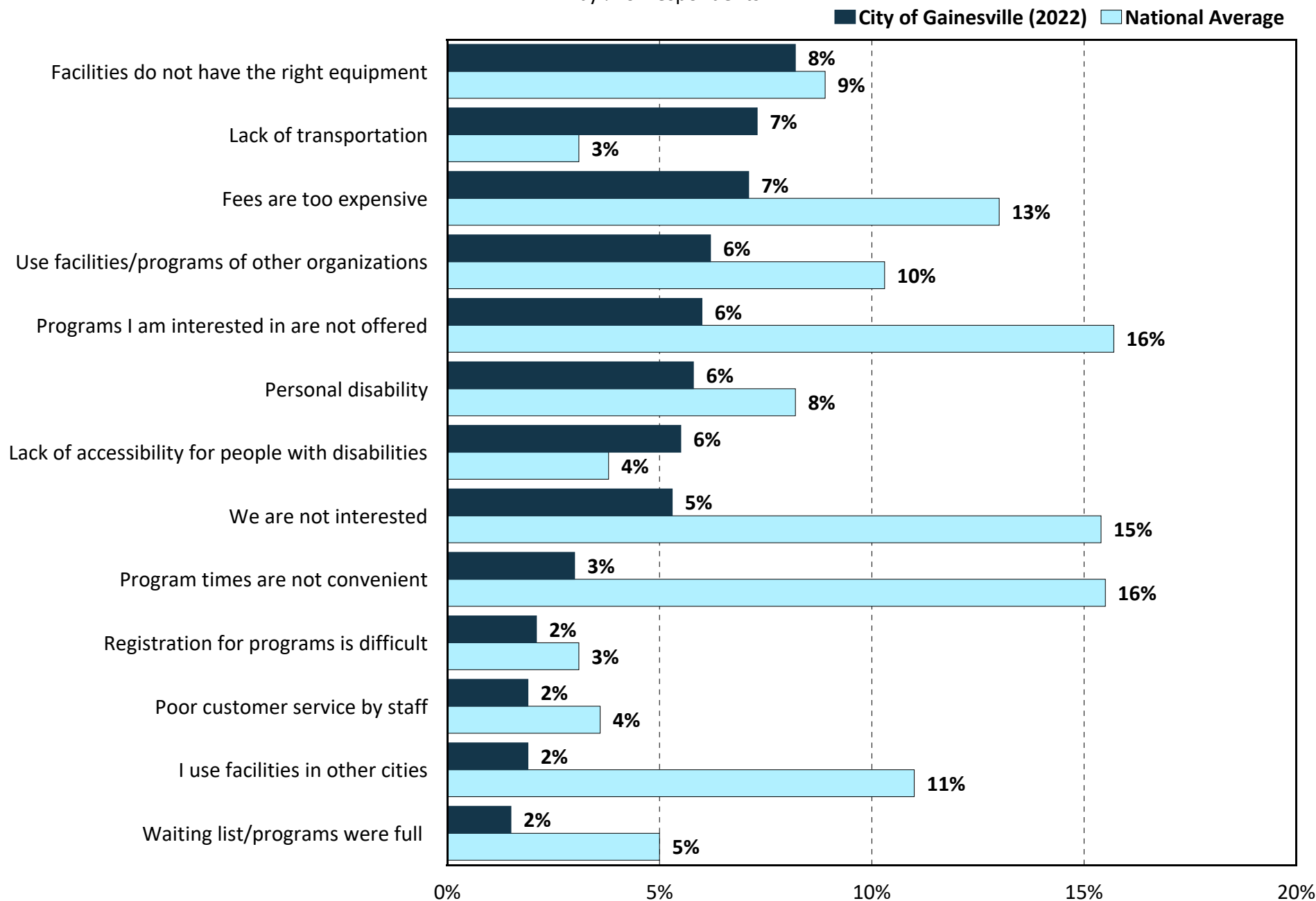
by % of respondents





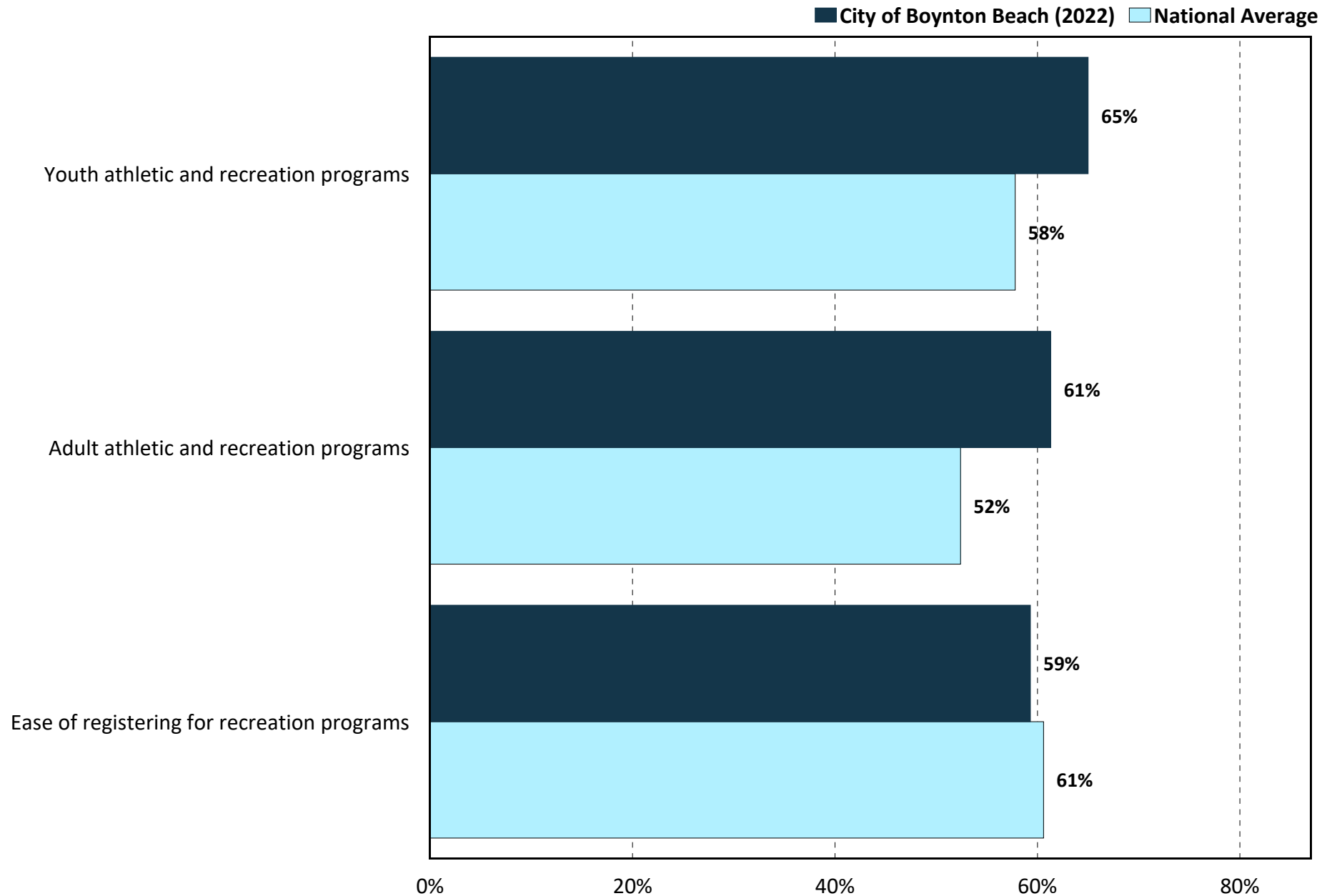
# (Continued) Barriers to Parks, Trails, Facilities, or Programs Use

by % of respondents



# Overall Satisfaction With Recreation Programs

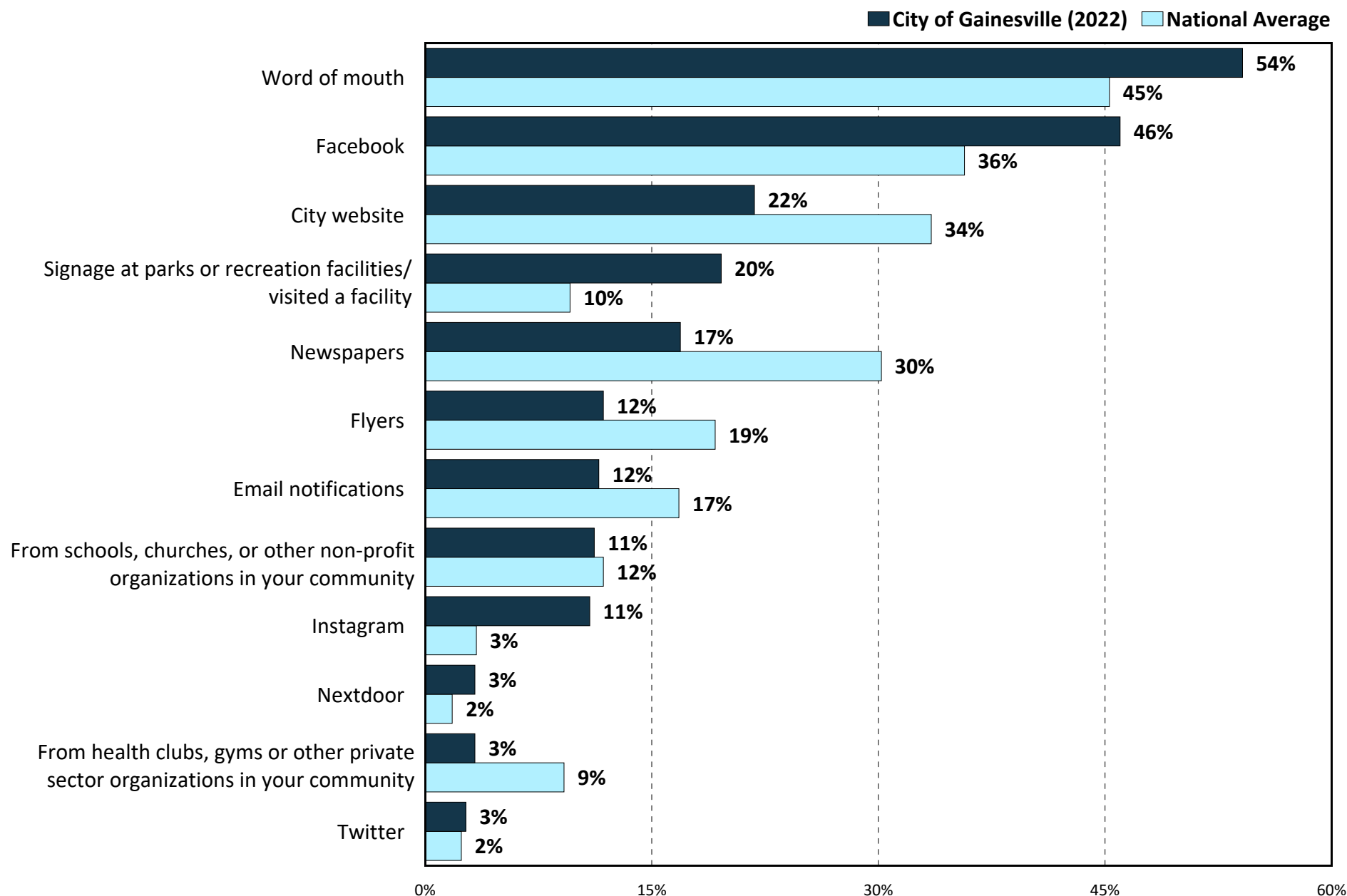
by % of respondents who rated their satisfaction with the item as either "satisfied" or "very satisfied"





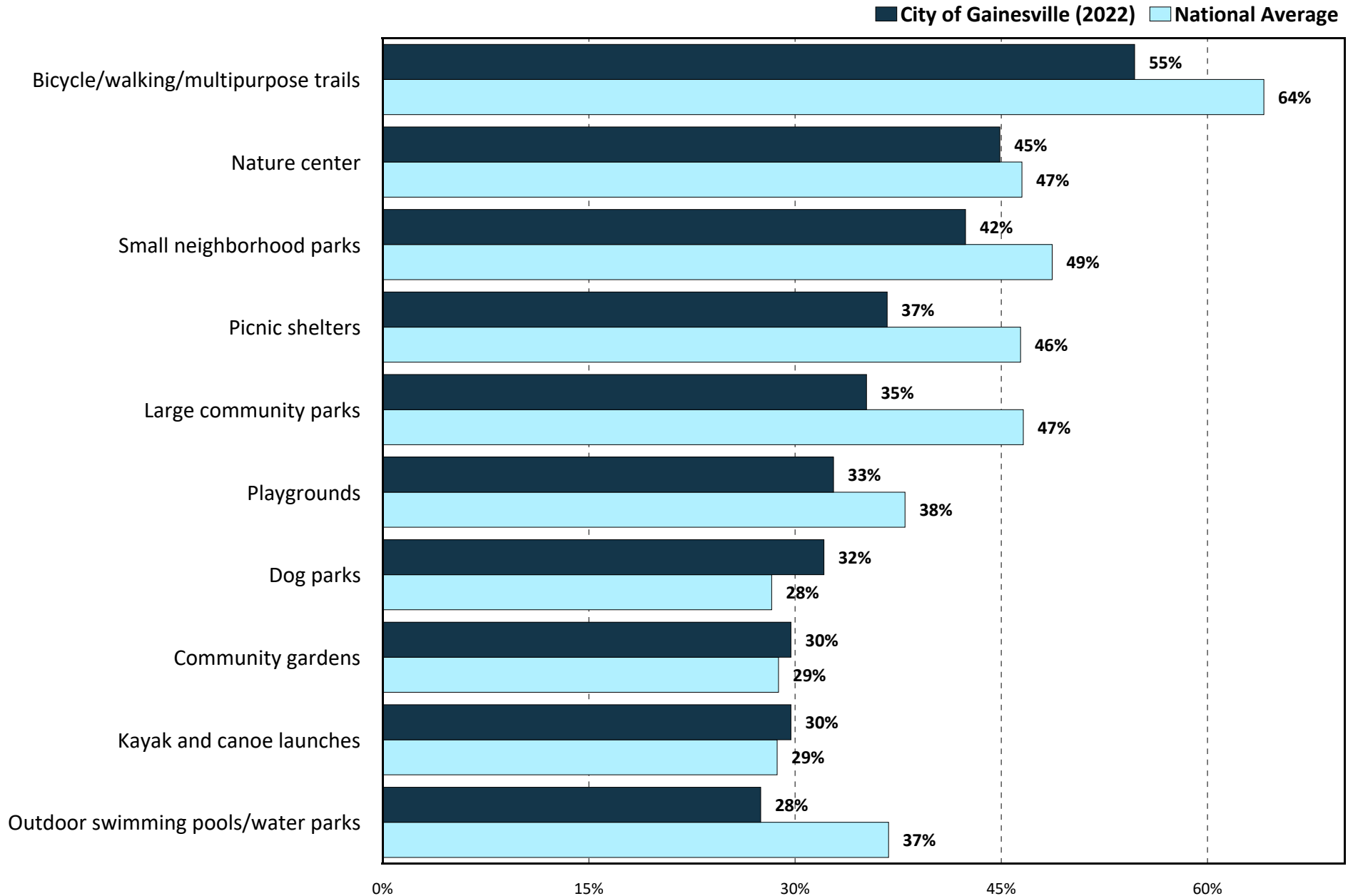
# Ways Households Learn about Recreation Programs, Activities, and Events

by percentage of respondents



# Respondents with Need for Parks and Recreation Facilities and Amenities

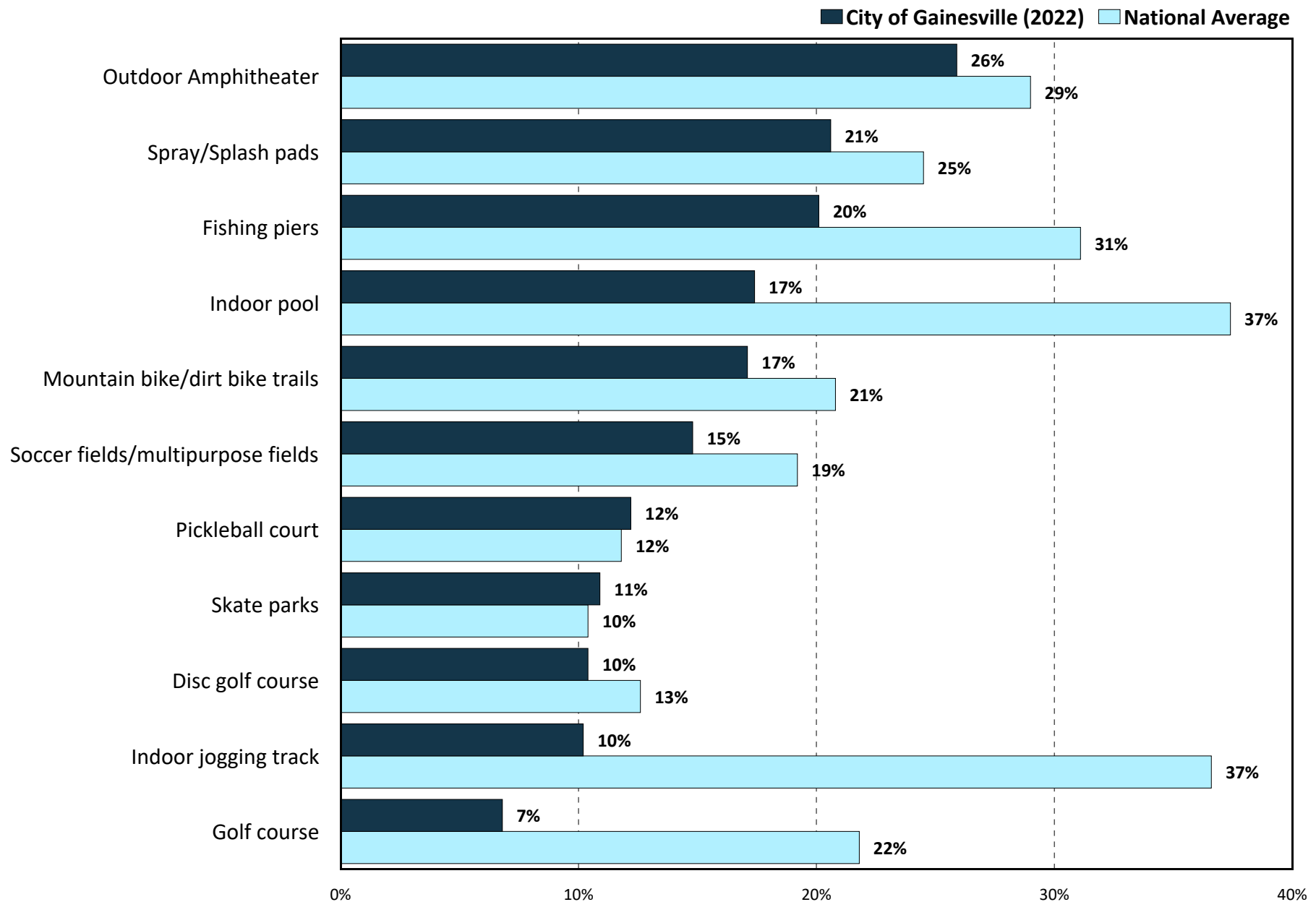
by percentage of respondents





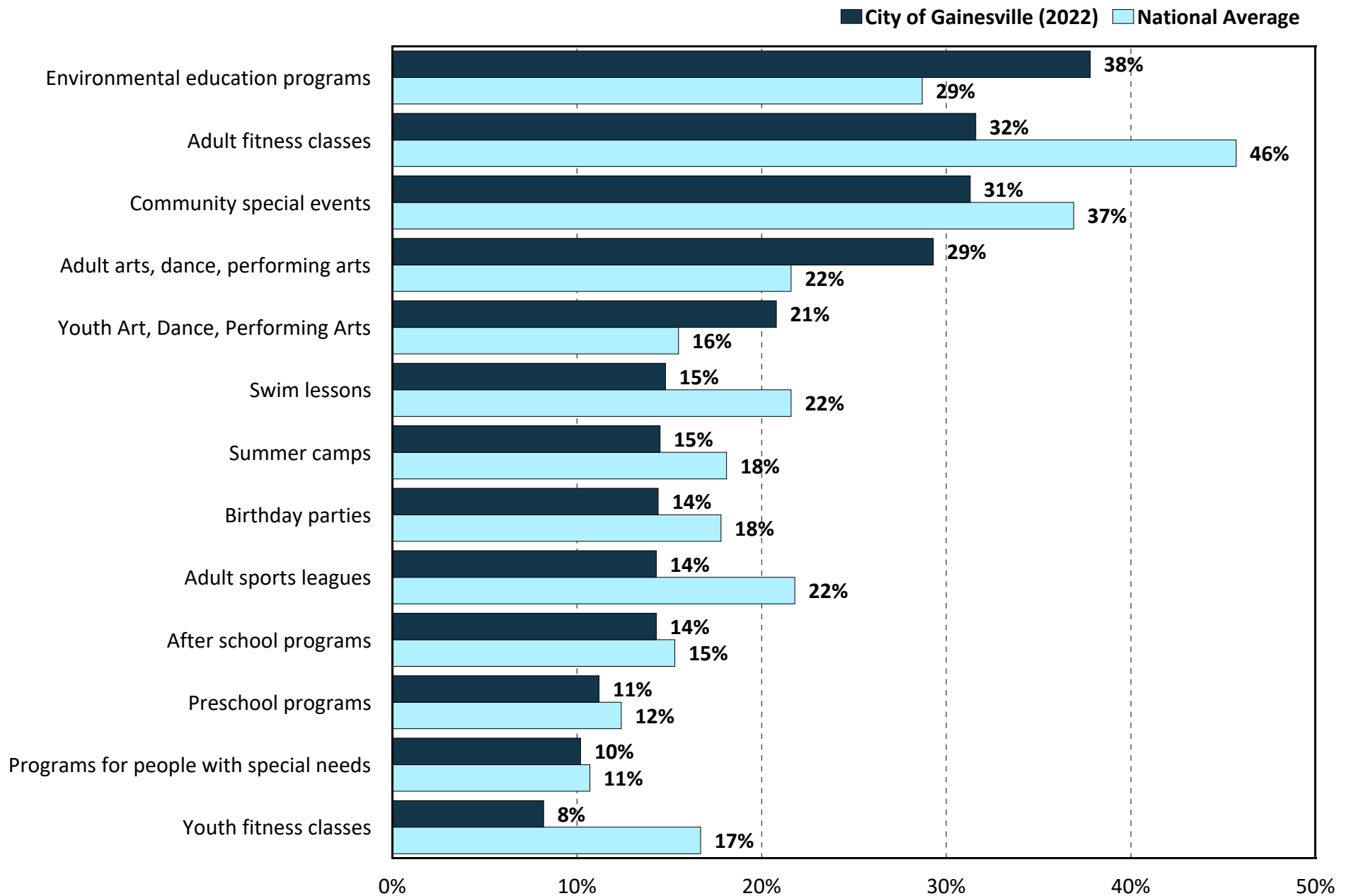
# Respondents with Need for Parks and Recreation Facilities and Amenities

by percentage of respondents



# Respondents with Need for Recreation Programs

by percentage of respondents







# Tabular Data

**Q1. From the following list, please CHECK ALL the City of Gainesville parks, facilities, and trail sites you or members of your household have visited over the past 12 months.**

All the City of Gainesville parks, facilities, and trail sites you or members of your household have visited over the past 12 months

	Number	Percent
A. Quinn Jones Museum & Cultural Center	69	8.6 %
Alfred A. Ring Park	283	35.1 %
Albert Ray Massey Park	153	19.0 %
Bivens Arm Nature Park	215	26.7 %
Bo Diddley Community Plaza	498	61.8 %
Boulware Springs Nature Park	229	28.4 %
Cofrin Nature Park (NW 8th Ave.)	191	23.7 %
Cora Roberson Park (SW 6th St.)	22	2.7 %
Depot Park	627	77.8 %
Depot Avenue Rail Trail	321	39.8 %
Duval Park (520 NE 21st. St.)	34	4.2 %
Evergreen Cemetery (SE 21st. Ave.)	71	8.8 %
Fred Cone Park/Eastside Rec. Center	89	11.0 %
Gainesville-Hawthorne Trail (SE 15th St.)	352	43.7 %
Greentree Park (NW 39th Ave.)	72	8.9 %
Haisley Lynch Park (S. Main St.)	14	1.7 %
Hogtown Creek Headwaters Nature Park	236	29.3 %
Kiwanis Challenge Park (NW 39th Ave.)	58	7.2 %
Lincoln Park (SE 15th St.)	45	5.6 %
Morningside Nature Center	204	25.3 %
Northeast Complex (behind MLK)	72	8.9 %
Northside Park/Senior Rec. Center	160	19.9 %
Palm Point Park (Lakeshore Dr.)	64	7.9 %
Possum Creek Park (NW 53rd Ave.)	219	27.2 %
Reserve Park (NE 11th St.)	59	7.3 %
Roper Park (NE 2nd St.)	72	8.9 %
Rosa B Williams/352Artspace (NW 1st St.)	38	4.7 %
San Felasco City Park (NW 34th)	205	25.4 %
Smokey Bear Park (NE 15th St.)	73	9.1 %
Springtree Park (NW 39th Ave.)	88	10.9 %
Sweetwater Park/Matheson	264	32.8 %
TB McPherson Park (SE 15th St.)	51	6.3 %
Thomas Center & Gardens (NE 6th Av.)	248	30.8 %
Tom Petty Park (NE 16th Ave)	208	25.8 %
Unity Park (NE 31st Ave.)	31	3.8 %
Total	5635	



**Q2. Which THREE of the parks, facilities, and trail sites listed in Question 1 do you and members of your household visit the most often?**

<u>Top Choice</u>	<u>Number</u>	<u>Percent</u>
A. Quinn Jones Museum & Cultural Center	58	7.2 %
Alfred A. Ring Park	58	7.2 %
Albert Ray Massey Park	35	4.3 %
Bivens Arm Nature Park	18	2.2 %
Bo Diddley Community Plaza	69	8.6 %
Boulware Springs Nature Park	14	1.7 %
Cofrin Nature Park (NW 8th Ave.)	17	2.1 %
Cora Roberson Park (SW 6th St.)	1	0.1 %
Depot Park	158	19.6 %
Depot Avenue Rail Trail	16	2.0 %
Duval Park (520 NE 21st. St.)	3	0.4 %
Evergreen Cemetery (SE 21st. Ave.)	3	0.4 %
Fred Cone Park/Eastside Rec. Center	8	1.0 %
Gainesville-Hawthorne Trail (SE 15th St.)	32	4.0 %
Greentree Park (NW 39th Ave.)	7	0.9 %
Haisley Lynch Park (S. Main St.)	1	0.1 %
Hogtown Creek Headwaters Nature Park	18	2.2 %
Kiwanis Challenge Park (NW 39th Ave.)	7	0.9 %
Lincoln Park (SE 15th St.)	18	2.2 %
Morningside Nature Center	7	0.9 %
Northeast Complex (behind MLK)	8	1.0 %
Northside Park/Senior Rec. Center	32	4.0 %
Palm Point Park (Lakeshore Dr.)	9	1.1 %
Possum Creek Park (NW 53rd Ave.)	25	3.1 %
Reserve Park (NE 11th St.)	5	0.6 %
Roper Park (NE 2nd St.)	4	0.5 %
Rosa B Williams/352Artspace (NW 1st St.)	1	0.1 %
San Felasco City Park (NW 34th)	18	2.2 %
Smokey Bear Park (NE 15th St.)	2	0.2 %
Springtree Park (NW 39th Ave.)	11	1.4 %
Sweetwater Park/Matheson	37	4.6 %
TB McPherson Park (SE 15th St.)	3	0.4 %
Thomas Center & Gardens (NE 6th Av.)	10	1.2 %
Tom Petty Park (NE 16th Ave)	31	3.8 %
Unity Park (NE 31st Ave.)	1	0.1 %
<u>None chosen</u>	61	7.6 %
Total	806	100.0 %

**Q2. Which THREE of the parks, facilities, and trail sites listed in Question 1 do you and members of your household visit the most often?**

<u>2nd Choice</u>	<u>Number</u>	<u>Percent</u>
A. Quinn Jones Museum & Cultural Center	16	2.0 %
Alfred A. Ring Park	47	5.8 %
Albert Ray Massey Park	35	4.3 %
Bivens Arm Nature Park	24	3.0 %
Bo Diddley Community Plaza	77	9.6 %
Boulware Springs Nature Park	19	2.4 %
Cofrin Nature Park (NW 8th Ave.)	18	2.2 %
Cora Roberson Park (SW 6th St.)	2	0.2 %
Depot Park	114	14.1 %
Depot Avenue Rail Trail	37	4.6 %
Duval Park (520 NE 21st. St.)	2	0.2 %
Evergreen Cemetery (SE 21st. Ave.)	6	0.7 %
Fred Cone Park/Eastside Rec. Center	7	0.9 %
Gainesville-Hawthorne Trail (SE 15th St.)	43	5.3 %
Greentree Park (NW 39th Ave.)	5	0.6 %
Haisley Lynch Park (S. Main St.)	2	0.2 %
Hogtown Creek Headwaters Nature Park	28	3.5 %
Kiwanis Challenge Park (NW 39th Ave.)	9	1.1 %
Lincoln Park (SE 15th St.)	8	1.0 %
Morningside Nature Center	10	1.2 %
Northeast Complex (behind MLK)	16	2.0 %
Northside Park/Senior Rec. Center	20	2.5 %
Palm Point Park (Lakeshore Dr.)	7	0.9 %
Possum Creek Park (NW 53rd Ave.)	27	3.3 %
Reserve Park (NE 11th St.)	4	0.5 %
Roper Park (NE 2nd St.)	3	0.4 %
Rosa B Williams/352Artspace (NW 1st St.)	3	0.4 %
San Felasco City Park (NW 34th)	24	3.0 %
Smokey Bear Park (NE 15th St.)	6	0.7 %
Springtree Park (NW 39th Ave.)	6	0.7 %
Sweetwater Park/Matheson	34	4.2 %
TB McPherson Park (SE 15th St.)	5	0.6 %
Thomas Center & Gardens (NE 6th Av.)	15	1.9 %
Tom Petty Park (NE 16th Ave)	18	2.2 %
Unity Park (NE 31st Ave.)	2	0.2 %
<u>None chosen</u>	<u>107</u>	<u>13.3 %</u>
Total	806	100.0 %



**Q2. Which THREE of the parks, facilities, and trail sites listed in Question 1 do you and members of your household visit the most often?**

<u>3rd Choice</u>	<u>Number</u>	<u>Percent</u>
A. Quinn Jones Museum & Cultural Center	15	1.9 %
Alfred A. Ring Park	28	3.5 %
Albert Ray Massey Park	22	2.7 %
Bivens Arm Nature Park	13	1.6 %
Bo Diddley Community Plaza	52	6.5 %
Boulware Springs Nature Park	11	1.4 %
Cofrin Nature Park (NW 8th Ave.)	20	2.5 %
Cora Roberson Park (SW 6th St.)	2	0.2 %
Depot Park	96	11.9 %
Depot Avenue Rail Trail	28	3.5 %
Duval Park (520 NE 21st. St.)	3	0.4 %
Evergreen Cemetery (SE 21st. Ave.)	10	1.2 %
Fred Cone Park/Eastside Rec. Center	8	1.0 %
Gainesville-Hawthorne Trail (SE 15th St.)	45	5.6 %
Greentree Park (NW 39th Ave.)	9	1.1 %
Haisley Lynch Park (S. Main St.)	5	0.6 %
Hogtown Creek Headwaters Nature Park	23	2.9 %
Kiwanis Challenge Park (NW 39th Ave.)	10	1.2 %
Lincoln Park (SE 15th St.)	12	1.5 %
Morningside Nature Center	13	1.6 %
Northeast Complex (behind MLK)	17	2.1 %
Northside Park/Senior Rec. Center	14	1.7 %
Palm Point Park (Lakeshore Dr.)	7	0.9 %
Possum Creek Park (NW 53rd Ave.)	32	4.0 %
Reserve Park (NE 11th St.)	3	0.4 %
Roper Park (NE 2nd St.)	5	0.6 %
Rosa B Williams/352Artspace (NW 1st St.)	2	0.2 %
San Felasco City Park (NW 34th)	19	2.4 %
Smokey Bear Park (NE 15th St.)	15	1.9 %
Springtree Park (NW 39th Ave.)	11	1.4 %
Sweetwater Park/Matheson	36	4.5 %
TB McPherson Park (SE 15th St.)	4	0.5 %
Thomas Center & Gardens (NE 6th Av.)	25	3.1 %
Tom Petty Park (NE 16th Ave)	28	3.5 %
Unity Park (NE 31st Ave.)	2	0.2 %
<u>None chosen</u>	<u>161</u>	<u>20.0 %</u>
Total	806	100.0 %

**(SUM OF TOP 3)****Q2. Which THREE of the parks, facilities, and trail sites listed in Question 1 do you and members of your household visit the most often? (sum of top 3)**

Top Choice	Number	Percent
A. Quinn Jones Museum & Cultural Center	89	11.0 %
Alfred A. Ring Park	133	16.5 %
Albert Ray Massey Park	92	11.4 %
Bivens Arm Nature Park	55	6.8 %
Bo Diddley Community Plaza	198	24.6 %
Boulware Springs Nature Park	44	5.5 %
Cofrin Nature Park (NW 8th Ave.)	55	6.8 %
Cora Roberson Park (SW 6th St.)	5	0.6 %
Depot Park	368	45.7 %
Depot Avenue Rail Trail	81	10.0 %
Duval Park (520 NE 21st. St.)	8	1.0 %
Evergreen Cemetery (SE 21st. Ave.)	19	2.4 %
Fred Cone Park/Eastside Rec. Center	23	2.9 %
Gainesville-Hawthorne Trail (SE 15th St.)	120	14.9 %
Greentree Park (NW 39th Ave.)	21	2.6 %
Haisley Lynch Park (S. Main St.)	8	1.0 %
Hogtown Creek Headwaters Nature Park	69	8.6 %
Kiwanis Challenge Park (NW 39th Ave.)	26	3.2 %
Lincoln Park (SE 15th St.)	38	4.7 %
Morningside Nature Center	30	3.7 %
Northeast Complex (behind MLK)	41	5.1 %
Northside Park/Senior Rec. Center	66	8.2 %
Palm Point Park (Lakeshore Dr.)	23	2.9 %
Possum Creek Park (NW 53rd Ave.)	84	10.4 %
Reserve Park (NE 11th St.)	12	1.5 %
Roper Park (NE 2nd St.)	12	1.5 %
Rosa B Williams/352Artspace (NW 1st St.)	6	0.7 %
San Felasco City Park (NW 34th)	61	7.6 %
Smokey Bear Park (NE 15th St.)	23	2.9 %
Springtree Park (NW 39th Ave.)	28	3.5 %
Sweetwater Park/Matheson	107	13.3 %
TB McPherson Park (SE 15th St.)	12	1.5 %
Thomas Center & Gardens (NE 6th Av.)	50	6.2 %
Tom Petty Park (NE 16th Ave)	77	9.6 %
Unity Park (NE 31st Ave.)	5	0.6 %
None chosen	329	40.8 %
Total	2418	



**Q3. From the following list, please CHECK ALL the City of Gainesville parks, recreation, and cultural sites you or members of your household have used or visited over the past 12 months.**

All the City of Gainesville parks, recreation, and cultural sites you or members of your household have used or visited over the past 12 months

	Number	Percent
Walking and hiking trails	601	74.6 %
Biking trails/paths	340	42.2 %
Nature trails	531	65.9 %
Tennis courts	93	11.5 %
Pickle ball courts	74	9.2 %
Racquetball courts	32	4.0 %
Basketball courts	95	11.8 %
Softball/Baseball fields	73	9.1 %
Soccer fields	100	12.4 %
Living History Farm	129	16.0 %
Skate park	119	14.8 %
Picnic shelters	274	34.0 %
Thomas Center Galleries	196	24.3 %
Recreation centers	167	20.7 %
Community gardens	198	24.6 %
Ponds/Lakes for fishing and boating	168	20.8 %
Outdoor pools	160	19.9 %
Open play areas	223	27.7 %
Playgrounds	292	36.2 %
Horseshoe/Petanque/Bocci pitches	20	2.5 %
Natural areas	420	52.1 %
Sand volleyball courts	24	3.0 %
Band-shell/Stages/Performance areas	223	27.7 %
Indoor fitness facilities	75	9.3 %
Outdoor fitness equipment/circuits	124	15.4 %
Total	4751	

**Q4. Which THREE of the parks, recreation, and cultural sites listed in Question 3 do you and members of your household visit the most often?**

<u>Top Choice</u>	<u>Number</u>	<u>Percent</u>
Walking and hiking trails	248	30.8 %
Biking trails/paths	62	7.7 %
Nature trails	74	9.2 %
Tennis courts	16	2.0 %
Pickle ball courts	40	5.0 %
Racquetball courts	3	0.4 %
Basketball courts	14	1.7 %
Softball/Baseball fields	3	0.4 %
Soccer fields	47	5.8 %
Living History Farm	6	0.7 %
Skate park	11	1.4 %
Picnic shelters	9	1.1 %
Thomas Center Galleries	14	1.7 %
Recreation centers	18	2.2 %
Community gardens	2	0.2 %
Ponds/Lakes for fishing and boating	5	0.6 %
Outdoor pools	18	2.2 %
Open play areas	11	1.4 %
Playgrounds	64	7.9 %
Horseshoe/Petanque/Bocci pitches	6	0.7 %
Natural areas	26	3.2 %
Sand volleyball courts	19	2.4 %
Band-shell/Stages/Performance areas	14	1.7 %
Indoor fitness facilities	7	0.9 %
Outdoor fitness equipment/circuits	3	0.4 %
<u>None Chosen</u>	66	8.2 %
Total	806	100.0 %



**Q4. Which THREE of the parks, recreation, and cultural sites listed in Question 3 do you and members of your household visit the most often?**

<u>2nd Choice</u>	<u>Number</u>	<u>Percent</u>
Walking and hiking trails	118	14.6 %
Biking trails/paths	56	6.9 %
Nature trails	160	19.9 %
Tennis courts	10	1.2 %
Pickle ball courts	19	2.4 %
Racquetball courts	6	0.7 %
Basketball courts	6	0.7 %
Softball/Baseball fields	5	0.6 %
Soccer fields	34	4.2 %
Living History Farm	18	2.2 %
Skate park	9	1.1 %
Picnic shelters	18	2.2 %
Thomas Center Galleries	23	2.9 %
Recreation centers	21	2.6 %
Community gardens	13	1.6 %
Ponds/Lakes for fishing and boating	8	1.0 %
Outdoor pools	21	2.6 %
Open play areas	27	3.3 %
Playgrounds	37	4.6 %
Horseshoe/Petanque/Bocci pitches	5	0.6 %
Natural areas	41	5.1 %
Sand volleyball courts	6	0.7 %
Band-shell/Stages/Performance areas	18	2.2 %
Indoor fitness facilities	12	1.5 %
Outdoor fitness equipment/circuits	4	0.5 %
<u>None Chosen</u>	111	13.8 %
Total	806	100.0 %

**Q4. Which THREE of the parks, recreation, and cultural sites listed in Question 3 do you and members of your household visit the most often?**

<u>3rd Choice</u>	<u>Number</u>	<u>Percent</u>
Walking and hiking trails	59	7.3 %
Biking trails/paths	60	7.4 %
Nature trails	80	9.9 %
Tennis courts	13	1.6 %
Pickle ball courts	20	2.5 %
Racquetball courts	5	0.6 %
Basketball courts	14	1.7 %
Softball/Baseball fields	9	1.1 %
Soccer fields	26	3.2 %
Living History Farm	20	2.5 %
Skate park	21	2.6 %
Picnic shelters	20	2.5 %
Thomas Center Galleries	23	2.9 %
Recreation centers	32	4.0 %
Community gardens	22	2.7 %
Ponds/Lakes for fishing and boating	16	2.0 %
Outdoor pools	19	2.4 %
Open play areas	22	2.7 %
Playgrounds	31	3.8 %
Horseshoe/Petanque/Bocci pitches	8	1.0 %
Natural areas	78	9.7 %
Sand volleyball courts	6	0.7 %
Band-shell/Stages/Performance areas	22	2.7 %
Indoor fitness facilities	11	1.4 %
Outdoor fitness equipment/circuits	6	0.7 %
<u>None Chosen</u>	163	20.2 %
Total	806	100.0 %



**(SUM OF TOP 3)**

**Q4. Which THREE of the parks, recreation, and cultural sites listed in Question 3 do you and members of your household visit the most often? (sum of top 3)**

Top Choice	Number	Percent
Walking and hiking trails	425	52.7 %
Biking trails/paths	178	22.1 %
Nature trails	314	39.0 %
Tennis courts	39	4.8 %
Pickle ball courts	79	9.8 %
Racquetball courts	14	1.7 %
Basketball courts	34	4.2 %
Softball/Baseball fields	17	2.1 %
Soccer fields	107	13.3 %
Living History Farm	44	5.5 %
Skate park	41	5.1 %
Picnic shelters	47	5.8 %
Thomas Center Galleries	60	7.4 %
Recreation centers	71	8.8 %
Community gardens	37	4.6 %
Ponds/Lakes for fishing and boating	29	3.6 %
Outdoor pools	58	7.2 %
Open play areas	60	7.4 %
Playgrounds	132	16.4 %
Horseshoe/Petanque/Bocci pitches	19	2.4 %
Natural areas	145	18.0 %
Sand volleyball courts	31	3.8 %
Band-shell/Stages/Performance areas	54	6.7 %
Indoor fitness facilities	30	3.7 %
Outdoor fitness equipment/circuits	13	1.6 %
None Chosen	340	42.2 %
Total	2418	

**Q5. Overall, how would you rate the physical condition of the parks, recreation, and cultural sites in the City of Gainesville you have visited?**

Rating Physical Conditions	Number	Percent
Excellent	185	23.0 %
Good	440	54.6 %
Fair	128	15.9 %
Poor	12	1.5 %
Don't know	41	5.1 %
Total	806	100.0 %

**(WITHOUT "DON'T KNOW")**

**Q5. Overall, how would you rate the physical condition of the parks, recreation, and cultural sites in the City of Gainesville you have visited? (without "don't know")**

Rating Physical Conditions	Number	Percent
Excellent	185	24.2 %
Good	440	57.5 %
Fair	128	16.7 %
Poor	12	1.6 %
Total	765	100.0 %



**Q6. Please rate how satisfied you are with the following major facilities operated by the Gainesville Parks, Recreation, and Cultural Affairs Department listed.**

(N=806)

	Very Satisfied	Satisfied	Neutral	Dissatisfied	Very Dissatisfied	Don't know
A. Quinn Jones Museum & Cultural Center	7.3%	10.3%	7.4%	0.4%	0.2%	74.3%
Albert Ray Massey Recreation Center	5.3%	13.4%	8.8%	1.1%	0.7%	70.6%
Andrew Mickle Pool	3.5%	6.3%	7.8%	1.4%	0.7%	80.3%
Bo Diddley Community Plaza	21.6%	35.2%	11.9%	3.1%	1.9%	26.3%
Clarence R. Kelly Community Center	4.3%	4.5%	6.3%	0.6%	0.4%	83.9%
Dwight D. Hunter Pool (NE Pool)	5.7%	9.8%	8.1%	1.5%	0.6%	74.3%
Eastside Recreation Center	3.1%	5.8%	8.2%	1.0%	0.7%	81.1%
Gainesville/Alachua County Sr. Recreation Center	8.8%	12.4%	7.4%	0.7%	0.2%	70.3%
H. Spurgeon Cherry Pool	3.0%	6.0%	5.8%	1.2%	1.6%	82.4%
Ironwood Golf Course Banquet Room	3.1%	5.0%	7.2%	2.2%	0.9%	81.6%
Martin Luther King Multipurpose Center	4.3%	8.6%	8.3%	1.2%	0.7%	76.8%
Martin Luther King Wellness Center	2.7%	4.3%	7.2%	0.6%	0.5%	84.6%
Porters Community Center	1.9%	3.3%	6.7%	0.7%	1.1%	86.2%
Rosa B. Williams/352Artspace	3.2%	4.8%	5.5%	0.4%	0.6%	85.5%
T.B. McPherson Recreation Center	3.0%	6.3%	7.3%	1.4%	0.9%	81.1%
Thelma Boltin Center	3.5%	7.8%	7.1%	1.0%	1.2%	79.4%
Thomas Center Rentals and Galleries	12.5%	17.9%	7.2%	0.7%	0.2%	61.4%

**(WITHOUT "DON'T KNOW")****Q6. Please rate how satisfied you are with the following major facilities operated by the Gainesville Parks, Recreation, and Cultural Affairs Department listed. (without "don't know")**

(N=806)

	Very Satisfied	Satisfied	Neutral	Dissatisfied	Very Dissatisfied
A. Quinn Jones Museum & Cultural Center	28.5%	40.1%	29.0%	1.4%	1.0%
Albert Ray Massey Recreation Center	18.1%	45.6%	30.0%	3.8%	2.5%
Andrew Mickle Pool	17.6%	32.1%	39.6%	6.9%	3.8%
Bo Diddley Community Plaza	29.3%	47.8%	16.2%	4.2%	2.5%
Clarence R. Kelly Community Center	26.9%	27.7%	39.2%	3.8%	2.3%
Dwight D. Hunter Pool (NE Pool)	22.2%	38.2%	31.4%	5.8%	2.4%
Eastside Recreation Center	16.4%	30.9%	43.4%	5.3%	3.9%
Gainesville/Alachua County Sr. Recreation Center	29.7%	41.8%	25.1%	2.5%	0.8%
H. Spurgeon Cherry Pool	16.9%	33.8%	33.1%	7.0%	9.2%
Ironwood Golf Course Banquet Room	16.9%	27.0%	39.2%	12.2%	4.7%
Martin Luther King Multipurpose Center	18.7%	36.9%	35.8%	5.3%	3.2%
Martin Luther King Wellness Center	17.7%	28.2%	46.8%	4.0%	3.2%
Porters Community Center	13.5%	24.3%	48.6%	5.4%	8.1%
Rosa B. Williams/352Artspace	22.2%	33.3%	37.6%	2.6%	4.3%
T.B. McPherson Recreation Center	15.8%	33.6%	38.8%	7.2%	4.6%
Thelma Boltin Center	16.9%	38.0%	34.3%	4.8%	6.0%
Thomas Center Rentals and Galleries	32.5%	46.3%	18.6%	1.9%	0.6%



**Q7. Please CHECK ALL the reasons that have discouraged you or other members of your household from using City of Gainesville parks, trails, facilities, or programs/events more often during the past 12 months.**

Barriers to Use	Number	Percent
Facilities are not well maintained	98	12.2 %
Facilities do not have the right equipment	66	8.2 %
Facility operating hours are not convenient	73	9.1 %
Fees are too expensive	57	7.1 %
I do not know the locations of facilities	182	22.6 %
I do not know the locations of parks	160	19.9 %
I use facilities in other Cities	15	1.9 %
Lack of accessibility for people with disabilities	44	5.5 %
Personal disability	47	5.8 %
I do not know what programs are being offered	231	28.7 %
I use facilities/programs of other organizations	50	6.2 %
I use services of other agencies	18	2.2 %
Lack of parking	106	13.2 %
Lack of transportation	59	7.3 %
Lack of quality programs	36	4.5 %
Parks are not well maintained	68	8.4 %
Poor customer service by staff	15	1.9 %
Program times are not convenient	24	3.0 %
Programs I am interested in are not offered	48	6.0 %
Registration for programs is difficult	17	2.1 %
Security is insufficient	99	12.3 %
Too far from residence	154	19.1 %
Waiting list/programs are full	12	1.5 %
We are not interested	43	5.3 %
We are too busy	162	20.1 %
Other	83	10.3 %
Total	1967	

**Q8. Have you or other members of your household participated in any recreation and cultural programs provided by the City of Gainesville during the past year?**

Q8. Have you or other members of your household participated in any recreation and cultural programs provided by the City of Gainesville during the past year?	Number	Percent
Yes	315	39.1 %
No	491	60.9 %
Total	806	100.0 %

**Q8a. Overall, how would you rate the quality of the programs that you and members of your household have participated in?**

Q8a. Overall, how would you rate the quality of the programs that you and members of your household have participated in?

	Number	Percent
Poor	4	1.3 %
Fair	31	9.8 %
Good	156	49.5 %
Excellent	121	38.4 %
Not provided	3	1.0 %
Total	315	100.0 %

**(WITHOUT "NOT PROVIDED")**

**Q8a. Overall, how would you rate the quality of the programs that you and members of your household have participated in? (without "not provided")**

Q8a. Overall, how would you rate the quality of the programs that you and members of your household have participated in?

	Number	Percent
Poor	4	1.3 %
Fair	31	9.9 %
Good	156	50.0 %
Excellent	121	38.8 %
Total	312	100.0 %

**Q8b. Please rate how satisfied you are with the recreation and culture programs listed below.**

(N=806)

	Very Satisfied	Satisfied	Neutral	Dissatisfied	Very Dissatisfied	Don't know
Youth athletic and recreation programs	7.3%	21.0%	11.4%	2.9%	1.0%	56.5%
Adult athletic and recreation programs	7.9%	20.3%	14.6%	3.2%	0.0%	54.0%
Senior recreation programs	6.3%	14.3%	10.2%	3.8%	0.6%	64.8%
Special events	27.9%	34.0%	12.1%	3.2%	0.6%	22.2%
Ease of registering for recreation programs	8.9%	21.6%	15.9%	3.8%	1.3%	48.6%
Fees charged for recreation programs	8.6%	19.7%	17.1%	5.7%	1.3%	47.6%
Aquatics Programs	3.8%	11.1%	7.9%	5.1%	1.3%	70.8%
Overall quality of recreation programs	10.8%	32.4%	16.2%	3.8%	0.3%	36.5%
Cultural art programs	22.9%	32.4%	12.1%	1.9%	0.6%	30.2%



**(WITHOUT "DON'T KNOW")****Q8b. Please rate how satisfied you are with the recreation and culture programs listed below.(without "don't know")**

(N=806)

	Very Satisfied	Satisfied	Neutral	Dissatisfied	Very Dissatisfied
Youth athletic and recreation programs	16.8%	48.2%	26.3%	6.6%	2.2%
Adult athletic and recreation programs	17.2%	44.1%	31.7%	6.9%	0.0%
Senior recreation programs	18.0%	40.5%	28.8%	10.8%	1.8%
Special events	35.9%	43.7%	15.5%	4.1%	0.8%
Ease of registering for recreation programs	17.3%	42.0%	30.9%	7.4%	2.5%
Fees charged for recreation programs	16.4%	37.6%	32.7%	10.9%	2.4%
Aquatics Programs	13.0%	38.0%	27.2%	17.4%	4.3%
Overall quality of recreation programs	17.0%	51.0%	25.5%	6.0%	0.5%
Cultural art programs	32.7%	46.4%	17.3%	2.7%	0.9%

**Q9. How do you learn about the programs, activities, and special events that are offered by the City of Gainesville Parks, Recreation and Cultural Affairs Department?**

How do you learn about the programs, activities, and special events that are offered by the City of Gainesville Parks, Recreation and Cultural Affairs Department?

	Number	Percent
City of Gainesville website	176	21.8 %
City of Gainesville e-newsletters	97	12.0 %
Fun4Gator Kids.com	114	14.1 %
Newspapers	136	16.9 %
Flyers	95	11.8 %
Word of mouth (friends and neighbors)	436	54.1 %
Signage at parks, recreation or culture facilities	158	19.6 %
Social media: Facebook	371	46.0 %
Social media: Twitter	22	2.7 %
Social media: Nextdoor	27	3.3 %
Social media: Instagram	88	10.9 %
From schools, churches, or other non-profit organizations in the community	90	11.2 %
From health clubs, gyms or other private sector organizations in the community	27	3.3 %
Email notifications	93	11.5 %
Bo Diddley Plaza marquee	116	14.4 %
By visiting/attending the park	224	27.8 %
Other	32	4.0 %
Total	2302	

**Q10. What are your most preferred ways of learning about City of Gainesville Parks, Recreation and Cultural Affairs Department programs, activities, and special events?**

Top Choice	Number	Percent
City of Gainesville website	71	8.8 %
City of Gainesville e-newsletters	73	9.1 %
Fun4Gator Kids.com	41	5.1 %
Newspapers	57	7.1 %
Flyers	28	3.5 %
Word of mouth (friends and neighbors)	79	9.8 %
Signage at parks, recreation or culture facilities	21	2.6 %
Social media: Facebook	218	27.0 %
Social media: Twitter	7	0.9 %
Social media: Nextdoor	5	0.6 %
Social media: Instagram	41	5.1 %
From schools, churches, or other non-profit organizations in the community	10	1.2 %
Email notifications	68	8.4 %
Bo Diddley Plaza marquee	5	0.6 %
By visiting/attending the park	25	3.1 %
Not provided	57	7.1 %
Total	806	100.0 %

**Q10. What are your most preferred ways of learning about City of Gainesville Parks, Recreation and Cultural Affairs Department programs, activities, and special events?**

2nd Choice	Number	Percent
City of Gainesville website	66	8.2 %
City of Gainesville e-newsletters	46	5.7 %
Fun4Gator Kids.com	28	3.5 %
Newspapers	34	4.2 %
Flyers	35	4.3 %
Word of mouth (friends and neighbors)	104	12.9 %
Signage at parks, recreation or culture facilities	46	5.7 %
Social media: Facebook	123	15.3 %
Social media: Twitter	10	1.2 %
Social media: Nextdoor	9	1.1 %
Social media: Instagram	41	5.1 %
From schools, churches, or other non-profit organizations in the community	22	2.7 %
From health clubs, gyms or other private sector organizations in the community	8	1.0 %
Email notifications	58	7.2 %
Bo Diddley Plaza marquee	13	1.6 %
By visiting/attending the park	32	4.0 %
Not provided	131	16.3 %
Total	806	100.0 %

**Q10. What are your most preferred ways of learning about City of Gainesville Parks, Recreation and Cultural Affairs Department programs, activities, and special events?**

Third Choice	Number	Percent
City of Gainesville website	55	6.8 %
City of Gainesville e-newsletters	35	4.3 %
Fun4Gator Kids.com	16	2.0 %
Newspapers	24	3.0 %
Flyers	44	5.5 %
Word of mouth (friends and neighbors)	73	9.1 %
Signage at parks, recreation or culture facilities	43	5.3 %
Social media: Facebook	53	6.6 %
Social media: Twitter	12	1.5 %
Social media: Nextdoor	11	1.4 %
Social media: Instagram	20	2.5 %
From schools, churches, or other non-profit organizations in the community	36	4.5 %
From health clubs, gyms or other private sector organizations in the community	6	0.7 %
Email notifications	59	7.3 %
Bo Diddley Plaza marquee	14	1.7 %
By visiting/attending the park	47	5.8 %
Not provided	258	32.0 %
Total	806	100.0 %

**(SUM OF TOP 3)****Q10. What are your most preferred ways of learning about City of Gainesville Parks, Recreation and Cultural Affairs Department programs, activities, and special events? (sum of top 3)**

Top Choice	Number	Percent
City of Gainesville website	192	23.8 %
City of Gainesville e-newsletters	154	19.1 %
Fun4Gator Kids.com	85	10.5 %
Newspapers	115	14.3 %
Flyers	107	13.3 %
Word of mouth (friends and neighbors)	256	31.8 %
Signage at parks, recreation or culture facilities	110	13.6 %
Social media: Facebook	394	48.9 %
Social media: Twitter	29	3.6 %
Social media: Nextdoor	25	3.1 %
Social media: Instagram	102	12.7 %
From schools, churches, or other non-profit organizations in the community	68	8.4 %
From health clubs, gyms or other private sector organizations in the community	14	1.7 %
Email notifications	185	23.0 %
Bo Diddley Plaza marquee	32	4.0 %
By visiting/attending the park	104	12.9 %
Not provided	446	55.3 %
Total	2418	



**Q11. Please rate the importance of the following ways that the City of Gainesville Parks, Recreation, and Cultural Affairs Department can help address racial, gender, and age inequities.**

(N=806)

	Very Important	Somewhat Important	Not Important	Not Sure
Provide a broad spectrum of programs, activity, facilities, and equipment for residents of all ages, races, genders, and abilities to experience.	66.6%	18.5%	5.1%	9.8%
Provide programs and activities that are free, low-cost, market-rate, or include scholarships.	69.1%	18.1%	3.8%	8.9%
Provide information in multiple languages, including for residents that are hearing or vision impaired.	44.3%	29.2%	12.4%	14.1%
Provide a variety of convenient transportation options for residents to easily get to programs, activities, facilities, and parks such as bus, micro-bus, electrical scooters, electrical bikes, etc.	43.7%	30.8%	12.5%	13.0%
Provide well-trained staff that are kind, knowledgably, and helpful in connecting residents to the full spectrum of available government services.	64.5%	22.5%	4.1%	8.9%
Provide high-quality parks, facilities, and equipment throughout the City.	74.6%	15.8%	2.0%	7.7%
Provide a range of opportunities for residents to collaborate in decision-making for the planning, design, and implementation of parks, recreation, and cultural amenities, programs, and activities.	52.4%	33.1%	5.0%	9.6%
Ensure that all residents feel welcomed in all of the City's parks, recreation, and cultural facilities and are enriched after visiting and participating in programs and activities.	73.9%	13.8%	2.9%	9.4%
Other	100.0%	0.0%	0.0%	0.0%

**(WITHOUT "NOT SURE")****Q11. Please rate the importance of the following ways that the City of Gainesville Parks, Recreation, and Cultural Affairs Department can help address racial, gender, and age inequities. (without "not sure")**

(N=806)

	Very Important	Somewhat Important	Not Important
Provide a broad spectrum of programs, activity, facilities, and equipment for residents of all ages, races, genders, and abilities to experience.	73.9%	20.5%	5.6%
Provide programs and activities that are free, low-cost, market-rate, or include scholarships.	75.9%	19.9%	4.2%
Provide information in multiple languages, including for residents that are hearing or vision impaired.	51.6%	34.0%	14.5%
Provide a variety of convenient transportation options for residents to easily get to programs, activities, facilities, and parks such as bus, micro-bus, electrical scooters, electrical bikes, etc.	50.2%	35.4%	14.4%
Provide well-trained staff that are kind, knowledgably, and helpful in connecting residents to the full spectrum of available government services.	70.8%	24.7%	4.5%
Provide high-quality parks, facilities, and equipment throughout the City.	80.8%	17.1%	2.2%
Provide a range of opportunities for residents to collaborate in decision-making for the planning, design, and implementation of parks, recreation, and cultural amenities, programs, and activities.	57.9%	36.6%	5.5%
Ensure that all residents feel welcomed in all of the City's parks, recreation, and cultural facilities and are enriched after visiting and participating in programs and activities.	81.6%	15.2%	3.2%
Other	100.0%	0.0%	0.0%

**Q12. Which FOUR of the items from the list in Question 11 on the previous page are MOST IMPORTANT to your household?**

<u>Top Choice</u>	<u>Number</u>	<u>Percent</u>
Provide a broad spectrum of programs, activities, facilities, and equipment for residents of all ages, races, genders, and abilities to experience	256	31.8 %
Provide programs and activities that are free, low-cost, market-rate, or include scholarships	153	19.0 %
Provide information in multiple languages, including for residents that are hearing or vision impaired	16	2.0 %
Provide a variety of convenient transportation options for residents to easily get to programs, activities, facilities, and parks such as bus, micro-bus, electrical scooters, electrical bikes, etc.	42	5.2 %
Provide well-trained staff that are kind, knowledgeable, and helpful in connecting residents to the full spectrum of available government services.	49	6.1 %
Provide high-quality parks, facilities, and equipment throughout the City.	118	14.6 %
Provide a range of opportunities for residents to collaborate in decision-making for the planning, design, and implementation of parks, recreation, and cultural amenities, programs, and activities.	39	4.8 %
Ensure that all residents feel welcomed in all of the City's parks, recreation, and cultural facilities and are enriched after visiting and participating in programs and activities	42	5.2 %
<u>Not provided</u>	<u>91</u>	<u>11.3 %</u>
Total	806	100.0 %



**Q12. Which FOUR of the items from the list in Question 11 on the previous page are MOST IMPORTANT to your household?**

<u>2nd Choice</u>	<u>Number</u>	<u>Percent</u>
Provide a broad spectrum of programs, activities, facilities, and equipment for residents of all ages, races, genders, and abilities to experience	125	15.5 %
Provide programs and activities that are free, low-cost, market-rate, or include scholarships	183	22.7 %
Provide information in multiple languages, including for residents that are hearing or vision impaired	18	2.2 %
Provide a variety of convenient transportation options for residents to easily get to programs, activities, facilities, and parks such as bus, micro-bus, electrical scooters, electrical bikes, etc.	43	5.3 %
Provide well-trained staff that are kind, knowledgeable, and helpful in connecting residents to the full spectrum of available government services.	100	12.4 %
Provide high-quality parks, facilities, and equipment throughout the City.	119	14.8 %
Provide a range of opportunities for residents to collaborate in decision-making for the planning, design, and implementation of parks, recreation, and cultural amenities, programs, and activities.	40	5.0 %
Ensure that all residents feel welcomed in all of the City's parks, recreation, and cultural facilities and are enriched after visiting and participating in programs and activities	57	7.1 %
<u>Not provided</u>	<u>121</u>	<u>15.0 %</u>
Total	806	100.0 %

**Q12. Which FOUR of the items from the list in Question 11 on the previous page are MOST IMPORTANT to your household?**

<u>3rd Choice</u>	<u>Number</u>	<u>Percent</u>
Provide a broad spectrum of programs, activities, facilities, and equipment for residents of all ages, races, genders, and abilities to experience	88	10.9 %
Provide programs and activities that are free, low-cost, market-rate, or include scholarships	78	9.7 %
Provide information in multiple languages, including for residents that are hearing or vision impaired	38	4.7 %
Provide a variety of convenient transportation options for residents to easily get to programs, activities, facilities, and parks such as bus, micro-bus, electrical scooters, electrical bikes, etc.	62	7.7 %
Provide well-trained staff that are kind, knowledgeable, and helpful in connecting residents to the full spectrum of available government services.	99	12.3 %
Provide high-quality parks, facilities, and equipment throughout the City.	107	13.3 %
Provide a range of opportunities for residents to collaborate in decision-making for the planning, design, and implementation of parks, recreation, and cultural amenities, programs, and activities.	68	8.4 %
Ensure that all residents feel welcomed in all of the City's parks, recreation, and cultural facilities and are enriched after visiting and participating in programs and activities	106	13.2 %
<u>Not provided</u>	<u>160</u>	<u>19.9 %</u>
Total	806	100.0 %

**Q12. Which FOUR of the items from the list in Question 11 on the previous page are MOST IMPORTANT to your household?**

<u>4th Choice</u>	<u>Number</u>	<u>Percent</u>
Provide a broad spectrum of programs, activities, facilities, and equipment for residents of all ages, races, genders, and abilities to experience	60	7.4 %
Provide programs and activities that are free, low-cost, market-rate, or include scholarships	65	8.1 %
Provide information in multiple languages, including for residents that are hearing or vision impaired	35	4.3 %
Provide a variety of convenient transportation options for residents to easily get to programs, activities, facilities, and parks such as bus, micro-bus, electrical scooters, electrical bikes, etc.	60	7.4 %
Provide well-trained staff that are kind, knowledgeable, and helpful in connecting residents to the full spectrum of available government services.	80	9.9 %
Provide high-quality parks, facilities, and equipment throughout the City.	70	8.7 %
Provide a range of opportunities for residents to collaborate in decision-making for the planning, design, and implementation of parks, recreation, and cultural amenities, programs, and activities.	67	8.3 %
Ensure that all residents feel welcomed in all of the City's parks, recreation, and cultural facilities and are enriched after visiting and participating in programs and activities	112	13.9 %
<u>Not provided</u>	<u>257</u>	<u>31.9 %</u>
Total	806	100.0 %



**(SUM OF TOP 3)****Q12. Which FOUR of the items from the list in Question 11 on the previous page are MOST IMPORTANT to your household? (sum of top 3)**

Top Choice	Number	Percent
Provide a broad spectrum of programs, activities, facilities, and equipment for residents of all ages, races, genders, and abilities to experience	529	65.6 %
Provide programs and activities that are free, low-cost, market-rate, or include scholarships	479	59.4 %
Provide information in multiple languages, including for residents that are hearing or vision impaired	107	13.3 %
Provide a variety of convenient transportation options for residents to easily get to programs, activities, facilities, and parks such as bus, micro-bus, electrical scooters, electrical bikes, etc.	207	25.7 %
Provide well-trained staff that are kind, knowledgeable, and helpful in connecting residents to the full spectrum of available government services.	328	40.7 %
Provide high-quality parks, facilities, and equipment throughout the City.	414	51.4 %
Provide a range of opportunities for residents to collaborate in decision-making for the planning, design, and implementation of parks, recreation, and cultural amenities, programs, and activities.	214	26.6 %
Ensure that all residents feel welcomed in all of the City's parks, recreation, and cultural facilities and are enriched after visiting and participating in programs and activities	317	39.3 %
<u>Not provided</u>	<u>629</u>	<u>78.0 %</u>
Total	3224	

**Q14. Please indicate if you or any member of your household has a need for each of the parks, recreational, and cultural facilities/amenities listed below**

(N=806)

	Yes	No
Walking, jogging, and nature trails	75.1%	24.9%
Bicycle/Walking/Multipurpose trails	54.7%	45.3%
Mountain bike/dirt bike trails	17.1%	82.9%
Soccer fields/multipurpose fields	14.8%	85.2%
Youth baseball and softball fields	7.9%	92.1%
Adult softball fields	5.2%	94.8%
Nature center	44.9%	55.1%
Kayak and canoe launches	29.7%	70.3%
Fishing piers	20.1%	79.9%
Playgrounds	32.8%	67.2%
Picnic shelters	36.7%	63.3%
Outdoor amphitheater	25.9%	74.1%
Outdoor swimming pools/water parks	27.5%	72.5%
Spray/Splash pads	20.6%	79.4%
Disc golf course	10.4%	89.6%
Farmers' market	52.2%	47.8%
Community gardens	29.7%	70.3%
Golf course	6.8%	93.2%
Tennis courts	12.5%	87.5%
Basketball courts	10.4%	89.6%
Small neighborhood parks	42.4%	57.6%
Large community parks	35.2%	64.8%

**Q14. Please indicate if you or any member of your household has a need for each of the parks, recreational, and cultural facilities/amenities listed below**

	Yes	No
Dog parks	32.1%	67.9%
Skate parks	10.9%	89.1%
Indoor theater	16.3%	83.7%
Indoor pool	17.4%	82.6%
Outdoor jogging track	12.7%	87.3%
Performing arts centers	31.8%	68.2%
Arts galleries	31.4%	68.6%
Pickleball court	12.2%	87.8%
Indoor jogging track	10.2%	89.8%
Other	3.7%	96.3%



**Q14. If "Yes," please rate how well your need for facilities/amenities of this type is being met using a scale of 1 to 4, where 4 means needs are "Fully Met" and 1 means needs are "Not Met."**

(N=765)

	100% Met	75% Met	50% Met	25% Met	0% Met
Walking, jogging, and nature trails	35.7%	39.1%	19.6%	4.0%	1.6%
Bicycle/Walking/Multipurpose trails	28.2%	40.2%	21.3%	8.6%	1.7%
Mountain bike/dirt bike trails	11.5%	31.1%	23.0%	21.3%	13.1%
Soccer fields/multipurpose fields	34.6%	27.1%	22.4%	10.3%	5.6%
Youth baseball and softball fields	21.1%	22.8%	35.1%	14.0%	7.0%
Adult softball fields	21.9%	34.4%	21.9%	9.4%	12.5%
Nature center	26.2%	36.4%	26.2%	8.1%	3.0%
Kayak and canoe launches	9.5%	20.0%	21.0%	30.5%	19.0%
Fishing piers	8.1%	9.6%	34.1%	25.2%	23.0%
Playgrounds	38.6%	37.4%	15.4%	7.3%	1.2%
Picnic shelters	26.0%	41.8%	17.9%	11.7%	2.6%
Outdoor amphitheater	27.4%	18.9%	20.5%	23.2%	10.0%
Outdoor swimming pools/water parks	22.5%	25.5%	27.5%	17.2%	7.4%
Spray/Splash pads	14.9%	18.2%	28.6%	27.3%	11.0%
Disc golf course	24.4%	28.2%	20.5%	20.5%	6.4%
Farmers' market	30.8%	24.6%	21.5%	15.8%	7.3%
Community gardens	16.3%	25.0%	25.0%	18.8%	14.9%
Golf course	28.3%	23.9%	19.6%	19.6%	8.7%
Tennis courts	30.6%	21.2%	25.9%	14.1%	8.2%
Basketball courts	26.5%	26.5%	29.4%	10.3%	7.4%
Small neighborhood parks	25.2%	26.8%	26.5%	14.2%	7.4%
Large community parks	33.2%	33.6%	18.4%	11.3%	3.5%

**Q14. If "Yes," please rate how well your need for facilities/amenities of this type is being met using a scale of 1 to 4, where 4 means needs are "Fully Met" and 1 means needs are "Not Met."**

	100% Met	75% Met	50% Met	25% Met	0% Met
Dog parks	17.5%	25.6%	29.9%	18.4%	8.5%
Skate parks	17.7%	20.3%	29.1%	24.1%	8.9%
Indoor theater	21.1%	13.8%	22.0%	19.3%	23.9%
Indoor pool	1.7%	6.1%	11.3%	13.9%	67.0%
Outdoor jogging track	19.8%	19.8%	24.4%	19.8%	16.3%
Performing arts centers	26.4%	28.1%	24.2%	13.0%	8.2%
Arts galleries	21.6%	33.5%	23.8%	14.5%	6.6%
Pickleball court	7.1%	16.5%	20.0%	37.6%	18.8%
Indoor jogging track	4.5%	6.1%	4.5%	19.7%	65.2%
Other	12.5%	8.3%	8.3%	25.0%	45.8%

**Q15. Which FOUR amenities from the list in Question 14 are MOST IMPORTANT to your household?**

Top Choice	Number	Percent
Walking, jogging, and nature trails	319	39.6 %
Bicycle/Walking/Multipurpose trails	62	7.7 %
Mountain bike/dirt bike trails	14	1.7 %
Soccer fields/multipurpose fields	13	1.6 %
Youth baseball and softball fields	2	0.2 %
Adult softball fields	1	0.1 %
Nature center	20	2.5 %
Kayak and canoe launches	9	1.1 %
Fishing piers	10	1.2 %
Playgrounds	57	7.1 %
Picnic shelters	10	1.2 %
Outdoor amphitheater	9	1.1 %
Outdoor swimming pools/water parks	15	1.9 %
Spray/Splash pads	6	0.7 %
Disc golf course	12	1.5 %
Farmers' market	27	3.3 %
Community gardens	9	1.1 %
Golf course	5	0.6 %
Tennis courts	6	0.7 %
Basketball courts	7	0.9 %
Small neighborhood parks	14	1.7 %
Large community parks	8	1.0 %
Dog parks	25	3.1 %
Skate parks	4	0.5 %
Indoor theater	2	0.2 %
Indoor pool	16	2.0 %
Outdoor jogging track	1	0.1 %
Performing arts centers	11	1.4 %
Arts galleries	6	0.7 %
Pickleball court	34	4.2 %
Indoor jogging track	3	0.4 %
None Chosen	69	8.6 %
Total	806	100.0 %



**Q15. Which FOUR amenities from the list in Question 14 are MOST IMPORTANT to your household?**

<u>2nd Choice</u>	<u>Number</u>	<u>Percent</u>
Walking, jogging, and nature trails	107	13.3 %
Bicycle/Walking/Multipurpose trails	132	16.4 %
Mountain bike/dirt bike trails	12	1.5 %
Soccer fields/multipurpose fields	13	1.6 %
Youth baseball and softball fields	9	1.1 %
Adult softball fields	2	0.2 %
Nature center	57	7.1 %
Kayak and canoe launches	25	3.1 %
Fishing piers	24	3.0 %
Playgrounds	41	5.1 %
Picnic shelters	21	2.6 %
Outdoor amphitheater	15	1.9 %
Outdoor swimming pools/water parks	16	2.0 %
Spray/Splash pads	17	2.1 %
Disc golf course	6	0.7 %
Farmers' market	55	6.8 %
Community gardens	9	1.1 %
Golf course	6	0.7 %
Tennis courts	7	0.9 %
Basketball courts	3	0.4 %
Small neighborhood parks	22	2.7 %
Large community parks	14	1.7 %
Dog parks	23	2.9 %
Skate parks	4	0.5 %
Indoor theater	6	0.7 %
Indoor pool	11	1.4 %
Outdoor jogging track	3	0.4 %
Performing arts centers	12	1.5 %
Arts galleries	15	1.9 %
Pickleball court	5	0.6 %
Indoor jogging track	5	0.6 %
<u>None Chosen</u>	<u>109</u>	<u>13.5 %</u>
Total	806	100.0 %

**Q15. Which FOUR amenities from the list in Question 14 are MOST IMPORTANT to your household?**

3rd Choice	Number	Percent
Walking, jogging, and nature trails	47	5.8 %
Bicycle/Walking/Multipurpose trails	39	4.8 %
Mountain bike/dirt bike trails	13	1.6 %
Soccer fields/multipurpose fields	15	1.9 %
Youth baseball and softball fields	1	0.1 %
Adult softball fields	4	0.5 %
Nature center	51	6.3 %
Kayak and canoe launches	34	4.2 %
Fishing piers	23	2.9 %
Playgrounds	41	5.1 %
Picnic shelters	40	5.0 %
Outdoor amphitheater	21	2.6 %
Outdoor swimming pools/water parks	27	3.3 %
Spray/Splash pads	19	2.4 %
Disc golf course	3	0.4 %
Farmers' market	66	8.2 %
Community gardens	18	2.2 %
Golf course	7	0.9 %
Tennis courts	7	0.9 %
Basketball courts	3	0.4 %
Small neighborhood parks	37	4.6 %
Large community parks	18	2.2 %
Dog parks	35	4.3 %
Skate parks	8	1.0 %
Indoor theater	12	1.5 %
Indoor pool	12	1.5 %
Outdoor jogging track	4	0.5 %
Performing arts centers	25	3.1 %
Arts galleries	20	2.5 %
Pickleball court	8	1.0 %
Indoor jogging track	5	0.6 %
None Chosen	143	17.7 %
Total	806	100.0 %

**Q15. Which FOUR amenities from the list in Question 14 are MOST IMPORTANT to your household?**

4th Choice	Number	Percent
Walking, jogging, and nature trails	41	5.1 %
Bicycle/Walking/Multipurpose trails	31	3.8 %
Mountain bike/dirt bike trails	15	1.9 %
Soccer fields/multipurpose fields	8	1.0 %
Youth baseball and softball fields	4	0.5 %
Adult softball fields	2	0.2 %
Nature center	35	4.3 %
Kayak and canoe launches	31	3.8 %
Fishing piers	14	1.7 %
Playgrounds	23	2.9 %
Picnic shelters	24	3.0 %
Outdoor amphitheater	28	3.5 %
Outdoor swimming pools/water parks	30	3.7 %
Spray/Splash pads	14	1.7 %
Disc golf course	10	1.2 %
Farmers' market	63	7.8 %
Community gardens	26	3.2 %
Golf course	5	0.6 %
Tennis courts	7	0.9 %
Basketball courts	6	0.7 %
Small neighborhood parks	27	3.3 %
Large community parks	23	2.9 %
Dog parks	22	2.7 %
Skate parks	12	1.5 %
Indoor theater	12	1.5 %
Indoor pool	9	1.1 %
Outdoor jogging track	4	0.5 %
Performing arts centers	19	2.4 %
Arts galleries	19	2.4 %
Pickleball court	12	1.5 %
Indoor jogging track	5	0.6 %
None Chosen	225	27.9 %
Total	806	100.0 %



**(SUM OF TOP 4)****Q15. Which FOUR amenities from the list in Question 14 are MOST IMPORTANT to your household?(sum of top 4)**

Top Choice	Number	Percent
Walking, jogging, and nature trails	514	63.8 %
Bicycle/Walking/Multipurpose trails	264	32.8 %
Mountain bike/dirt bike trails	54	6.7 %
Soccer fields/multipurpose fields	49	6.1 %
Youth baseball and softball fields	16	2.0 %
Adult softball fields	9	1.1 %
Nature center	163	20.2 %
Kayak and canoe launches	99	12.3 %
Fishing piers	71	8.8 %
Playgrounds	162	20.1 %
Picnic shelters	95	11.8 %
Outdoor amphitheater	73	9.1 %
Outdoor swimming pools/water parks	88	10.9 %
Spray/Splash pads	56	6.9 %
Disc golf course	31	3.8 %
Farmers' market	211	26.2 %
Community gardens	62	7.7 %
Golf course	23	2.9 %
Tennis courts	27	3.3 %
Basketball courts	19	2.4 %
Small neighborhood parks	100	12.4 %
Large community parks	63	7.8 %
Dog parks	105	13.0 %
Skate parks	28	3.5 %
Indoor theater	32	4.0 %
Indoor pool	48	6.0 %
Outdoor jogging track	12	1.5 %
Performing arts centers	67	8.3 %
Arts galleries	60	7.4 %
Pickleball court	59	7.3 %
Indoor jogging track	18	2.2 %
None Chosen	546	67.7 %
Total	3224	

**Q16. Please indicate if you or any member of your household has a need for each of the recreation programs/activities listed below**

(N=806)

	Yes	No
Preschool programs	11.2%	88.8%
Youth art, music, dance, or theater classes	20.8%	79.2%
Youth enrichment/social development	16.4%	83.6%
Birthday parties	14.4%	85.6%
Community special events	31.3%	68.7%
Senior adult programs	28.4%	71.6%
Swim lessons	14.8%	85.2%
Adult water fitness programs	21.7%	78.3%
Adult fitness classes	31.6%	68.4%
Adult art, music, dance, or theater	29.3%	70.7%
Adult sports leagues	14.3%	85.7%
Youths sports leagues	12.4%	87.6%
Youth fitness classes	8.2%	91.8%
Nature programs/environmental education	37.8%	62.2%
Fishing and boating programs	16.4%	83.6%
Community gardening	21.6%	78.4%
Volunteer opportunities	26.4%	73.6%
History programs	22.1%	77.9%
Travel programs	17.6%	82.4%
Programs for pets and owners	20.1%	79.9%
Wellness screenings	16.5%	83.5%

**Q16. Please indicate if you or any member of your household has a need for each of the recreation programs/activities listed below**

	Yes	No
Enrichment classes (sewing, cooking, etc.)	29.3%	70.7%
Programs for people with special needs	10.2%	89.8%
After school programs	14.3%	85.7%
Summer camps	14.5%	85.5%
Transportation services for adults over 65	12.4%	87.6%
Daily meals for adults 65 and older	10.8%	89.2%



**Q16. If "Yes," please rate how well your need for programs/activities of this type are being met using a scale of 1 to 4, where 4 means needs are "Fully Met" and 1 means needs are "Not Met."**

(N=713)

	100% Met	75% Met	50% Met	25% Met	0% Met
Preschool programs	17.1%	17.1%	26.3%	15.8%	23.7%
Youth art, music, dance, or theater classes	8.0%	15.9%	34.8%	18.8%	22.5%
Youth enrichment/social development	9.0%	13.5%	36.0%	18.9%	22.5%
Birthday parties	20.6%	25.8%	30.9%	17.5%	5.2%
Community special events	15.0%	32.3%	35.5%	10.5%	6.8%
Senior adult programs	9.9%	21.9%	35.9%	19.8%	12.5%
Swim lessons	12.1%	16.2%	17.2%	23.2%	31.3%
Adult water fitness programs	7.1%	5.0%	23.4%	28.4%	36.2%
Adult fitness classes	6.4%	15.3%	25.6%	23.2%	29.6%
Adult art, music, dance, or theater	8.2%	22.2%	28.4%	21.6%	19.6%
Adult sports leagues	7.1%	14.3%	26.5%	27.6%	24.5%
Youths sports leagues	15.7%	24.1%	30.1%	19.3%	10.8%
Youth fitness classes	7.1%	16.1%	25.0%	26.8%	25.0%
Nature programs/environmental education	13.3%	31.8%	30.3%	14.8%	9.8%
Fishing and boating programs	6.5%	10.2%	15.7%	32.4%	35.2%
Community gardening	8.8%	16.2%	22.3%	29.7%	23.0%
Volunteer opportunities	14.6%	18.1%	28.7%	21.1%	17.5%
History programs	4.6%	16.3%	28.1%	27.5%	23.5%
Travel programs	3.6%	1.8%	17.3%	21.8%	55.5%
Programs for pets and owners	3.7%	11.9%	21.5%	30.4%	32.6%
Wellness screenings	6.6%	14.2%	20.8%	29.2%	29.2%

**Q16. If "Yes," please rate how well your need for programs/activities of this type are being met using a scale of 1 to 4, where 4 means needs are "Fully Met" and 1 means needs are "Not Met."**

	100% Met	75% Met	50% Met	25% Met	0% Met
Enrichment classes (sewing, cooking, etc.)	4.1%	8.2%	19.9%	26.5%	41.3%
Programs for people with special needs	4.5%	13.4%	20.9%	34.3%	26.9%
After school programs	12.5%	16.7%	28.1%	22.9%	19.8%
Summer camps	13.4%	17.5%	33.0%	16.5%	19.6%
Transportation services for adults over 65	5.6%	16.9%	28.2%	12.7%	36.6%
Daily meals for adults 65 and older	6.5%	11.3%	17.7%	30.6%	33.9%

**Q17. Which FOUR activities/programs listed in Question 16 are MOST IMPORTANT to your household?**

Top Choice	Number	Percent
Preschool programs	38	4.7 %
Youth art, music, dance, or theater classes	34	4.2 %
Youth enrichment/social development	16	2.0 %
Birthday parties	9	1.1 %
Community special events	89	11.0 %
Senior adult programs	71	8.8 %
Swim lessons	16	2.0 %
Adult water fitness programs	31	3.8 %
Adult fitness classes	32	4.0 %
Adult art, music, dance, or theater	38	4.7 %
Adult sports leagues	18	2.2 %
Youths sports leagues	9	1.1 %
Youth fitness classes	4	0.5 %
Nature programs/environmental education	67	8.3 %
Fishing and boating programs	13	1.6 %
Community gardening	19	2.4 %
Volunteer opportunities	14	1.7 %
History programs	7	0.9 %
Travel programs	4	0.5 %
Programs for pets and owners	25	3.1 %
Wellness screenings	13	1.6 %
Enrichment classes (sewing, cooking, etc.)	26	3.2 %
Programs for people with special needs	9	1.1 %
After school programs	16	2.0 %
Summer camps	12	1.5 %
Transportation services for adults over 65	17	2.1 %
Daily meals for adults 65 and older	6	0.7 %
None chosen	153	19.0 %
Total	806	100.0 %

**Q17. Which FOUR activities/programs listed in Question 16 are MOST IMPORTANT to your household?**

<u>2nd Choice</u>	<u>Number</u>	<u>Percent</u>
Preschool programs	13	1.6 %
Youth art, music, dance, or theater classes	22	2.7 %
Youth enrichment/social development	19	2.4 %
Birthday parties	17	2.1 %
Community special events	39	4.8 %
Senior adult programs	46	5.7 %
Swim lessons	17	2.1 %
Adult water fitness programs	39	4.8 %
Adult fitness classes	53	6.6 %
Adult art, music, dance, or theater	48	6.0 %
Adult sports leagues	13	1.6 %
Youths sports leagues	19	2.4 %
Youth fitness classes	2	0.2 %
Nature programs/environmental education	59	7.3 %
Fishing and boating programs	20	2.5 %
Community gardening	20	2.5 %
Volunteer opportunities	22	2.7 %
History programs	17	2.1 %
Travel programs	9	1.1 %
Programs for pets and owners	19	2.4 %
Wellness screenings	10	1.2 %
Enrichment classes (sewing, cooking, etc.)	21	2.6 %
Programs for people with special needs	3	0.4 %
After school programs	11	1.4 %
Summer camps	11	1.4 %
Transportation services for adults over 65	9	1.1 %
Daily meals for adults 65 and older	11	1.4 %
<u>None chosen</u>	<u>217</u>	<u>26.9 %</u>
Total	806	100.0 %



**Q17. Which FOUR activities/programs listed in Question 16 are MOST IMPORTANT to your household?**

3rd Choice	Number	Percent
Preschool programs	9	1.1 %
Youth art, music, dance, or theater classes	14	1.7 %
Youth enrichment/social development	12	1.5 %
Birthday parties	10	1.2 %
Community special events	32	4.0 %
Senior adult programs	24	3.0 %
Swim lessons	8	1.0 %
Adult water fitness programs	14	1.7 %
Adult fitness classes	36	4.5 %
Adult art, music, dance, or theater	47	5.8 %
Adult sports leagues	9	1.1 %
Youths sports leagues	7	0.9 %
Youth fitness classes	5	0.6 %
Nature programs/environmental education	56	6.9 %
Fishing and boating programs	23	2.9 %
Community gardening	26	3.2 %
Volunteer opportunities	27	3.3 %
History programs	34	4.2 %
Travel programs	17	2.1 %
Programs for pets and owners	18	2.2 %
Wellness screenings	21	2.6 %
Enrichment classes (sewing, cooking, etc.)	44	5.5 %
Programs for people with special needs	7	0.9 %
After school programs	13	1.6 %
Summer camps	12	1.5 %
Transportation services for adults over 65	7	0.9 %
Daily meals for adults 65 and older	10	1.2 %
None chosen	264	32.8 %
Total	806	100.0 %

**Q17. Which FOUR activities/programs listed in Question 16 are MOST IMPORTANT to your household?**

4th Choice	Number	Percent
Preschool programs	11	1.4 %
Youth art, music, dance, or theater classes	9	1.1 %
Youth enrichment/social development	21	2.6 %
Birthday parties	8	1.0 %
Community special events	36	4.5 %
Senior adult programs	15	1.9 %
Swim lessons	10	1.2 %
Adult water fitness programs	16	2.0 %
Adult fitness classes	16	2.0 %
Adult art, music, dance, or theater	19	2.4 %
Adult sports leagues	10	1.2 %
Youths sports leagues	6	0.7 %
Youth fitness classes	5	0.6 %
Nature programs/environmental education	46	5.7 %
Fishing and boating programs	18	2.2 %
Community gardening	30	3.7 %
Volunteer opportunities	30	3.7 %
History programs	25	3.1 %
Travel programs	20	2.5 %
Programs for pets and owners	18	2.2 %
Wellness screenings	20	2.5 %
Enrichment classes (sewing, cooking, etc.)	42	5.2 %
Programs for people with special needs	7	0.9 %
After school programs	17	2.1 %
Summer camps	12	1.5 %
Transportation services for adults over 65	8	1.0 %
Daily meals for adults 65 and older	13	1.6 %
None chosen	318	39.5 %
Total	806	100.0 %

**(SUM OF TOP 4)**

**Q17. Which FOUR activities/programs listed in Question 16 are MOST IMPORTANT to your household?(sum of top 4)**

Top Choice	Number	Percent
Preschool programs	71	8.8 %
Youth art, music, dance, or theater classes	79	9.8 %
Youth enrichment/social development	68	8.4 %
Birthday parties	44	5.5 %
Community special events	196	24.3 %
Senior adult programs	156	19.4 %
Swim lessons	51	6.3 %
Adult water fitness programs	100	12.4 %
Adult fitness classes	137	17.0 %
Adult art, music, dance, or theater	152	18.9 %
Adult sports leagues	50	6.2 %
Youths sports leagues	41	5.1 %
Youth fitness classes	16	2.0 %
Nature programs/environmental education	228	28.3 %
Fishing and boating programs	74	9.2 %
Community gardening	95	11.8 %
Volunteer opportunities	93	11.5 %
History programs	83	10.3 %
Travel programs	50	6.2 %
Programs for pets and owners	80	9.9 %
Wellness screenings	64	7.9 %
Enrichment classes (sewing, cooking, etc.)	133	16.5 %
Programs for people with special needs	26	3.2 %
After school programs	57	7.1 %
Summer camps	47	5.8 %
Transportation services for adults over 65	41	5.1 %
Daily meals for adults 65 and older	40	5.0 %
None chosen	952	118.1 %
Total	3224	



**Q18. Please indicate how supportive you would be of each of the following actions that the City of Gainesville could take to improve the parks and recreation system.**

(N=806)

	Very Supportive	Somewhat Supportive	Not Sure	Not Supportive
Develop parks for un-organized and free play/general community recreation access and that are not permitted for organized sports.	47.8%	23.2%	25.1%	4.0%
Develop additional outdoor sports facilities for organized sports (e.g., soccer, football, lacrosse, basketball, volleyball, baseball, softball, etc.)	28.8%	28.7%	33.9%	8.7%
Develop indoor recreation centers in each quadrant of the city (e.g., SW, SE, NE, NW) with community space and multi-purpose indoor gymnasium that provide opportunities to play indoor basketball, volleyball, pickleball, and participate in variety of programs and activities.	44.3%	22.2%	28.0%	5.5%
Develop a significant park with a variety of active and passive outdoor activities in each quadrant of the city (e.g., SW, SE, NE, NW).	51.9%	21.6%	23.3%	3.2%
Develop a one-stop center in each quadrant of the city (e.g., SW, SE, NE, NW) where residents can learn about and access the full array of government services.	40.1%	23.3%	28.8%	7.8%
Development of walking and biking facilities	56.7%	19.2%	20.7%	3.3%
Increase safety and security measures in parks (e.g., increase lighting, security cameras, call boxes, park rangers, on-site staff, )	59.8%	16.7%	20.2%	3.2%
Other	100.0%	0.0%	0.0%	0.0%

**(WITHOUT "NOT SURE")****Q18. Please indicate how supportive you would be of each of the following actions that the City of Gainesville could take to improve the parks and recreation system. (without "not sure")**

(N=806)

	Very Supportive	Somewhat Supportive	Not Supportive
Develop parks for un-organized and free play/general community recreation access and that are not permitted for organized sports.	63.7%	31.0%	5.3%
Develop additional outdoor sports facilities for organized sports (e.g., soccer, football, lacrosse, basketball, volleyball, baseball, softball, etc.)	43.5%	43.3%	13.1%
Develop indoor recreation centers in each quadrant of the city (e.g., SW, SE, NE, NW) with community space and multi-purpose indoor gymnasium that provide opportunities to play indoor basketball, volleyball, pickleball, and participate in variety of programs and activities.	61.6%	30.9%	7.6%
Develop a significant park with a variety of active and passive outdoor activities in each quadrant of the city (e.g., SW, SE, NE, NW).	67.6%	28.2%	4.2%
Develop a one-stop center in each quadrant of the city (e.g., SW, SE, NE, NW) where residents can learn about and access the full array of government services.	56.3%	32.8%	11.0%
Development of walking and biking facilities	71.5%	24.3%	4.2%
Increase safety and security measures in parks (e.g., increase lighting, security cameras, call boxes, park rangers, on-site staff, )	75.0%	21.0%	4.0%
Other	100.0%	0.0%	0.0%

**Q19. Which FOUR of the items listed in Question 18 are MOST IMPORTANT to your household?**

Top Choice	Number	Percent
Develop parks for un-organized and free play/general community recreation access and that are not permitted for organized sports.	163	20.2 %
Develop additional outdoor sports facilities for organized sports (e.g., soccer, football, lacrosse, basketball, volleyball, baseball, softball, etc.)	40	5.0 %
Develop indoor recreation centers in each quadrant of the city (e.g., SW, SE, NE, NW) with community space and multi-purpose indoor gymnasium that provide opportunities to play indoor basketball, volleyball, pickleball, and participate in variety of programs and activities.	78	9.7 %
Develop a significant park with a variety of active and passive outdoor activities in each quadrant of the city (e.g., SW, SE, NE, NW).	91	11.3 %
Develop a one-stop center in each quadrant of the city (e.g., SW, SE, NE, NW) where residents can learn about and access the full array of government services.	44	5.5 %
Development of walking and biking facilities	78	9.7 %
Increase safety and security measures in parks (e.g., increase lighting, security cameras, call boxes, park rangers, on-site staff, )	153	19.0 %
None Chosen	159	19.7 %
Total	806	100.0 %

**Q19. Which FOUR of the items listed in Question 18 are MOST IMPORTANT to your household?**

2nd Choice	Number	Percent
Develop parks for un-organized and free play/general community recreation access and that are not permitted for organized sports.	90	11.2 %
Develop additional outdoor sports facilities for organized sports (e.g., soccer, football, lacrosse, basketball, volleyball, baseball, softball, etc.)	55	6.8 %
Develop indoor recreation centers in each quadrant of the city (e.g., SW, SE, NE, NW) with community space and multi-purpose indoor gymnasium that provide opportunities to play indoor basketball, volleyball, pickleball, and participate in variety of programs and activities.	83	10.3 %
Develop a significant park with a variety of active and passive outdoor activities in each quadrant of the city (e.g., SW, SE, NE, NW).	124	15.4 %
Develop a one-stop center in each quadrant of the city (e.g., SW, SE, NE, NW) where residents can learn about and access the full array of government services.	72	8.9 %
Development of walking and biking facilities	102	12.7 %
Increase safety and security measures in parks (e.g., increase lighting, security cameras, call boxes, park rangers, on-site staff, )	69	8.6 %
None Chosen	211	26.2 %
Total	806	100.0 %



**Q19. Which FOUR of the items listed in Question 18 are MOST IMPORTANT to your household?**

3rd Choice	Number	Percent
Develop parks for un-organized and free play/general community recreation access and that are not permitted for organized sports.	75	9.3 %
Develop additional outdoor sports facilities for organized sports (e.g., soccer, football, lacrosse, basketball, volleyball, baseball, softball, etc.)	39	4.8 %
Develop indoor recreation centers in each quadrant of the city (e.g., SW, SE, NE, NW) with community space and multi-purpose indoor gymnasium that provide opportunities to play indoor basketball, volleyball, pickleball, and participate in variety of programs and activities.	90	11.2 %
Develop a significant park with a variety of active and passive outdoor activities in each quadrant of the city (e.g., SW, SE, NE, NW).	97	12.0 %
Develop a one-stop center in each quadrant of the city (e.g., SW, SE, NE, NW) where residents can learn about and access the full array of government services.	64	7.9 %
Development of walking and biking facilities	71	8.8 %
Increase safety and security measures in parks (e.g., increase lighting, security cameras, call boxes, park rangers, on-site staff, )	106	13.2 %
None Chosen	264	32.8 %
Total	806	100.0 %

**Q19. Which FOUR of the items listed in Question 18 are MOST IMPORTANT to your household?**

4th Choice	Number	Percent
Develop parks for un-organized and free play/general community recreation access and that are not permitted for organized sports.	63	7.8 %
Develop additional outdoor sports facilities for organized sports (e.g., soccer, football, lacrosse, basketball, volleyball, baseball, softball, etc.)	36	4.5 %
Develop indoor recreation centers in each quadrant of the city (e.g., SW, SE, NE, NW) with community space and multi-purpose indoor gymnasium that provide opportunities to play indoor basketball, volleyball, pickleball, and participate in variety of programs and activities.	64	7.9 %
Develop a significant park with a variety of active and passive outdoor activities in each quadrant of the city (e.g., SW, SE, NE, NW).	77	9.6 %
Develop a one-stop center in each quadrant of the city (e.g., SW, SE, NE, NW) where residents can learn about and access the full array of government services.	65	8.1 %
Development of walking and biking facilities	67	8.3 %
Increase safety and security measures in parks (e.g., increase lighting, security cameras, call boxes, park rangers, on-site staff, )	83	10.3 %
None Chosen	351	43.5 %
Total	806	100.0 %

**Q19. Which FOUR of the items listed in Question 18 are MOST IMPORTANT to your household? (top 4)**

Top Choice	Number	Percent
Develop parks for un-organized and free play/general community recreation access and that are not permitted for organized sports.	391	48.5 %
Develop additional outdoor sports facilities for organized sports (e.g., soccer, football, lacrosse, basketball, volleyball, baseball, softball, etc.)	170	21.1 %
Develop indoor recreation centers in each quadrant of the city (e.g., SW, SE, NE, NW) with community space and multi-purpose indoor gymnasium that provide opportunities to play indoor basketball, volleyball, pickleball, and participate in variety of programs and activities.	315	39.1 %
Develop a significant park with a variety of active and passive outdoor activities in each quadrant of the city (e.g., SW, SE, NE, NW).	389	48.3 %
Develop a one-stop center in each quadrant of the city (e.g., SW, SE, NE, NW) where residents can learn about and access the full array of government services.	245	30.4 %
Development of walking and biking facilities	318	39.5 %
Increase safety and security measures in parks (e.g., increase lighting, security cameras, call boxes, park rangers, on-site staff, )	411	51.0 %
None Chosen	985	122.2 %
Total	3224	

**Q20. Recreation and parks systems have the potential to help improve some of the difficult health, social, economic, and environmental challenges facing communities. Please select the top FIVE areas of concern that are MOST IMPORTANT to you and your household.**

Please select the top FIVE areas of concern that are MOST IMPORTANT to you and your household.

	Number	Percent
Community safety/crime/violence	320	39.7 %
Homelessness and/or panhandling	313	38.8 %
Preservation of natural areas (i.e., preserving forest land, rivers, lakes)	285	35.4 %
Cost of healthy foods, such as fresh fruits, vegetables and whole foods	234	29.0 %
Affordable housing	199	24.7 %
Community divisiveness/isolation/loneliness/anxiety and depression	189	23.4 %
Blight (i.e., dilapidated, unsafe, and/or unsightly conditions in your neighborhood and/or community)	182	22.6 %
Economic development (i.e., transformation of underutilized places into new stores, restaurants, offices, housing)	179	22.2 %
Access to healthy foods, such as fresh fruits, vegetables, and whole foods (i.e., healthy foods are too far away)	171	21.2 %
Traffic congestion	155	19.2 %
Gun violence	154	19.1 %
High quality jobs with adequate incomes/wages and benefits such as health care	147	18.2 %
Access to transportation (i.e., sidewalks, bikeways, trails, public transit)	140	17.4 %
Trash/Litter	119	14.8 %
Trust in local government	114	14.1 %
Access to healthcare, doctors, and medicines	99	12.3 %
Neighborhood change/displacement (i.e., gentrification)	67	8.3 %
Substance abuse/drug and alcohol use	59	7.3 %
Flooding	34	4.2 %
Other	10	1.2 %
Total	3170	



**Q20-20. Other**

<u>Please define other top concern</u>	<u>Number</u>	<u>Percent</u>
There are a lot of problems with the city that could be solved with a lot of common sense and better spending practices.	1	10.0 %
Provide opportunities for all age groups, including adults and seniors to participate in exercise activities; such as bocci ball, pickleball, and waking/hiking.	1	10.0 %
climate change	1	10.0 %
improve trails	1	10.0 %
They are possible meeting points that can facilitate inter/intra quadrant competition. Gainesville needs food competition, Gainesville needs literary competition for community team building	1	10.0 %
Repair of local streets	1	10.0 %
Tree destruction in student neighborhoods, along major streets, wiping out acres of trees to ground zero to build rather than keeping large trees and some percentage of tree cover. Gainesville was a Tree City. Now everywhere it's being destroyed, especially by developers	1	10.0 %
Light pollution at night has become extreme over the last year. New light bulbs were installed in street lights that are far too bright! You can hardly see any of the Stars except the brightest of them.	1	10.0 %
Other environmental challenges (rewild, repurpose infrastructure, eliminate single-use plastics, support veganism at all city/governmental functions and wherever else possible, incentivize environmentally responsible buildings, penalize heavy/loud/carbon-emitting vehicles, reduce light/noise pollution, prevent further deforesting or any other natural habitat destruction)	1	10.0 %
<u>Cost of living, housing and utilities</u>	1	10.0 %
Total	10	100.0 %

**Q21. If you had a budget of \$100 for services provided by the City of Gainesville Parks, Recreation and Cultural Affairs Department, how would you allocate the funds among the categories of funding listed below?**

	<u>Mean</u>
Improvements/Maintenance of existing parks, pools, sports, cultural, and recreation facilities	30.54
Acquisition of new park land and open space	18.69
Construction of new sports fields (e.g., softball, soccer, baseball)	7.27
Acquisition and development of walking and biking trails	17.99
Improve cultural program facilities	9.57
Develop new cultural program facilities	8.05
Other	7.89

**Q22. Counting yourself, how many people in your household are...**

	Mean	Sum
number	2.7	1837
Under age 5:	0.1	82
Ages 5-9:	0.1	101
Ages 10-14:	0.2	115
Ages 15-19:	0.2	118
Ages 20-24:	0.2	129
Ages 25-34:	0.4	271
Ages 35-44:	0.3	232
Ages 45-54:	0.3	238
Ages 55-64:	0.3	228
Ages 65-74:	0.3	226
Ages 75+:	0.1	97

**Q23. Your age:**

What is your age?	Number	Percent
18-34	143	17.7 %
35-44	145	18.0 %
45-54	140	17.4 %
55-64	130	16.1 %
65+	137	17.0 %
Not provided	111	13.8 %
Total	806	100.0 %

**(WITHOUT "NOT PROVIDED")****Q23. Your age: (without "not provided")**

What is your age?	Number	Percent
18-34	143	20.6 %
35-44	145	20.9 %
45-54	140	20.1 %
55-64	130	18.7 %
65+	137	19.7 %
Total	695	100.0 %

**Q24. How do you identify?**

How do you identify?	Number	Percent
Male	392	48.6 %
Female	396	49.1 %
Other	13	1.6 %
Not provided	5	0.6 %
Total	806	100.0 %

**(WITHOUT "NOT PROVIDED")****Q24. How do you identify? (without "not provided")**

How do you identify?	Number	Percent
Male	392	48.9 %
Female	396	49.4 %
Other	13	1.6 %
Total	801	100.0 %

**Q24-3. Other**

Please define Other	Number	Percent
Non-binary	11	84.6 %
Nonbinary/Genderqueer	1	7.7 %
Transgender	1	7.7 %
Total	13	100.0 %

**Q25. How many years have you lived in the City of Gainesville?**

Q25. How many years have you lived in the City of Gainesville?	Number	Percent
0-5	154	19.1 %
6-10	93	11.5 %
11-15	56	6.9 %
16-20	57	7.1 %
21-30	113	14.0 %
31+	206	25.6 %
Not provided	127	15.8 %
Total	806	100.0 %

**(WITHOUT "NOT PROVIDED")****Q25. How many years have you lived in the City of Gainesville? (without "not provided")**

Q25. How many years have you lived in the City of Gainesville?	Number	Percent
0-5	154	22.7 %
6-10	93	13.7 %
11-15	56	8.2 %
16-20	57	8.4 %
21-30	113	16.6 %
31+	206	30.3 %
Total	679	100.0 %



**Q26. Which of the following best describes your race?**Which of the following best describes your race/  
ethnicity?

	Number	Percent
Asian or Asian Indian	49	6.1 %
Black or African American	165	20.5 %
American Indian or Alaska Native	6	0.7 %
White	503	62.4 %
Native Hawaiian or other Pacific Islander	1	0.1 %
Hispanic, Spanish, or Latino/a/x	100	12.4 %
Other	8	1.0 %
Total	832	

**Q26-99. Self-describe your race:**

Q26x99. Please describe your race/ethnicity.

	Number	Percent
Mixed	2	25.0 %
more than one	1	12.5 %
Scots/Comanche	1	12.5 %
Middle eastern	1	12.5 %
mixed	1	12.5 %
Multiracial	1	12.5 %
European American	1	12.5 %
Total	8	100.0 %

**Q27. Are you of Hispanic/Latino ethnicity?**

Q27. Are you of Hispanic/Latino ethnicity?

	Number	Percent
Yes	100	12.4 %
No	703	87.2 %
Not provided	3	0.4 %
Total	806	100.0 %

**(WITHOUT "NOT PROVIDED")****Q27. Are you of Hispanic/Latino ethnicity? (without "not provided")**

Q27. Are you of Hispanic/Latino ethnicity?

	Number	Percent
Yes	100	12.5 %
No	703	87.5 %
Total	803	100.0 %



# Open-Ended Responses

Open-Ended Comments

**Q7—"Other": Please CHECK ALL the reasons that have discouraged you or other members of your household from using City of Gainesville parks, trails, facilities, or programs/events more often during the past 12 months.**

- Adequate Bathrooms
- All "Nature" facilities should be open at dawn and dusk for viewing wildlife.
- Bad neighborhood
- Bad smells from homeless population
- Bathrooms are disgusting.
- Biking around Gainesville to these parks is very dangerous and I've almost been hit by many cars
- Covid
- Covid affected visiting in past 12-24 months
- crime
- Distance
- Don't feel safe. Several high risk factors for COVID and some people are not respectful of personal space. Used to attend Friday concerts at Bo Dudley with fiancée who has since died and don't feel safe walking to car alone at Bo Dudley. Wish they would sponsor bus from senior center to/from Bo Dudley for concerts to travel as group.
- Don't ever want to use them
- Due to safety issues at work. I have permanent injuries Retired doctors orders due To injuries no work, school Or volunteering minimal activities Trying to find ways to generate Income now being retired due To injuries following care plan Appointments surgery to risky. [ injuries neck back Leg foot ankle]
- Facilities don't exist - need more pickleball courts.
- Family Health Issues at home
- For runners it would be nice to have a trail somewhere that is well lit and equipped with safety phones. I would not want the Hawthorn trail lit at night if that would be bad for the wildlife.
- Frustrated with how long Westside has been closed.
- Go to some parks outside of city like Kanapaha, park in Williston
- Gun violence, not all areas, the location doesn't seem safe, not all areas. I just have concerns about East Gainesville Parks. I rather go to Depot Park. I have three parks that is closer to me than Depot Park but I don't feel safe to take my granddaughter's there.
- Heat sensitivity, mobility and transportation restrictions.
- homeless
- Homeless hanging out at parks make our family feel unsafe
- Homeless people begging for money and harassing me while I'm with my children.
- Homeless people everywhere being aggressive
- Homeless/vagrants using parks as a residence at Northside Park, including public urination/defecation. Need more police presence since I have seen multiple drug deals at this park around the racquetball courts. I do not feel safe going to the bathroom building alone and will not let my children go without supervision at this park. Have found people sleeping in the bathrooms.



- I am not discouraged from attending any of these parks.
- I could not utilize the Thelma Boltin Center due to the current condition of the structure. However in the past I have enjoyed events in this historic building. Events I remember are Contra dances, community forums (including an intergenerational event to discuss the need for climate action), political rallies, and even a memorial service for a close friend. This historic building should be preserved, not demolished. It would be a real asset for the planned Sweetwater Park Greenway.
- I do not go out much due to health reasons.
- I don't use all the facilities listed above
- I have been a volunteer USAPA Ambassadeur for about five years. I have played in four southeast states. We need permanent, dedicated Pickleball courts. Trying to share Pickleball and Tennis courts creates subtle turf wars. Nationwide, the unsatisfactory rate is about 76% when sharing courts.
- I have been temporarily unable to walk very much due to surgery for a broken foot. It has taken a year to regain good enough balance to enjoy walking.
- I have not discouraged visitors to any parks.
- I haven't go to some of these places
- I recently moved to Gainesville and I am just getting to know what is available
- I, for instance, live in Northwood Oaks. There is no way to access four creeks preserve or Possum creek, directly from my neighborhood. It's too long a walk. ANNE Park is more for children. I have a dog I like to walk on LONG trail hikes, and it would be very convenient to have a LARGE park with trail(s) closer by (maybe in that 20 acre lot they're about to turn into a subdivision!!! Please buy it so we can all walk and play there!!! and the wildlife can still have a place to go!)
- I'm not discouraged from using any city parks
- I'd like to go more, but I just don't get around to it. Also I'm interested in hiking and nature trails, but I worry about safety sometimes on trails, otherwise I would visit some trails more because I'd be more comfortable going alone. (I don't worry at all when I go with a friend.)
- it's hot in Florida
- Lack of awareness...don't like to go to places by myself
- Lack of dedicated pickleball courts, only 4 in all of Gainesville. Always busy at Northside. Compete with tennis players at Petty Park.
- Lack of safely designed commuter pathways for pedestrians/bicyclists
- Lack pickleball courts
- Lights at Tom Petty Park tennis courts are terrible
- Medical issues
- Need a dog park at Albert ray massey park
- No bathrooms or drinking water source
- No bike paths connecting parks together so the family does not have to drive to every park.
- No easy access by bike is the only reason I would not visit other parks.
- No pickleball courts
- Not discouraged
- Not enough pickleball courts

- Not we'll advertised
- Nothing in our parks is a deterrent. We use the parks all the time.
- Only a percentage of residents use parks and recreational facilities, MOST residence drive the deteriorating roads. That is where spending should be.
- Our roads are SOOOOOO bad. We should take the money we are putting into recreation and put it into infrastructure. The city commission should also get a grip on their spending. Jesus, people, we are not made of money. Glad to see the ass-end of Lauren Poe.
- Pets not always allowed, unsure of safety going alone
- Pickle ball court is overrun with too many people waiting their turn
- Pool has been closed all summer
- Pools under construction, slides not in working order in pools
- Probably safety reasons, especially those that interface with car driven roads. i.e. depot/Hawthorne trail
- Rosa B, one of my favorites, is not yet reopened. Generally, the pandemic has kept me home a lot in the last 2-3 years. I can see that slowly changing .
- Safety, Depot Park is not safe.
- Schedule won't permit
- Small children.. need good playground equipment
- Smell of pot and urine. Panhandling.
- Sometimes certain areas do not feel safe. I have been accosted and harassed at Greentree park more than once.
- Spend all my time making the money necessary to pay my taxes and utilities.
- Taxes are too high. Sell the parks so the land can be taxed.
- Tennis courts are full
- The homeless population has increased greatly among with their drug use and violence.
- The main complaint we have with the parks are litter and homeless/squatters. The Northeast Complex is great most of the year, but during youth football season (May-Sept) the participants leave tons of trash out on the green space every day. I understand a couple more trash cans and recycling bins have been put in place and that's been helpful, however I think more oversight/supervision from the Parks Dept is needed at this location during youth football season. I'd also like to see some \$\$\$ put in to that particular park, it has tons of potential. Tom Petty Park often has homeless people sleeping in the baseball dugouts. I empathize with this situation, as homelessness is a complicated problem and the Parks Dept certainly isn't in charge of fixing it. That said, obviously if there are homeless people sleeping in the baseball dugouts, most GNV residents probably aren't too excited about taking their kids to play baseball there.
- The only thing keeping me from using the facilities is that they are under construction to make improvements.
- There are not enough bike trails connecting these locations
- Too hot
- We are new to town.
- we are not familiar yet with all what parks offer.
- Unknown park. Just never been motivated or had reason to visit.
- Update equipment

- Too many reserved times so there aren't enough open times for the public. There's no signage or communication to the public regarding reservations, so it frequently interrupts workouts to move or leave rather than just preparing ahead of time. The coaches have been very rude about it, but the staff could have been proactive by just putting up a sign or alerting the public to begin with because if it's reserved then it's reserved, so it should just be organized better for public vs. activities.
- We are always looking for inexpensive indoor meeting space for gatherings, but the City Parks don't seem to want to share anything. We have had some luck with finding picnic tables, but it's not something we can depend on, because the space cannot be reserved. The playgrounds are all laced with glyphosate or other toxic weed killers that I don't want my grandchildren exposed to. They look so beautiful, too bad they are toxic to kids. We are very thankful for the few parks that are not intentionally sprayed with toxic herbicides. Many of the parks are situated very close to cell towers. I do not want my grandchildren exposed to those things, either. I hope Gainesville will stop its suicidal rush to make every inch of the city accessible to 5G radiation! Some of the parks are located on former toxic waste dumps or landfills. That's not a good idea, because the toxins seep upwards and out and exposes children or anyone going to the parks to toxic chemicals.
- We use Westside/Massey Park a lot and it's been under construction for a loooooong time with no explanation or info on when the park may be completed. Exact answer for H. Spurgeon Cherry pool. Some parks and natural areas/nature parks are not well maintained with signage in bad shape and trash around. It hasn't really discouraged us but is disappointing.
- We walk with our dog often. I'm surprised some of the nature parks don't have water for dogs to drink.
- When people are smoking or "vaping" at a playground or amenity we would otherwise use.

**Q9—"Other": How do you learn about the programs, activities, and special events that are offered by the City of Gainesville Parks, Recreation and Cultural Affairs Department?**

- |   |  |
|---|--|
| • Flyers in the mail                                      | • RADIO  |
| • friends   | • radio  |
| • Friends   | • Radio  |
| • From Friends  | • Radio, TV  |
| • From people I know                                      | • Seeing signs, checking it out!   |
| • Gainesville information provided from Cox channel 12.   | • Taxes are too high. Eliminate the programs.  |
| • Long time events  | • The local news   |
| • mailing   | • TV   |
| • News tv.program   | • UF occasional Workplace e-mail notifications   |
| • Npr   | • University of florida students and staff   |
| • Online searches for activities                          | • Visit Gainesville weekly what's happening. I would like to see a similar weekly e letter from parks and rec. |
| • only find out what's going on is always after the fact. | • Visit Gainesville, Alachua county  |
| • Our Town magazine, Alachua Co email                     |  |
| • PBS radio WUFT  |  |



- WCJB
- We didn't participate in any program's we just go for walks in the park
- Where ever else I hear about things
- Word of mouth mostly. I don't research this info often.
- Word of mouth, flyers posted in stores.
- WUFT-FM Community calendar

**Q11—"Other": Please rate the importance of the following ways that the City of Gainesville Parks, Recreation, and Cultural Affairs Department can help address racial, gender, and age inequities.**

- Advertisement for recreation
- As a widow, I would be interested in volunteering. I am not sure where I would be most useful. I am a retired CPA and UF accounting professor I would like to feel useful and to give back to the community that I have lived in 32 years.
- Ask residents in specific neighborhoods what type of parks and programs would be most useful to them. I see some very nice parks that don't appear to be used. Include residents of specific neighborhoods in the planning and/or improvement process.
- Consistent reliable communication about events and opportunities provided to medical providers, mental health professionals, community leaders like artists, activists, churches so that helpers can connect with local community to access and benefit from this community resource.
- Dog park at Albert ray massey park
- Ensure facilities and trails are regularly well-maintained.
- Equitable access to growing sports such as pickleball.
- Events, classes, theatre, MORE!
- fix walking trails at Possum creek
- Give plenty of ahead of event so announcements can be found and plans and arrangements can be made.
- Historic preservation of the Thelma Boltin Center
- I believe it is important that the funds supplied by the hard-working tax payers be spent carefully with necessary critical infrastructure and services such as roads and water pressure put ahead of the fluff.
- It is a waste of my time and the taxpayers money
- knowledge of all events
- Let's keep parks available to all, but let's not turn them into a place to push cultural issues nor push for social programs. Funding the parks and maintenance is adequate
- Maintaining Gainesville's Tree City status. Protection of trees.
- Make the events actually kid friendly by making sure people don't smoke when they're at the event and the language used is appropriate.
- More handicapped accessible, more boating/fishing.
- More parks and better access to parks in the oaks mall area. Turn the old terwilliger elementary into a community center/ playground/library/ pool/tennis
- More pickleball court on sw Gainesville
- More support for artists, like providing creative residencies to create new works, and paid performances of local artists
- Need more Sercuity
- offer programs to teens and young adults

- Parks connected by trail. Parks connected by bike paths.
- pet friendly
- Please address the conditions of Lincoln and Williams Elementary park. Also, the roads on the south east side are terrible especially 15th street.
- Please place a crosswalk on 34th st and 5th ave, it is dangerous to cross to the lob Lobby trail head
- Provide cultural and diversity training to staff and volunteers to reduce barriers to inclusion.
- Provide safety features for women running alone
- provide well maintained open spaces for impromptu, small group games soccer, ultimate, flag football. these areas were once available at local schools athletic fields but with fenced campuses that is no longer the case.
- Purchase new properties to be used as park to meet growing population needs
- Re: #4 above, ACTUAL collaboration- not just "opportunities" to do so - with the communities involved. Actual working together.
- Redesign Gainesville's infrastructure to prioritize commuter bicycling
- Safety when walking nature trails at park is especially important for women walking alone. It is frustrating to have to find a friend to walk with for safety reasons when it would be so enjoyable to enjoy a solitary commune with nature regularly through our wooded parks and trails.
- Servicing areas that are in the SE part of the city. Building a pool in the SE off SE 35th st in the park there. Having recreational services in that park on SE 35th Street
- That we add a park in the 20 acre lot by Northwood Oaks on the NW side!!! instead of a subdivision!
- Water to drink.
- We need more cultural activities the Thomas Center.
- We need to raise awareness of program offerings and park and facility locations mixed with the strategies identified in the other questions. Making people aware is half the battle but there is a general lack of knowledge about P&R in greater Gainesville. Targeted strategies to increase a diverse participation base is the other part of increasing overall participation rates.
- Wheelchair or scooter accessible.

**Q13—" Please share any other ways that the City of Gainesville, Parks, Recreation, and Cultural Affairs Department can help improve racial, gender, and age equity for you and your household."**

- Accessibility for differently abled citizens. More opportunities for the unhoused citizens of Gainesville.
- Activities that are not gender specific
- Add a park closer to Northwood Oaks and more accessibility to 4 Creeks!!! We have a lot of families in this area with very little access to open green spaces without having to drive or walk/bike a far distance!!!
- Adult education opportunities and how to get into them
- Advertise better 1) location of parks, etc. 2\_ programs 3) show parking facilities
- Advertise to everyone
- Age and culturally appropriate activities
- Allow groups with special interests to reserve indoor and outdoor space to use at the parks. For example, let large families, social groups, nonprofit organizations, homeschool groups, etc. use indoor and outdoor space at parks for meetings and gatherings. Not for making money; for meeting, planning, learning and socializing. Most of the park programs that we hear about, such as the ones we can hear from Westside Park, are obnoxiously loud and are selling junk food and making money for some sketchy organization. I hope there are better programs going on at our parks than the ones we can hear emanating from Westside park!
- Already succeeded in this area. Review above for more important issues.
- Always have a little playground so children can take a break and run and relax.
- Announcing thru Local Churches
- Arrange competition chess games and table tennis. A book club would be nice.
- Assure that all parks are tobacco and drug free.
- Baby bucket swings are being eradicated from playgrounds! The parent-baby swing is a terrible replacement when nothing else is offered. In an effort to make everything "safe," nothing is fun to spin or swing or run or move anymore (merry-go-rounds that are too heavy to move, for example). Parks are not maintained, fairly new playgrounds are torn down so that they can put ramps everywhere but broken equipment is left to endanger children for years... Homeless people and unsafe/unstable individuals fill a park that should be safe for children to just run and play! Public restrooms and water fountains are regularly broken. Wasps infest pavilions and fire ants cover playgrounds.
- Bathrooms are often gross. I have small children and not being able to use the bathroom is a real problem. Also the echo of the overpowered air dryers in bathroom are dangerous for young children's ears.
- Being inclusive, respectful, and open to collaborating with members of the community.
- Benches at Bo Didley Center so seniors can enjoy the park in the shade.
- Better communication is needed, is there a weekly email list we can join?
- Better info on programs
- Better parking throughout the city.
- By helping keep the homeless from begging from you and following you around. It doesn't happen often but has happened
- By making sure everyone is treated equal and be able to find more jobs in the area



- Children with developmental disabilities are still children. A lot of the time they want to participate, having programs and staff that are trained to assist them would be awesome.
- Clean restrooms at all parks. Squirrel ridge park has a wonderful playground but it's lacks restrooms. Also enforcing clean up after your dog rule. No one wants to step on dog poop. People respecting public parks and spaces and cleaning up after gatherings and birthday parties.
- clean restrooms, sanitation stations
- Clean up and protect the safety of visitors by removing criminals and homeless panhandlers
- Community events to promote diversity in nearby neighborhoods
- Consider immigrants from Europe
- Constant and consistent messaging that society in general is better with racial, gender, age, etc equity...and specifically what PRCA is capable of contributing to that goal.
- Continue to keep parks, courts, and recreation centers free and accessible to the public.
- Continued upkeep and updating of parks on the SW side of town, especially playgrounds. We don't use the park close to our house because it's a little rundown, so we go all the way to the East side to have a better play experience for our toddlers.
- Create incentives for visitors they keep facilities clean and share spaces respectfully.
- Cut out the whole racial, gender equity crap that this shitty, liberal woke town is forcing on us.
- Design a city that is not dependent on cars. This way, all ages and incomes can enjoy a city full of human activity with less pollution of car sounds, sights, and smells.
- Do cultural activities with activities for kids and adults
- Doesn't seem like an area that needs improvement.
- Don't be political, just provide quality
- Don't focus on it to make yourself feel better. Focus on quality parks and access to the facilities via bike paths and safe bike lanes.
- Education in the school as to what programs are available, local and free to students and parents. Flyers and via school newsletter or school websites.
- Employ local people and artists, musicians to provide educational opportunities to local residents, so that local people can also get employment opportunities:)
- Ensure that parks situated in residential neighborhoods are safe and enjoyable for children and their families by making efforts to reduce and calm noise and activity related to consumption of alcohol and drug use and sale through changes to infrastructure, staffing, signage, and enforcement of park regulations.
- Equal opportunity learning sharing, studying creativity motivation structure happiness focus peace MORE!
- Equality of opportunity is the goal, "equity" is code for equality of outcome. Equality of outcome has never existed in nature and isn't possible with humans either, so there's no point in weighing in on an unrealistic utopian ideal based upon a fundamentally unachievable premise.
- Event that welcomes or celebrate gender, racial, and age equity. Like morning exercise routine, Zumba, games for kids and adults, weekend market with foods.
- Events for adults
- Fire the city officials and start over
- Flyers mailed out to new residents.
- Focus on equality, not equity. Treat everyone the same.

- Focus on providing opportunities.
- Get out of the equity business, focus on providing opportunities.
- Granting access to all then stop making it an issue its not.
- Have activities publicized on TV news as well. Maybe flyers at local grocery stores too.
- Have more programs that reflect the seniors of this community.
- Have programs for ADULT citizens with developmental and intellectual disabilities
- Having more paths for the disabled
- Having more ramps for the disabled who need wheelchairs or walking equipment. Maintaining a safe place for our community. Cleanliness is a huge factor as well.
- Hiking trails are not handicapped accessible, ponds/lakes not open to public.
- Hire multicultural staff who can communicate in languages other than English.
- Homeless people at Northside Park dominate picnic pavilion, prevent other citizens from using facility and generate litter.
- Honestly, low fees open up opportunities for everyone to try new things and breaks barriers.
- Host more events that will draw the entire community out such as art shows, festivals and concerts.
- I am satisfied and have no further suggestions.
- I am transgender and would like the option of "Family" or other one-room restrooms for my safety.
- I don't know.
- I don't know of any. I just think it is important.
- I feel like more general awareness would help.
- I feel like the city is doing a good job
- I have a mobility scooter to use for long walks. If break it down, and if the car that I share with my daughter and her boyfriend is available, and if the nature area or park has a small asphalt path that will accommodate my scooter, and, finally, if the park permits mobility scooters, I would probably visit more of Gainesville's parks.
- I have worsening mobility issues, and when I am unable to use my cane, I need to use my walker. So if you can provide accessible entrances that would be appreciated.
- I haven't noticed any inequities at the parks I visit. Good job!
- I most often learn of events on day of or after. I need lead time for arrangements because of mobility and transportation.
- I moved to Gainesville earlier this year, and I am very happy with the programming offered by the parks. I can't think of a pressing issue since I'm still new here. You guys do a great job promoting your programs, maintaining the parks, and offering a variety of events for the community.
- I think the parks and recreation centers are clean and very supportive of all people
- I think there needs to be more security to make some spots feel safer
- I think you guys do a great job!
- I think you're doing pretty well in this matter.
- I used to live in a small city in WV (pop. 10000). Their senior center offers more diverse programs including belly dancing and sponsors group day trips using their bus for transportation.

- I'd like more Native American history, art and culture.
- I've lived in different cities on both coasts and find Gainesvilles diverse offerings of parks, trails, nature and educational programs on par with cities much larger with more funding. It's obvious to me Gainesville prioritizes and values a well rounded environment for individuals and families who choose to utilize PRCA city assets, value and quality services. As the saying goes " it starts in parks"
- I'd REALLY love to see Cabot-Koppers Superfund Site turned into a City Park.
- If I could walk to a park with good trails I would use it. Having to drive to a park to walk defeats any attempt at being sustainable and not using the car. Plus the time it takes to drive. So give me a park on the west end of NW 39 that we can walk to and is dog friendly. That would be my wish.
- I'm a UF international student and honestly I don't know what are the coming events or where they gonna be held, Instagram is a major way of getting to know what happens around here and also flyers pin up around campus, the thing is to let people know what's gonna happen and with the spare time and lower burden from living, college students will go any events we find fun.
- Improve public Transportation
- Improve the lighting and replace nets at all tennis court locations. Maintain the courts with staff on site.
- incorporate LGBT in rec leagues
- Individuals get shunted aside for organizations and clubs in the recreation facilities. There's no equity, and no understanding of the needs of the handicapped or elderly Specific example ... the scheduling with the closure of Cherry pool was handled horribly. The scheduling led to seniors, handicapped and working people depending on regular exercise were unable to access the pool at reasonable times because the teams/clubs were not asked to cut their time at all. While the pool staff did their best with the situation, the Gator swim club coaches were horribly rude to the non club swimmers. Why are Gator athletes taking space at city pools anyway? UF has huge fancy pools they don't let the city use. Often lap lanes were not available during times/days we'd gotten emails to say they were. It was as if, since the older, individual lap swimmers weren't an organized club, they just didn't matter because "the clubs pay to use the pool." Well, so does everyone else. That whole attitude -- that the youth in the clubs are "more important" than older and handicapped individuals getting (regular, reasonable) access to the facilities has got to go.
- It would be nice to have programs at rotating locations so the locals can see the parks that across town and what facilities are offered. I found a brochure at Cofrin Park that provides a list of all the local parks. I have visited almost all of the ones on the list.
- Keep taking surveys
- Keep the facilities clean, well lighted. Provide ample parking.
- Keep the Hoods out
- Keep up the good work!
- Keeping Gainesville beautiful should be the number one priority. Instead of clear cutting trees and paving every inch of ground, Gainesville should be buying properties and maintaining green spaces for the physical and mental health of our citizens. They should be beautifying and maintaining existing greenways and creating new ones...not only on the wealthy western side of Gainesville, but for all citizens in all sectors of the city. Quit tearing down what little is left of Old



Gainesville and for heaven's sake , don't put up another one of these ugly high rise apartment buildings that look blighted before they ever open because no business can afford the high rents so they stay empty. Target has already left the corner of 13th and University where instead of that hideous building, a beautiful Central Park could have been installed for students, citizens and visitors alike. Who is in charge of planning? The same people that thought removing our old historic courthouse was a good idea!? As a fourth generation Gainesville resident, I'm heartsick over what has been torn down. Our city has lost its charm, it's mom and pop businesses, and has opened its doors to corporate development. It's so discouraging. It's so not Gainesville! I can only assume the folks making the decisions are focused on their own careers, are not long time residents of our town and have been swayed by big business. Lastly...no one better touch a hair on the head of the Thelma Bolton center!!! "Lighting and times could be better, Lights at neighborhood parks/ Like survey idea, but is too long. Limit dogs or other pets in as many parks as possible.

- Lower Gru rates!!! Provide a safe city for all! And help the small business survive and grow! Then worry about parks People don't have the time working 2 jobs to make ends meet!
- Maintain and hatchmark all hiking trails
- Make sure that they market to everyone in the city even for places that are further away from them that may not include racial mix the same as their neighborhood
- Make sure the quality and quantity of parks and other facilities are the same across all parts of Gainesville, no matter the average income of a certain region of Gainesville.
- Make sure the staff represent the diverse makeup of the community.
- Make sure trails are well-lit and safe. Especially now that the sun goes down at 5
- Make things accessible. Bikes are a major means of transportation for people that cannot afford cars. Gainesville needs to look at larger cities to see how they have used bike trails to connect suburbs to the city and inner city to other areas. Minneapolis has great bike paths. They should also look at the bus routes. They are only convenient for students.
- making sure people you hire are mentally equipped to handle and get along with all people. no matter their race or gender.
- Many of the resources mentioned and facilities mentioned I have never heard of.
- Many people cannot operate motor vehicles due to age, affordability, disability, etc. Gainesville has prioritized motor vehicles rather than pedestrians and is therefore supporting discrimination. I would recommend Gainesville redesign its infrastructure to support pedestrians and bicyclists.
- Maybe list more activities in email "whats going on ".
- Maybe schools introduce students to parks
- Mind the spending!
- Monitor them all with Armed Police !
- More accessible areas
- More advertisements via TV commercials
- More benches on trails. Increased feeling of safety.
- MORE dog parks! The dog park wasn't even listed for Tom Petty Park, and that's the area we use most by FAR. I also didn't see Oakview park on there, which we frequent. I would LOVE to see more fenced dog areas (specifically small dogs) so they may run around. Please add a small dog area at Oakview!

- More event for the children
- More information on festival
- More parks on east side of town
- More pickleball courts on SW area. Thanks!
- More pickleball courts, more natural hiking areas, more yoga classes.
- More scholarships
- More Spanish language options. More LGBTQIA+ representation in murals, park design, and naming of new parks or trails.
- More, closer parking is needed at Depot Park. Better tennis pro(s) needed at Westside Park to have more tennis teams, clinics. And the restrooms at most of the playgrounds are really bad - Possum Creek Park's is horrible, e.g.
- My favorite recreation area is LA Chula.... this site was not listed. I try to go there monthly. More programs/activities for the empty nester & middle age disabled.
- One of the most important things is security issues we need cameras and patrols and parks to protect the citizens
- Ongoing diversity and cultural education free for everyone and provided by the city we reside in!
- Only the Lord can fix that.
- Overall, I believe the City does an outstanding job of providing many opportunities for us. I would like to see a in indoor concert area available at a low cost to local community performers.
- Paid opportunities for performing arts
- Park safety, variety of programs, mindfulness of autism needs like noise levels
- parks should be located close to where people live if possible and well integrated into neighborhoods.
- Partner with local not for profits and provide fields and maintenance to extend limited resources, what happened to Youth Soccer Inc the once formidable soccer organization? Keep fees low, remove low attended activities.
- Perhaps target underserved groups by reaching out to them (via churches, after school programs, libraries, etc) and inviting them to specific programs. Send flyers home with children via schools. Ask church leadership how to best engage communities. Speak with school teachers.
- Pickleball at the MLK Center is a great mix of participants from different races. However, being available only on weekday mornings, those of us who still work can't avail ourselves of play there. Additional indoor pickleball hours, especially during the summer, would be great.
- Please add more pickleball courts, both indoor and outdoor, especially here in the Southwest area, near Haile Plantation/Oakmont/Hayes Glen community.
- Please continue offering low cost camps for kids.
- Please do not demolish the Thelma Bolton Center -
- Please fix the slide at Dwight pool!!! The kids deserve this !
- Please place a crosswalk on 34th st and 5th ave, it is dangerous to cross to the lob Lobby trail head
- Please purchase more parks to be used by our community.
- Please, fix the racket ball courts at Westside Park, if they haven't been already. They look very dilapidated and no overhead net to keep balls from getting outside the court.

- Post rules do not put down anybody for their race, Everyone get along
- Promoting pickleball good for all ages
- Provide a venue of options for citizens to engage, such as a photography contest. Or art exhibit.
- Provide more designated pickleball courts
- Provide more local events that can be attended by means other than cars.
- Provide outdoor fitness and recreation that can be used by various people to improved health and well being.
- Provide staff from minority class
- Push to make it well know the inclusivity of the programs.
- Putting benches in the shade in Bo Didley plaza so the elderly can sit and enjoy the park.
- Quickly provide updates to parks and equipment
- Race gender and age? Probably by providing parks that are safe (no thugs and homeless).
- Radio, street banners,
- Reaching out/informing Gainesville residents in all areas of the city to make them aware of what is in there area. Making sure that the facilities, parks, etc. are equal quality & quantity in all areas (don't have 1 crappy park in a lower income area & multiple good ones in other areas).
- reduce fees for unincorporated residents, or charge the same as residents
- Remember that women need to feel safe walking alone, and unless you are a woman's, you may not realize this. The beauty of nature in many of our wooded parks is not always enjoyed easily by all residents.
- Remove the feminine hygiene products from the MEN'S room and loose the woke agenda!
- Remove the homeless population from parks and playgrounds. Enforce noise ordinances.
- Replace the many under-used tennis courts with high-in-demand pickle ball courts.
- Research the demographic of people whe frequent the major Nature parks & collect their input on improving things...But most importantly find out what demographic uses the Parks the least (Ex. Black & elderly) and find ways to get them to venture out.!!
- Resurface the walking/jogging trail in Westside/Alfred Massey Park. It is now dangerous and from a legal liability perspective, creates an attractive nuisance. Any perceived inability to accomplish this has been removed by a change in the City's Charter.
- Resurface track at Kiwanis Challenge Playground Park. Run an ""anti-littering"" campaign. More signage on main roads, e.g., signs on 39th Ave for Greentree Park and Kiwanis Challenge Playground Park
- Safety features in areas for women, children, and men who need a safe place in case an emergency arises and they don't have access to emergency services
- Security
- Should address the needs of their residents. All parks and facilities
- Should have more signs in Spanish. We have tons of latino and immigrant kids that would benefit from your programs. Will the new "Gini" program that the city is funding help to address this?
- Simply making, keeping, and promoting a commitment to equity for \*all\* residents of the Gainesville-Alachua area.
- Stop allowing Homeless to camp in parks



- Stop making special programs for specific races. You are giving one race more than others.
- Talk with the general public more about park improvements and selections or at least listen to what they say before deciding what to invest our dollars in
- Thank you for engaging citizens
- Thank you for the survey.
- Thank You!!
- Thanks for your service
- The City of Gainesville will not improve equity by taxing for parks.
- The City should please stop working in Silos. Why can't RTS be made to provide special transport service when there are important events at the weekends. Gainesville should not only be for owners of cars!
- The major crime rate in this city is horrific with all of the shootings that are happening. Yet the cities leaders rarely want to talk about it or even address its existence. I do nit feel comfortable taking my family to heavily populated or public areas where gang violence has previously occurred or is likely to occur. Fix the gun violence first.
- The Mickle pool is needing maintenance for its lining. Due to its location it may be the only pool the residence in that area have the ability to use. It should been maintained to the same standards as the other pools. Overall, I think the city of Gainesville does a great job providing green places for families to enjoy.
- There is way too much trash being thrown out onto the roads, trails, parks, and no one is available to clean it up.
- There needs to be a direct dedicated bike path from Morningside all the way down to Westside Park with a tunnel under Waldo Road.
- There's a lack of rec space on the east side, we need a skate park/roller rink that is more accessible to Eastside residents.
- Trails need to be well maintained and accessible for those who need mobility assistance.
- Transparency
- TREAT EVERYONE THE SAME. QUIT PUTTING PEOPLE INTO DIFFERENT CATEGORIES.
- Update and maintain equipment.
- Vending/market opportunities. Community events, live music, food trucks
- Water stations in summer would be helpful
- We are an aging household, so accessible facilities are very important. Also we cherish our dog and we enjoy visiting the dog parks
- We have so many nature trails here but you have to know where they are or do searches in specific apps to find them - having an up to date directory would be helpful
- We need more dedicated pickleball courts
- We want more disc golf courses.
- Well advertised and marketed
- What is the pool and the playground at Westside park taking so long?
- You need to get the word out more about what's available! Flyers and social media is important and a great way to reach out! Maybe commercials on local radio stations too like WUFT.

**Q14—"Other": Please indicate if you or any member of your household has a need for each of the parks, recreational, and cultural facilities/amenities.**

- Basketball
- Compost gardens
- Concerts
- Dance floors (wood suspended for knee and joint safety) like Thelma Bolton for Contra and ballroom, etc dancing. Outdoor wooden or similar dance floors for dance clubs (swing, contra, etc.) . A lot of student groups are dancing on concrete—bad for knees and joints. Also more small pavilions in more areas for small theatre and other performing arts events (music, poetry).
- Dog parks
- First-class dance hall that is reasonably priced to rent or use. Maybe Thelma Boltin can be that when it is rebuilt or renovated - not sure which is going to happen
- Handicap nature paved trails.
- Handicapped accessible trails
- I go to state parks
- Ice rink.
- Indoor gym epuipment
- Indoor space for community classes
- indoor walking
- more park access for northwood oaks/pines areas!!!
- more parks like Kiwanis
- More tennis courts!
- My own back yard
- Nature study, ecological research, play areas for children.
- New parks
- outdoor pools rock!
- playground with later hours/lighting
- Programs for the disabled and elderly
- Protected bicycle trails
- Roller hockey rink
- Sand volleyball
- sidewalks
- We already have them
- We need more safe places to roller skate. Sidewalks in Gainesville are not made with roller skating in mind. Gaps in pavement and concrete are very large and dangerous. Intersection warning bumps are hazardous with no safe path causing falling dangers in the worst place possible. Skating is an affordable hobby and should be considered when making biking and running trails.
- Well managed natural areas
- Yes. Of course we have beautiful lakes in this city and we need one lake with beautiful sight or something like Okeechobee lake park. That place has very good parking. Place for fishing. And place for enjoying the view sight. If is possible create a beach lakeside for take swimming . it's will be very wonderful. Thanks for the opportunity to talk.

**Q18—"Other": Please indicate how supportive you would be of each of the following actions that the City of Gainesville could take to improve the parks and recreation system.**

- Acquisition and/or creation of a dedicated event site capable of hosting multiple special events such as the Hoggetowne Medieval Faire, a mid-autumn lantern festival, etc.
- Adding more pickleball court sw Gainesville
- Addition of more dedicated pickleball courts and the addition of dedicated covered/indoor pickleball courts.
- Additional tennis courts and sand volleyball courts to current parks
- Affordable housing.
- Clean restrooms with diaper changing stations
- Continuity of programs, if it is accepted by community please keep going
- Create covered or indoor skatable spaces that can be accessed for free or low-cost entry.
- Develop area near the mall with parks an communi center and increase security
- Develop facilities that are low maintenance and easy to maintain.
- Develop parks for community group use. Develop natural area parks within and around the city.
- dog parks
- Don't let homeless people sleep in parks, litter in parks, harass families for money in parks
- Free/low cost Indoor fitness facilities
- Ice rink.
- increase transportation, more sidewalks
- Light pollution, new bulbs were installed in street lights that are far too bright and we have far too much light pollution inside the city. You can only see the brightest of stars at night now.
- Make a park out of the 20 acre parcel by NW Northwood Oaks!!! Provide community access to 4 creeks preserve!
- Make parks accessible as well as safe.
- More clearly discourage smoking and vaping in our parks. These are family spaces and my kids don't need to breath this stuff or encounter the litter everywhere.
- More dedicated pickleball courts in each quadrant sufficient to accommodate demand.
- More funds should be appropriated to improve present facilities.
- more parks like Kiwanis
- More Pickle ball courts SW area.
- more running trails for distance runners
- Need to improve Ironwood Golf Course conditions!!! We are not close to Ocala , and other surrounding areas with a quality Golf Course and Driving Range ! We have a huge Gator Jr Golf Association with 225 Jrs and no real home !!!!! Need more Golf facilities!!
- Nighttime lighting at and for the use of Possum Creek Skate Park and/or Northeast Skatepark.
- pedestrian bridges to cross rivers/highway
- Please place a crosswalk on 34th st and 5th ave, it is dangerous to cross to the lob Lobby trail head
- Protection of tree canopy, Tree City status. Reducing tree destruction
- Purchase more lands for parks
- reduce homeless



- restrooms
- Rock climbing walls for adults!!! Please!
- Sand volleyball courts
- Water park. Indoor heated pool for water aerobics and water walking with times designated for seniors that has a shallow enough area for shorter stature adults. The Y pool is too deep at the shallow end for me to participate in water aerobics, and it definitely is not warm enough in the winter. Near the senior center would be great.
- When the community create a bridge in the lake with parking lot place ,beach, and a good place for sailing with canoe in a lake. Similar to Okeechobee lake park.

**Q21—"Other": If you had a budget of \$100 for services provided by the City of Gainesville Parks, Recreation and Cultural Affairs Department, how would you allocate the funds among the categories of funding listed below?**

- Activities
- Add more dedicated Pickleball courts
- Adding lights to parks and increasing hours.
- Additional pickleball courts.
- Additional tennis courts to current parks
- All the other items listed that come under the umbrella of parks and recreation.
- Any extra curriculum activities unknown at the moment
- Buy the old terwilliger elementary and give it back to the community with playground and community center
- Community Events and Celebrations
- Connected and Protected bike lanes throughout the city. More disc golf courses.
- Creating additional accessibility for patrons.
- Crime prevention, security camera's
- Cut the budget to save utility rates. I don't care about parks if I can barely pay my utility bills.
- Dedicated pickleball courts in each quadrant
- Dedicated Public Pickleball courts in each quadrant of the city. Step up to the plate Gainesville you're way behind in the count.
- Develop programs to increase community involvement.
- Developing makerspaces and enrichment classes for all ages
- Developing more resources in each quadrant.
- Dirt bike trails
- Disc golf
- Dog park at Albert ray massey park
- Dog parks
- dog parks
- Dog parks. Fitness equipment along walking paths
- Emergency fund for natural disaster/storm cleanup
- Enforce city non-smoking ordinance everywhere in city, especially bus stops
- Enrichment programs / community events

- Establish additional dedicated pickleball courts, the city of Gainesville is woefully behind the growth of the sport and current facilities both dedicated and shared are not sufficient, overused, and malenot difficult for adults and seniors to partipate un this form of exercise.
- expand RTS
- Fishing access on more ponds. Making more trails handicapped accessible
- Fishing boating
- Fix the damn roads, you worthless, career-politician scoundrels.
- Fix the roads and reduce congestion. Realize that homelessness increases with services offered to them. Increase safety downtown, in part by enacting and enforcing panhandling laws.
- free programs
- Give back to the tax payers. Reduce taxes and GRU costs.
- Homeless housing and programs.
- I guess lighting (where needed), signage, garbage receptacles, path repairs like roots removal
- Improve advertisement of parks and cultural programs. Better identify access points and parking availability as well as announcing special events or opportunities for guide-led nature walks, if any.
- Improve Ironwood Golf Course
- Improve safety and create tobacco and drug free spaces.
- Improve the tennis facilities
- Improvements to Northside disc golf course and the development of other active and passive outdoor recreation areas that are not just open fields. Also the improvement of the skate park behind citizen's field
- increase free sparking spaces
- Increased hours of staffing, Call boxes, and other safety measures in every park.
- Indoor aquatic and public baths / sauna facilities.
- Indoor pool/exercise facility and water park.
- Interactive Learning activities, cooking classes, sewing classes, dance classes
- Invest in new cultural events
- It could be extra to divide as needed in the above categories or it could go to improve transportation (especially on the east side of town). It could also be used for educational programs.
- Just discretionary spending, like on things not fit into the preexisting categories or surplus budget
- Keep that city clean.
- Make roadways better. Please stop wasting tax payer's money in parks and building more roads. Our infrastructure is horrible!!!
- Making what we have accessible
- Mental health screening and therapies
- More dedicated pickleball courts.
- More dedicated pickleball courts. Indoor and outdoor.
- More indoor areas. Or indoor pickle ball
- More music venues
- More natural trains that are paved and handicap accessible.

- More parks
- More pickleball court SW area
- Nature centers, walking paths, natural areas
- New disc golf courses
- Nighttime lighting at and for the use of Possum Creek Skatepark and Northeast Skatepark.
- Other environmental challenges (rewild, repurpose infrastructure, eliminate single-use plastics, support veganism at all city/governmental functions and wherever else possible, incentivize environmentally responsible buildings, penalize heavy/loud/carbon-emitting vehicles, reduce light/noise pollution, prevent further deforestation or any other natural habitat destruction)
- Pay the police to arrest homeless people for panhandling and doing drugs in public places
- pets
- Pickle ball
- Pickleball courts
- Pickleball courts
- pickleball courts
- Pickleball courts
- Pool in the SW area-indoor.
- Pools for elderly to exercise
- Programs for little ones to attended to after school hours.
- Provide more for senior activities to get involved
- Provide parking at those facilities that have none.
- Reducing taxes and utility costs.
- Reserve money for unexpected purchases/repairs
- Road improvements
- safety
- Safety
- Safety and security
- Safety and security of all facilities
- Safety at existing locations
- Safety features
- Safety improvement for roller skating/scooters in established recreation areas
- Sand volleyball courts
- Save it and stop increasing taxes on residents
- Scholarships
- security
- Security
- Security
- Security and parking
- Security and safety / dealing with homelessness issue
- Security, Staff compensation, green initiatives, continued evaluation
- Security, upkeep etc.
- Senior Center facilities and programs
- senior recreation centers
- Small neighborhood playground
- Spaces for live music, theater, art.
- Splash park or community pool is West Gainesville
- Staffing. Especially for summer programs for school age kids.
- swimming pools
- To my over due utilities bill
- Training of staff for meeting the needs of clients.
- We need dedicated , permanent Pickleball courts.
- Whatever needs to be done



**Q28—“Please share any additional comments that could assist the City of Gainesville Parks, Recreation, and Cultural Affairs Department in improving parks, trails, open space, cultural facilities or recreational facilities and services.”**

- 29th Road Nature Park needs love! It is a beautiful nature park but suffers from neglect from the city.
- Add additional pickleball courts, and finish Westside pool renovation.
- Add more disc golf courses around town!!!!!! So many opportunities around to have top tier courses around Gainesville.
- Address safety, homelessness, and substance abuse/tobacco litter please!!
- Again, get over providing entertainment until you can meet basic needs - like infrastructure. I would really adore having great mass transit, but that is only available on the east side of Gainesville. Go figure.
- Anything that makes Gainesville more walkable - in the city or in the parks - is of extreme importance to me.
- Appreciate the responsiveness when there's been an issue. Would be great if the light situation at the softball fields could get fixed, the angles are dangerous and the lack of lighting is a safety concern
- Better bike lanes
- Bicycle connections are essential
- Bivens Arm Nature Park is kind of scary and could use more park personnel presence. I think the city provides many fine parks and programs and I don't feel the need for major additions or changes except for, perhaps, outreach to underserved communities.
- Boat tours
- Boca Raton
- Bowling, maybe?
- Build a pool or splash pad at Possum Creek. Preferably a pool and offer ADULT fitness there. Make a better farmers market; maybe have one in the area of food desert.
- Clean accessible bathrooms are biggest issue for parks. Wish depot park splash pad would be fixed. More heating for pools to be used year-round.
- Clean trash on the path to the old terwilliger, stop the panhandlers downtown and at the intersections and highway exit
- Clean up & modernize existing facilities and improve city transportation to those facilities first. Then ASK LOCAL RESIDENTS BEFORE you make grandiose plans to increase capacity/build new facilities. Expanding facilities brings more people, vehicles and noise into a neighborhood, so residents' quality of life is affected by this and the City tends to ignore that in favor of what they consider economic potential. Example - the facilities at Citizen's Field can be enhanced and modernized without building the Olympic Village that Chestnut wants. Nobody who lives over here shares her vision.
- Congratulations to all who were involved in the building of Depot Park.
- Continue to mask
- Crime/homeless deters me from using parks or going downtown.
- Current things need to be fixed.

- Definitely find better ways to share information about all the possible parks/recreation facilities. Until I took this survey I didn't even know some existed. Also more pickle ball courts, please ??
- Depot Park has been the "it" place for play and splashing in town. I'd really like to see another park that's more accessible to families on the SW side of town, with more parking.
- Depot park is the perfect template
- Disabilities park most helpful thanks
- Disc golf is the world's fastest growing sports and family activity. Please finally consider a new course.
- Discounted yearly passes for seniors - Sweetwater park etc
- Do better on south side with parks.
- Do maintenance with loud machines in such a way as to avoid guests
- Dog park at Albert ray massey park
- Doing a pretty good job
- Don't be political; treat all people equally
- Don't dump tree bark in skate parks during unlawful created "emergencies" Quit wasting taxpayer money by buying swaths of land in outlying areas
- Don't screw up the parks and open space sales tax by adding more to it. Oh wait you already are.
- East side should be considered when delegating monies for these improvements/programs.
- Efficient government is important for population moral and balancing the budget with services.
- Ensuring people have an open, free space to enjoy themselves will ensure better, safer communities. At the same time, direct measures should be take you curb poverty, crime, and violence such as improving education and social policies. Instead of directing police activity at homeless people and fruitless efforts to combat crime with force, attack the issue at the root to improve the community in the long term.
- Everyone deserves to see beautiful and clean spaces around them where they live. I believe it's the job of parks and recreation to provide clean, beautiful green spaces for healthy living for all our citizens. Cultural programs are also important...but outdoor green, treed, flowering spaces to run and play or sit and reflect are necessities of a healthy life. European cities have known this forever.
- Favorite place is green space.
- Fire all members of the City Council
- Focus on community. Gardening classes. Information on the history of the city more easily accessible, like in parks on plaques maybe. More free events. More help for the unhoused
- For many years soccer both adult and youth were my passion. At that time the city support for soccer was negligible, it was always a struggle to find adequate space to practice. People would appreciate open area parks like squirrel ridge on williston road, there is rugby, ultimate frisbee, soccer and even medieval combatants that use that space.
- Free dog parks or at least a decent fenced in area at local parks for dogs. Simple fenced in area with a waste receptacle is all that really is needed
- Gainesville has a great frame work and vibe, it just needs to be made safer and offer more activities and community events.

- Gainesville already has a lot of amazing parks and spaces. The main thing to invest now is to maintain so many spaces. I've been part of GRSL and it's great. I was part of the adult kickball league years ago and fully enjoyed it too. The city could potentially allocate more dollars towards promotion of organized leagues and cultural events. I.e. I mentioned the organized sports above and I'd love to hear more about performing arts opportunities.
- Gainesville has been left in the dust as far as pickleball. While other cities of smaller or comparable size have dozens (or more) dedicated pickleball courts, we have a grand total of four. We have no covered courts, no dedicated indoor courts, and now, no available nets at Northside park. Tennis players don't want us on their courts, and it makes about as much sense to share as it does sharing with basketball courts (which we do, at MLK Center). The hours for play at MLK center cater to only to the retired, and pickleball is a great sport for all ages. Please consider the addition of dedicated pickleball courts in future plans. Thank you for adding the striping at Tom Petty Park, but we need more than that.
- Gainesville needs a separate identity separate from the University of Florida. This City urgently needs a government sponsored inter-City Transport Service to open this place to those who are economically challenged. Why can there not be daily buses that come from Orlando to Gainesville? Why are there no Government transportation to other parts of Florida not more than 2 hours ride away? Someone tell me why please. The City should please stop working in Silos. Why can't RTS be made to provide special transport service when there are important events at the weekends. Gainesville should not only be for owners of cars!(2). They are possible meeting points that can facilitate inter/intra quadrant competition. Gainesville needs food competition, Gainesville needs literary competition for community team building
- Get more employees out there picking up trash, and install more trash/recycling bins in underserved parks and trails.
- Get rid of woke, free spending assholes.
- Given the current rapid development of Gainesville, resources should be allocated for acquiring additional conservation lands for protecting biodiversity, water quality, and recreation.
- Good Job please don't allow the Homeless to take the Parks over
- Good lighting for evening walks!
- Good staff is vital. Pay them well.
- Great job overall. I would love to work for the city and have any years of experience developing and teaching environmental and wildlife topics to a broad range of audiences- I would love to see that job opportunity created and engage with my community in that way.  
cmkennedy3379@gmail.com
- Have a team dedicated to working with Operation Catnip in park facilities for humane Trap-Neuter-Return of area community cats.
- Homeless do not need to camp out in them
- Host citizen input sessions
- I very much appreciate your survey, it should help you to improve all!
- I absolutely love Depot Park and think it's extremely well done. The combo of a nice bar there, pizza, occasional food trucks, people of all ages there, walking trails that are surprisingly naturey for an urban park, is fantastic. I don't have kids but I've also noted that the playground looks wonderful -- makes me want to babysit friends' kids so I can go there :-).



- I am a very involved retiree with a long history of using & enjoying Gainesville's' recreation & Park facilities. I also worked many summers as a playground leader for GRD. I miss us having FREE summer and afterschool programs for youth in the neighborhood. I have also served on NCC and enjoy hiking Nature Parks. Keep up the good work with WSPP & Keep buying land in order to make Parks in every quadrant. The East area needs more love. We are in a period of time where kids & families need places to go and play...We have an obligation to help those among us with mental & emotional health problems by getting them out into nature!!
- I am actually quite a fan of what you guys have been doing with the parks in the city. I appreciate how you guys have a wide variety of parks with options for people of all ages, and abilities. I am a fan of the tennis programs especially that help kids with autism, I think that's really special.
- I am personally proud to live in a city with such a robust park department and excited to see how much public input you seek to help make major planning decisions.
- I am wheelchair or scooter bound and am particularly interested in handicap accessibility. Bathrooms are often poorly functional. Gravel paths are particularly difficult or not usable at all.
- I do not know how to access information about all of these facilities and despite having been a resident of Gainesville for 32 years, I was unaware of them.
- I do not support new taxes or housing laws that they just passed.
- I don't feel safe in many of them due to homeless or loitering people, garbage. Bike trails from Boulware Springs to Depot Park, and from University & Waldo to Depot Park, are not lit for safety.
- I have an idea... It might be hard to get but please hear me out... drop the degrading 'X' in 'Latinx'. It's insulting! My father is from Chile in South America and he agrees this insistence on the x makes a mockery of the Spanish language. I'm sorry if it bothers your feelings, but in Espanol, gender is a huge part, there is NO neutrality! You're either LatinA or LatinO. NO X! I advise those with an issue to get over themselves. Facts do not care about their feelings, and it's quite privileged of them to try forcing their worldview down our throats. Thank you for your time. Please take care of your health and be well.
- I hope that more indoor & outdoor pickleball courts which are free to use. Conserving & development of natural areas are important.
- I just want to stress my concerns about light pollution.
- I like all of the new improvements!
- I like that y'all made this survey
- I love Kiwanis Park because i can use the track and still have clear sight of my children.
- I LOVE the parks and trails here, just wanted to say thank you for having lots of amazing stuff to do!
- I love the suicide remembrance park
- I think Gainesville is diverse and progressive. I like that this city. I also like all the parks and nature trails
- I think upgrading or building parks in the less well served areas is important .
- I wish there were more we programs for the homeless. The homeless community can be intimidating at times.
- I would like to know where to find your offerings/programs.

- I wish there was more overlap between east and west Gainesville. I want better Infrastructure that would allow me to navigate longitudinally across the city without the use of fossil fuels. Dedicated lanes for human powered locomotion needs more support. We need less emphasis on single family homes and automobile reliance. Our climate is changing due to human activities, and anything we can do to encourage more diversity in thoughts (by connecting with people on both sides of town) should be supported!
- I worked as a summer camp counselor at T. B. McPherson. I tried to get things done for the kids to do since the City and summer program itself did not and was always stopped. I had volunteers willing to come in and do show and tells and the City never sent them volunteer paperwork. It was FREE stuff for the kids who were constantly bored and the City did NOTHING to help make it happen. There were never enough vans for field trips either.
- I would like to see more paved walking trails where I can walk my dog.
- I would love to see the investment in the people that live here. I don't want to see large corporations come in and move out the people of this neighborhood.
- Ice rink for community.
- I'd really like to see an indoor facility for the disabled in SW Gainesville. A pool so we can exercise our disabled bodies. Activities for an older crowd.
- I'm a Landscape architecture student in UF and I really appreciate there are survey like this for residents to know what the city need to improve in the recreation area
- Imperative youth connect with outdoors.
- Improve and increase bike paths. We should be able to bike safely anywhere in the city
- Improve facilities before spending the monies to build new ones. Safety and lighting is most important with cleanliness #2.
- Improving community cohesion should be the primary factor in any decision making at the department.
- In the city we lived in before we got a brochure every quarter listing everything that was available through the city parks and recreation such as swimming lessons classes for kids classes for adults fitness areas etc. The hardest thing for us is finding out what is out there that we would enjoy doing.
- Increase salaries for law enforcement. Hire more security. Deal with the homeless problem.
- Increase walkable access to park space going west past NW43rd St. The population is moving west and there is a gap in provision.
- Insufficient resources in East side. Homeless is out of control.
- Invite more volunteer participation.
- Is there a community advisory board? If yes, perhaps advertise that better as well. And calls for public participation in planning and design. Also, while your main concern is residents, I think it is worthwhile to consider county residents as well, especially those that live on the fringe of your service area and thus regularly use your facilities, perhaps more than county facilities.
- It is very important to me that the city continues to make indoor facilities such as the MLK recreation center free and accessible to the public. Other counties do not have such facilities with free access making Gainesville a step above.
- It would be nice for new residents to have information on city/community options.

- It would be so nice to have a public pool across the street from Town of Tioga where old golf course used to be located!!
- It would be helpful for any pavement engineers to borrow a wheelchair or scooter and attempt to access some of our city parks starting from the street then the sidewalk and then the internal areas and experience for themselves the number of potholes, the lack of “cut-outs and ramps” where they are needed. There’s still much updating to be done to make the parks more accessible and safe for our “wheeled “ populations.
- I've recently retired and want to maintain my physical abilities. I started pickle ball after taking a n adult education class but find a great shortage in permanent courts. The north side park requires a long wait to participate. I see empty tennis courts rarely used and wondered why we can't get these converted. Sometimes I sit out 4-5 game rotations to be able to pplay. Gainesville didn't have any regular courts and only 3 repertory portable courts in a basketball ball court. Today I waited 1/2 hour between games to rotate out and allow others to play.
- Just reading your lists of things to do in Gainesville tells me your focus is on young, healthy people. Hiking, biking, field sports, canoe/kayak launching.
- Keep it clean, put more garbage cans everywhere.
- Keep outdoor pools open all year we have the weather for it.
- Keep the existing parks clean. Spend the taxpayer's hard-earned money on the things that matter like Public Safety and infrastructure. Stop using GRU as a a cash cow. Try to understand that we have limited funds.
- Keep up the good work and don't give up!
- Keep up the good work, I love gainesville largely due to its green spaces and community offerings (farmer’s market, recycling, art walk, parks and trails, etc)
- Love Gainesville
- Love what you do
- Make oarks fair to all
- Make roads trails and sidewalks skate/scooter safe.
- Make safer for younger kids. Fence around all parks.
- Making sure that the areas are clean.
- More bicycle infrastructure so biking is safe and welcoming here. Protect green space. More things like Depot park all over the city.
- More bike paths please. Glen Springs Road, Nw 34th St, 13th St 8th Ave, in particular
- More bike trails would be nice. The Gainesville/Hawthorne bike trail is great. More dedicated Pickleball courts are needed in Gainesville.
- More dedicated pickleball courts!
- More funding for local performing artists
- More hours
- More info, better maps
- More nature trails around Paines Prairie and their continued maintenance. I really enjoyed the boardwalk.
- More options for classes/skills/outdoor education and advertising needs to reach out to people in several ways.
- More pickleball courts in sw Gainesville



- More places to sit and observe Nature.
- More play equipment for littler kids that is safe for them to climb and explore. Ages 1-3/4
- MORE PUBLIC BATHROOMS EVERYWHERE and especially at children's playgrounds and sports fields
- More publicity about parks and activities (mailers with maps and parking directions).
- More safe activities for kids and parents to do together, cooking, painting, fun activities.
- More safe bike infrastructure to help me get to parks and trails and more places to mountain bike!
- More swings
- More volunteers that will help clean up parks and centers, and also make it safer to people.
- Moving to Gainesville Was the biggest mistake we made for our family. Terrible run city, unsafe and failing infrastructure.
- My daughter's boyfriend belongs to the Alachua County Audubon Society. Gainesville simply needs to keep doing what it is already doing.
- My neighborhood, The Stephen Foster Neighborhood, doesn't need anything fancy, or that costs taxpayers excessive money, like Depot Park. Please just dig a lake, like Greenlake in a Seattle, Washington, and surround it with a wide enough, flat, asphalt path/trail for walkers, joggers, bikers, skaters, wheelchairs, etc. We NEED a place to exercise, and enjoy the fresh air. We don't need any more development, traffic or noise!! Thanks
- N/A, you're doing a superb job.
- Natural areas are good. Nature study is good. Gardening plots are good, too. Get rid of toxic chemicals and stop putting parks on landfills and toxic waste dumps, Avoid cell tower and other insidious radiation exposure to park go-ers, Make parks and public space more accessible to not for profit community groups, not commercial entities. Keep up the awesome playgrounds, but don't spray them with toxic herbicides. Why did you trash Westside park's playground? You could have just repaired a few of the broken items and put a new playground or additional play area in next to it or something much less expensive and destructive!
- Need lights on the offshoot trail alongside Waldo Rd Greenway-Depot Avenue Rail-Trail
- need more access to fresh fruits/veggies. More walking trails would be great.
- Need more fitness classes, Especially senior
- Need more parks.
- Need more pickleball courts. Also need to have shade structures over outdoor courts and some indoor courts.
- need near the hOlly Heights neighborhood
- need strategies that promote personal interaction by participants
- Need to preserve neighborhoods and trees as well as open space
- No facilities in county area. Please serve us.
- None of this matters if GRU doesn't get a grip on their outrageous billing. We are considering leaving due to it.
- Not sure one park in each quadrant of the city is adequate. I take my grandchildren to parks so some of my answers are for them.
- One of the questions asked how I might like to be notified for events, my preferred method is texting which was not a choice

- NW Gainesville could use a lane pool. Even when Westside pool was open more pools would be a great addition. A non-organized sport area in connection would also be an asset. Though the land is outside the city turning the old golfcourse in Jonesville into a park with walking, green space, and a pool like Albert Massey would be a great solution to the area.
- Of all our parks I visit Morningside park the most often. I look forward to Morning side living history and the Cane Boil fair there. On another note, I find that I am not aware of many of our parks and some way of informing the public would be good. Perhaps brief PBS or commercial spots on local channels highlighting a single park now and then would be good.
- Organize volunteer program in providing information about the park, recreational areas of the City
- Our city does not come close to facilities in either rural communities near by or other cities such as Ocala,
- Palm Point and lakeshore drive are a disaster. Its a shame the rowing team and UF tear up the road and do nothing to help maintain it while denying access of their facilities to people who live in the area.
- parks need to be clean and safe.
- People need help living The parks are nice but only if people can afford to live and pay bills. They are working 2 jobs to just get by! Lower GRU bills clean up the homeless and panhandling and the trash they leave behind
- Performing plays in park weather permitted for all age groups; environmental education, marketing in Gainesville events website,
- Permit process to get the splash pad at Depot park takes too long. It was down most of the summer !
- Pick up the litter. Have more trash baskets around
- Play pickleball daily at Northside Park the four courts are always filled to capacity ,while tennis courts are usually unoccupied.
- Please add more pickleball courts! Especially here in the Southwest area; Haile Plantation/Oakmont/Hayes Glen community
- Please add sidewalks to provide access to recreation. Unsafe to walk on roads. Please increase hours at MLK Wellness.
- Please build bike lanes separate from the road. Please hash mark the trails in your parks and maintain the trails
- Please buy the 20 acre parcel to save the wildlife and help us have our very own walking area + park!!!! NO MORE SUBDIVISION DEVELOPMENT!
- Please clean the trash up daily, weekly, have a phone line to call to report trash issues. This town is embarrassing to live in. We pick up trash everywhere. The creeks are filthy. I feel for the animals that must drink the water. GRU dumps sewing way too many times!!!! Disgusting.
- Please consider adding more splash pads.
- Please continue to engage the public with efforts like this. City Parks and Rec services are such an important part of a community when executed to have an impact and for the past few decades, it seems Gainesville P&R has made efforts to improve and grow to meet the needs of the community. Please continue to move in these directions of growth, with special attention to meeting the needs of a demographically diverse community.
- Please do better signs and enforcement for being smokefree per CS/SB 224

- Please do not demolish the Thelma Bolton center in Duckpond!!! Preservation is important and we don't want to change the character of the neighborhood
- Please don't waste our tax dollars
- Please find a site that will allow for continuation of the Hoggetowne Medieval Faire.
- Please get homeless people out of parks
- Please I beg PLEASE FIX the Dwight hunter pool slide !!!! The kids of Gainesville deserve this !!!!! It's been broken for soooo long ! Please allocate funds to fix this resource !
- Please just keep the parks clean and have more options for those on the west side of town by the mall/43rd st.
- Please keep the nature trails natural dirt trails. My children love it much more than pavement or concrete. Please don't improve parks that are already in relatively good condition. Not being able to use Westside park this year has been disappointing and we loved it just the way it was. Instead focus on those that are dilapidated or spend the money on acquiring new land.
- Please make more skate parks, a skate park closer to uf campus would be such a game changer especially because you people know how to make a skate park, possum creek is incredible
- Please more pickleball courts. Other communities are profiting so much from this sport, we can too!
- Please prioritize improving and maintaining existing facilities. So many city facilities are falling into a state of disrepair.
- Please repair, resurface, pave and otherwise improve the walking/nature trail in Wedtside Park and install bollards along NW 31st Drive to prohibit parking among the trees.
- Please watch Not Just Bikes on Youtube and learn from the Netherlands on how they made their country safer by making it less car-dependent. It improves the quality of life and the environment.
- poor planning with huge housing on park lot type roads.
- Preserve natural spaces and reduce car traffic to make biking and walking safer.
- PROPERLY MAINTAIN WHAT WE HAVE AND SET ASIDE MORE LAND FOR NATURE PRESERVES.
- Provide lighting for dog parks. Effective mosquito spraying for Tom Petty dog park
- Renovate Citizen's Field and the NE complex, Improve BDP, Add facilities on the Gainesville/Hawthorne Trail (additional repair stations & restrooms)
- Safety is my number 1 concern, I'd like to see those police phone things they have around UF, at some trails.
- Security cameras
- Security is my main concern. More sitting-picnic facilities are needed.
- Security is the biggest issue in the park areas
- So happy you provide safe spaces for families.
- Stephen Foster area needs a park and I would love to see the City utilize the Koppers site for this. Thank you for all that you do!
- Stop spending my money on garbage like this
- Stop the gun violence by supporting our local cops.
- Thank you all! I love Gainesville's parks!
- Thank you for all that you all do!!



- Stop wasting money. Address the gun violence in our community. Our leadership is awfully quiet because it only effects minority communities. But they have no problem letting big business buy/destroy historically black neighborhoods for student complexes. Never seen such a passively aggressive racist city commission.
- Thank you!
- Thank you!
- Thank You!!
- Thanks for allowing parent feedback
- Thanks for your hard work. I hope we can look forward to more parks & recreation opportunities now that we're out of the worst of the pandemic. Please be kind to our homeless population.
- The biggest recommendation I have is for the parks on the East side of Gainesville to get as much attention to cleanliness as the ones on the westside of town.
- The Hawthorne trail needs to be maintained. Too many big bumps.
- The litter and trash in this city is Horrible! There needs to be some kind of campaign to get the citizens involved in cleaning it up. I think the University also needs to be involved as the students use the downtown area for activity and trash up the place. I shouldn't have to avoid a playground for my grandchildren because of excessive trash on the ground.
- The one major factor would improve my own personal experience for all of parks, trails, open space, cultural facilities or recreational facilities and services is to remove cars from the equation. That is, develop a system of safe bike trails throughout the City so that alternative transportation means such as bikes, ebikes, scooters, and transit are viable options, connect trails through existing and future trails to add to this network, emphasize passive recreation and deemphasize large organized recreation that necessitate access by car. Integrate local cultural activities and pocket parks into neighborhoods to promote community activities that can be accessed either by walking or biking.
- The park system here is wonderful. As far as facilities, a facility dedicated to dance would be a great addition to the mix - with the caveat that it needs to have affordable rental or usage rates. Dance just combines so many good values: social, exercise/fitness, well-being, music, performing, participation, etc.
- The question about our Affecting our household, we read it twice and agreed we thought you were asking for Affecting us specifically, not our concerns for the community. For example, we are concerned and actively supporting elimination of the Food Desert in East Gainesville, but our household has easy access to healthy foods.
- The transportation system needs attention. We need security to update to our hectic times.
- There aren't a lot of resources on the west side of town and those of us out of the "downtown" area often have no idea what's going on over there. I miss living up north where there were many community centers in the city and they all offered adult classes. I pay WAYYYY more to live in Gainesville than any other city I've lived in around the world and get so much less.
- There is a need for more events oriented for adults that are for all adults and not only for young adults. A social event to meet other adults and find common hobbies or interests would be helpful and keep "bored" citizens from finding entertainment or fulfillment through illegal activities.

- There could be much better signage of many of the hiking trails and walking paths, including better maps at trailheads and trailmarkers along paths. Many parks would be utilized much more if there was better information online, including hiking trail maps. The relatively recent addition of the maps/signs on the Gainesville/Hawthorne bike path are excellent, and something similar should be done in other park areas that have paths or trails. Also, Morningside Nature Center should allow dogs on at least some of the hiking trails, this would significantly increase users.
- There is no reason there is no bike/hiking trail from Hogtown Creek to Flatwoods to Morningside.
- This is beautiful city however some people are sensitive developmentally and or physically and are not permitted to safely participate in outdoor activities. An increase on indoor facilities can help seniors and other disabled enjoy what Gainesville can offer.
- Tree destruction—one of the things that brought me to Gainesville and kept me here was the beauty of the trees, the protection of trees and canopy. In the last 5-10 years, it has been under severe destruction. It's sickening and infuriating. The gentrification of traditionally black areas — especially for student luxury apartments, etc. Is horrifying. Small local businesses being turned into giant complexes. Family neighbors being glutted with students, trees ripped down for their parking, loud parties.
- TV news programs cover AFTER events. I need days before communication to make arrangements.
- Use those raises the city just gave themselves for park & recreation instead of the do nothing officials
- Very satisfied with all that the city has to offer. Maintaining what we have is what the focus should be on while evolving as a city with more additions to the existing structures.
- W/o economic security, parks and rec are not going to provide much relief.
- Water stations for dogs would be wonderful on the nature trails.
- We can make a foundation for improve our city. And make more beautiful our city. Because Gainesville FL is an amazing city.
- We go to Split Rock.
- We have enough parks and outdoor spaces. We should continue to maintain these and plan cultural events in these spaces.
- We have such beautiful trees in our parks if like to see them maintained and replaced. Also encouraging recreational tree climbing.
- We love the parks here!
- We need dedicated Pickleball courts in all quadrants of the city.
- We need many more dedicated outdoor Pickleball courts
- We need more indoor sport facilities.
- We need new disc golf courses to meet the demand
- We need permanent Pickleball courts.
- We need rifle ranges
- We really need to do better about keeping the homeless from harassing people in public parks. Also parks nearer to the east side of town are poorly maintained:

- We need the skate park and soccer fields in Possom Creek to be available for the residents in the area. Adults from other areas take the skate park and bully kids so we cannot go there. People from other areas take the soccer fields. We are being excluded from the soccer fields by people that do not even speak English.
- We need to preserve as much undeveloped land for parks and recreation as possible before the opportunity is gone forever. We should also heavily weigh public input on these decisions, giving particular value to the opinions of local experts from UF, Santa Fe College, and other academicians and professionals experienced in land management and public acquisition.
- What happened to the improvements planned for NE 2nd St? Pocket park? Sidewalks? We do NOT want an experimental road/sidewalk that will encourag3 additional traffic to divert from Main St!
- Work with GRCS to help people with limited income. Create competition for G.R.U and Cox Cable.
- Would like the city and parks department to actually look at use and demand to determine future investment. So many unused tennis courts and so many waiting line for pickle ball in the mornings.
- Would like to see the farmers market back at Bo Diddley Plaza. Safer bicycle protected lanes to get to parks, etc.
- Would love indoor pools and steam/sauna/spa/public bath facilities.
- Would love to see path with fitness equipment for people who cannot afford to go to the gym
- You all are doing a awesome job! My percentage of 75% is just because I haven't attended as much as I'd like. Finances transportation All the things you do for our town Of Gainesville 100% quality work. Wishing you all the the best now and in the future beyond. Happy Holidays
- You need to add more dedicated pickleball courts. It is the largest growing sport in the US
- you're doing a good job.



# **7** Survey Instrument



# City of Gainesville

## Office of the City Manager

2024-9496  
Gainesville, FL 2022 Survey

October 2022

**Re: A Few Minutes of Your Time Will Help Make the City of Gainesville a Better Place to Live, Work, and Play!**

Dear City of Gainesville Neighbor:

***Your response to the enclosed survey is extremely important...***

The City of Gainesville is completing a Parks, Recreation, and Cultural Affairs Needs Assessment Update which will identify the needs and priorities of future parks, recreation, and cultural services in our community over the next 5 to 10 years. Public input is crucial to the plan's development. In addition to special events input, public workshops, focus groups, and stakeholder interviews, the City is also conducting a Community Interest and Opinion Survey to better understand our neighbors' priorities for parks, indoor/outdoor recreation, nature and cultural facilities as well as recreational, nature, and cultural programs and services within the community. Your household is one of a limited number selected at random to receive this survey, so we hope that you will be able to participate.

***We appreciate your time...***

We realize that this survey will take approximately 10-15 minutes to complete, but each question is important. The time you invest in completing this survey will aid us in taking a resident-driven approach to making decisions that will enrich the future of our community and positively affect the lives of our neighbors.

***Please complete and return your survey within the next two weeks...***

We have selected ETC Institute, an independent consulting company, as our partner to administer this survey. They will compile the data received and present the results to the City of Gainesville. **Your responses will remain confidential.** Please return your completed survey in the enclosed postage-paid envelope addressed to ETC Institute, 725 W. Frontier Circle, Olathe, KS 66061. If you would prefer to take the survey by web, the address is [gainesvilleparkssurvey.org](https://gainesvilleparkssurvey.org).

If you have any questions, please feel free to contact Roxana (Roxy) Gonzalez, Director of the City of Gainesville Parks, Recreation and Cultural Affairs Department at (352) 393-8755 or [GonzalezRN@cityofgainesville.org](mailto:GonzalezRN@cityofgainesville.org). The Community Interest and Opinion Survey is a tool that will benefit all neighbors. Please take this opportunity to let your voice be heard!

Sincerely,

Cynthia W. Curry  
Interim City Manager



# City of Gainesville Parks, Recreation and Cultural Affairs

## Needs Assessment Survey

Let your voice be heard today! The City of Gainesville requests your input to help us improve our parks, recreation and culture system. Recreation programs, facilities, parks, greenspaces and cultural programming contribute significantly to your quality of life and your opinions are very valuable to us. We greatly appreciate your time and insights. If you would prefer to complete the survey on-line, please go to [gainesvilleparkssurvey.org](https://gainesvilleparkssurvey.org).

**1. From the following list, please CHECK ALL the City of Gainesville parks, facilities, and trail sites you or members of your household have visited over the past 12 months.**

- |   |  |
|---|--|
| <input type="checkbox"/> (01) A. Quinn Jones Museum & Cultural Center   | <input type="checkbox"/> (19) Lincoln Park (SE 15th St.)               |
| <input type="checkbox"/> (02) Alfred A. Ring Park                       | <input type="checkbox"/> (20) Morningside Nature Center                |
| <input type="checkbox"/> (03) Albert Ray Massey Park                    | <input type="checkbox"/> (21) Northeast Complex (behind MLK)           |
| <input type="checkbox"/> (04) Bivens Arm Nature Park                    | <input type="checkbox"/> (22) Northside Park/Senior Rec. Center        |
| <input type="checkbox"/> (05) Bo Diddley Community Plaza                | <input type="checkbox"/> (23) Palm Point Park (Lakeshore Dr.)          |
| <input type="checkbox"/> (06) Boulware Springs Nature Park              | <input type="checkbox"/> (24) Possum Creek Park (NW 53rd Ave.)         |
| <input type="checkbox"/> (07) Cofrin Nature Park (NW 8th Ave.)          | <input type="checkbox"/> (25) Reserve Park (NE 11th St.)               |
| <input type="checkbox"/> (08) Cora Roberson Park (SW 6th St.)           | <input type="checkbox"/> (26) Roper Park (NE 2nd St.)                  |
| <input type="checkbox"/> (09) Depot Park                                | <input type="checkbox"/> (27) Rosa B Williams/352Artspace (NW 1st St.) |
| <input type="checkbox"/> (10) Depot Avenue Rail Trail                   | <input type="checkbox"/> (28) San Felasco City Park (NW 34th)          |
| <input type="checkbox"/> (11) Duval Park (520 NE 21st. St.)             | <input type="checkbox"/> (29) Smokey Bear Park (NE 15th St.)           |
| <input type="checkbox"/> (12) Evergreen Cemetery (SE 21st. Ave.)        | <input type="checkbox"/> (30) Springtree Park (NW 39th Ave.)           |
| <input type="checkbox"/> (13) Fred Cone Park/Eastside Rec. Center       | <input type="checkbox"/> (31) Sweetwater Park/Matheson                 |
| <input type="checkbox"/> (14) Gainesville-Hawthorne Trail (SE 15th St.) | <input type="checkbox"/> (32) TB McPherson Park (SE 15th St.)          |
| <input type="checkbox"/> (15) Greentree Park (NW 39th Ave.)             | <input type="checkbox"/> (33) Thomas Center & Gardens (NE 6th Av.)     |
| <input type="checkbox"/> (16) Haisley Lynch Park (S. Main St.)          | <input type="checkbox"/> (34) Tom Petty Park (NE 16th Ave)             |
| <input type="checkbox"/> (17) Hogtown Creek Headwaters Nature Park      | <input type="checkbox"/> (35) Unity Park (NE 31st Ave.)                |
| <input type="checkbox"/> (18) Kiwanis Challenge Park (NW 39th Ave.)     |  |

**2. Which THREE of the parks, facilities, and trail sites listed in Question 1 do you and members of your household visit the most often? [Write-in your answers below using the numbers from the list in Question 1, or circle "NONE."]**

1st: \_\_\_\_\_ 2nd: \_\_\_\_\_ 3rd: \_\_\_\_\_ NONE

**3. From the following list, please CHECK ALL the City of Gainesville parks, recreation, and cultural sites you or members of your household have used or visited over the past 12 months.**

- |   |   |
|---|---|
| <input type="checkbox"/> (01) Walking and hiking trails | <input type="checkbox"/> (14) Recreation centers                  |
| <input type="checkbox"/> (02) Biking trails/paths       | <input type="checkbox"/> (15) Community gardens                   |
| <input type="checkbox"/> (03) Nature trails             | <input type="checkbox"/> (16) Ponds/Lakes for fishing and boating |
| <input type="checkbox"/> (04) Tennis courts             | <input type="checkbox"/> (17) Outdoor pools                       |
| <input type="checkbox"/> (05) Pickle ball courts        | <input type="checkbox"/> (18) Open play areas                     |
| <input type="checkbox"/> (06) Racquetball courts        | <input type="checkbox"/> (19) Playgrounds                         |
| <input type="checkbox"/> (07) Basketball courts         | <input type="checkbox"/> (20) Horseshoe/Petanque/Bocci pitches    |
| <input type="checkbox"/> (08) Softball/Baseball fields  | <input type="checkbox"/> (21) Natural areas                       |
| <input type="checkbox"/> (09) Soccer fields             | <input type="checkbox"/> (22) Sand volleyball courts              |
| <input type="checkbox"/> (10) Living History Farm       | <input type="checkbox"/> (23) Band-shell/Stages/Performance areas |
| <input type="checkbox"/> (11) Skate park                | <input type="checkbox"/> (24) Indoor fitness facilities           |
| <input type="checkbox"/> (12) Picnic shelters           | <input type="checkbox"/> (25) Outdoor fitness equipment/circuits  |
| <input type="checkbox"/> (13) Thomas Center Galleries   |   |

**4. Which THREE of the parks, recreation, and cultural sites listed in Question 3 do you and members of your household visit the most often? [Write-in your answers below using the numbers from the list in Question 3, or circle "NONE."]**

1st: \_\_\_\_\_ 2nd: \_\_\_\_\_ 3rd: \_\_\_\_\_ NONE



5. Overall, how would you rate the physical condition of the parks, recreation, and cultural sites in the City of Gainesville you have visited?

\_\_\_\_(4) Excellent      \_\_\_\_ (3) Good      \_\_\_\_ (2) Fair      \_\_\_\_ (1) Poor      \_\_\_\_ (9) Don't know

6. Please rate how satisfied you are with the following major facilities operated by the Gainesville Parks, Recreation, and Cultural Affairs Department listed.

Parks and Facilities	Very Satisfied	Satisfied	Neutral	Dissatisfied	Very Dissatisfied	Don't Know
01. A. Quinn Jones Museum & Cultural Center	5	4	3	2	1	9
02. Albert Ray Massey Recreation Center	5	4	3	2	1	9
03. Andrew Mickel Pool	5	4	3	2	1	9
04. Bo Diddley Community Plaza	5	4	3	2	1	9
05. Clarence R. Kelly Community Center	5	4	3	2	1	9
06. Dwight D. Hunter Pool (NE Pool)	5	4	3	2	1	9
07. Eastside Recreation Center	5	4	3	2	1	9
08. Gainesville/Alachua County Sr. Recreation Center	5	4	3	2	1	9
09. H. Spurgeon Cherry Pool	5	4	3	2	1	9
10. Ironwood Golf Course Banquet Room	5	4	3	2	1	9
11. Martin Luther King Multipurpose Center	5	4	3	2	1	9
12. Martin Luther King Wellness Center	5	4	3	2	1	9
13. Porters Community Center	5	4	3	2	1	9
14. Rosa B. Williams/352Artspace	5	4	3	2	1	9
15. T.B. McPherson Recreation Center	5	4	3	2	1	9
16. Thelma Boltin Center	5	4	3	2	1	9
17. Thomas Center Rentals and Galleries	5	4	3	2	1	9

7. Please CHECK ALL the reasons that have discouraged you or other members of your household from using City of Gainesville parks, trails, facilities, or programs/events more often during the past 12 months.

____(01) Facilities are not well maintained	____(14) Lack of transportation
____(02) Facilities do not have the right equipment	____(15) Lack of quality programs
____(03) Facility operating hours are not convenient	____(16) Parks are not well maintained
____(04) Fees are too expensive	____(17) Poor customer service by staff
____(05) I do not know the locations of facilities	____(18) Program times are not convenient
____(06) I do not know the locations of parks	____(19) Programs I am interested in are not offered
____(07) I use facilities in other Cities	____(20) Registration for programs is difficult
____(08) Lack of accessibility for people with disabilities	____(21) Security is insufficient
____(09) Personal disability	____(22) Too far from residence
____(10) I do not know what programs are being offered	____(23) Waiting list/programs are full
____(11) I use facilities/programs of other organizations	____(24) We are not interested
____(12) I use services of other agencies	____(25) We are too busy
____(13) Lack of parking	____(26) Other: _____

8. Have you or other members of your household participated in any recreation and cultural programs provided by the City of Gainesville during the past year?

\_\_\_\_(1) Yes      \_\_\_\_ (2) No [Skip to Q9.]

- 8a. Overall, how would you rate the quality of the programs that you and members of your household have participated in?

\_\_\_\_(4) Excellent      \_\_\_\_ (3) Good      \_\_\_\_ (2) Fair      \_\_\_\_ (1) Poor

**8b. Please rate how satisfied you are with the recreation and culture programs listed below.**

Parks and Facilities	Very Satisfied	Satisfied	Neutral	Dissatisfied	Very Dissatisfied	Don't Know
1. Youth athletic and recreation programs	5	4	3	2	1	9
2. Adult athletic and recreation programs	5	4	3	2	1	9
3. Senior recreation programs	5	4	3	2	1	9
4. Special events	5	4	3	2	1	9
5. Ease of registering for recreation programs	5	4	3	2	1	9
6. Fees charged for recreation programs	5	4	3	2	1	9
7. Aquatics Programs	5	4	3	2	1	9
8. Overall quality of recreation programs	5	4	3	2	1	9
9. Cultural art programs	5	4	3	2	1	9

**9. How do you learn about the programs, activities, and special events that are offered by the City of Gainesville Parks, Recreation and Cultural Affairs Department? [Check all that apply.]**

- ☐ (01) City of Gainesville website  
☐ (02) City of Gainesville e-newsletters  
☐ (03) Fun4Gator Kids.com  
☐ (04) Newspapers  
☐ (05) Flyers  
☐ (06) Word of mouth (friends and neighbors)  
☐ (07) Signage at parks, recreation or culture facilities  
☐ (08) Social media: Facebook  
☐ (09) Social media: Twitter  
☐ (10) Social media: Nextdoor  
☐ (11) Social media: Instagram  
☐ (12) From schools, churches, or other non-profit organizations in the community  
☐ (13) From health clubs, gyms or other private sector organizations in the community  
☐ (14) Email notifications  
☐ (15) Bo Diddley Plaza marquee  
☐ (16) By visiting/attending the park  
☐ (17) Other: \_\_\_\_\_

**10. What are your most preferred ways of learning about City of Gainesville Parks, Recreation and Cultural Affairs Department programs, activities, and special events? [Write-in your answers below using the numbers from the list in Question 9, or circle "NONE."]**

1st: \_\_\_\_\_ 2nd: \_\_\_\_\_ 3rd: \_\_\_\_\_ NONE

**11. Please rate the importance of the following ways that the City of Gainesville Parks, Recreation, and Cultural Affairs Department can help address racial, gender, and age inequities.**

How important is it for the City to.....	Very Important	Somewhat Important	Not Important	Not Sure
1. Provide a broad spectrum of programs, activity, facilities, and equipment for residents of all ages, races, genders, and abilities to experience.	3	2	1	9
2. Provide programs and activities that are free, low-cost, market-rate, or include scholarships	3	2	1	9
3. Provide information in multiple languages, including for residents that are hearing or vision impaired.	3	2	1	9
4. Provide a variety of convenient transportation options for residents to easily get to programs, activities, facilities, and parks such as bus, micro-bus, electrical scooters, electrical bikes, etc.	3	2	1	9
5. Provide well-trained staff that are kind, knowledgeable, and helpful in connecting residents to the full spectrum of available government services.	3	2	1	9
6. Provide high-quality parks, facilities, and equipment throughout the City.	3	2	1	9
7. Provide a range of opportunities for residents to collaborate in decision-making for the planning, design, and implementation of parks, recreation, and cultural amenities, programs, and activities.	3	2	1	9
8. Ensure that all residents feel welcomed in all of the City's parks, recreation, and cultural facilities and are enriched after visiting and participating in programs and activities	3	2	1	9
9. Other: _____	3	2	1	9

12. Which **FOUR** of the items from the list in Question 11 on the previous page are **MOST IMPORTANT** to your household? [Write-in your answers below using the numbers from the list in Question 11, or circle "NONE."]

1st: \_\_\_\_\_ 2nd: \_\_\_\_\_ 3rd: \_\_\_\_\_ 4th: \_\_\_\_\_ NONE

13. Please share any other ways that the City of Gainesville, Parks, Recreation, and Cultural Affairs Department can help improve racial, gender, and age equity for you and your household.

14. Please indicate if you or any member of your household has a need for each of the parks, recreational, and cultural facilities/amenities listed below by circling "Yes" or "No." If "Yes," please rate how well your need for facilities/amenities of this type is being met using a scale of 1 to 4, where 4 means needs are "Fully Met" and 1 means needs are "Not Met."

Type of Facility	Do you have a need for this facility?		If "Yes," how well are your needs being met?				
	Yes	No	100% Met	75% Met	50% Met	25% Met	0% Met
01. Walking, jogging, and nature trails	Yes	No	5	4	3	2	1
02. Bicycle/Walking/Multipurpose trails	Yes	No	5	4	3	2	1
03. Mountain bike/dirt bike trails	Yes	No	5	4	3	2	1
04. Soccer fields/multipurpose fields	Yes	No	5	4	3	2	1
05. Youth baseball and softball fields	Yes	No	5	4	3	2	1
06. Adult softball fields	Yes	No	5	4	3	2	1
07. Nature center	Yes	No	5	4	3	2	1
08. Kayak and canoe launches	Yes	No	5	4	3	2	1
09. Fishing piers	Yes	No	5	4	3	2	1
10. Playgrounds	Yes	No	5	4	3	2	1
11. Picnic shelters	Yes	No	5	4	3	2	1
12. Outdoor amphitheater	Yes	No	5	4	3	2	1
13. Outdoor swimming pools/water parks	Yes	No	5	4	3	2	1
14. Spray/Splash pads	Yes	No	5	4	3	2	1
15. Disc golf course	Yes	No	5	4	3	2	1
16. Farmers' market	Yes	No	5	4	3	2	1
17. Community gardens	Yes	No	5	4	3	2	1
18. Golf course	Yes	No	5	4	3	2	1
19. Tennis courts	Yes	No	5	4	3	2	1
20. Basketball courts	Yes	No	5	4	3	2	1
21. Small neighborhood parks	Yes	No	5	4	3	2	1
22. Large community parks	Yes	No	5	4	3	2	1
23. Dog parks	Yes	No	5	4	3	2	1
24. Skate parks	Yes	No	5	4	3	2	1
25. Indoor theater	Yes	No	5	4	3	2	1
26. Indoor pool	Yes	No	5	4	3	2	1
27. Outdoor jogging track	Yes	No	5	4	3	2	1
28. Performing arts centers	Yes	No	5	4	3	2	1
29. Arts galleries	Yes	No	5	4	3	2	1
30. Pickleball court	Yes	No	5	4	3	2	1
31. Indoor jogging track	Yes	No	5	4	3	2	1
32. Other: _____	Yes	No	5	4	3	2	1

15. Which **FOUR** amenities from the list in Question 14 are **MOST IMPORTANT** to your household? [Write-in your answers below using the numbers from the list in Question 14, or circle "NONE."]

1st: \_\_\_\_\_ 2nd: \_\_\_\_\_ 3rd: \_\_\_\_\_ 4th: \_\_\_\_\_ NONE



16. Please indicate if you or any member of your household has a need for each of the recreation programs/activities listed below by circling "Yes" or "No." If "Yes," please rate how well your need for programs/activities of this type are being met using a scale of 1 to 4, where 4 means needs are "Fully Met" and 1 means needs are "Not Met."

Type of Program	Do you have a need for this program?		If "Yes," how well are your needs being met?				
			100% Met	75% Met	50% Met	25% Met	0% Met
01. Preschool programs	Yes	No	5	4	3	2	1
02. Youth art, music, dance, or theater classes	Yes	No	5	4	3	2	1
03. Youth enrichment/social development	Yes	No	5	4	3	2	1
04. Birthday parties	Yes	No	5	4	3	2	1
05. Community special events	Yes	No	5	4	3	2	1
06. Senior adult programs	Yes	No	5	4	3	2	1
07. Swim lessons	Yes	No	5	4	3	2	1
08. Adult water fitness programs	Yes	No	5	4	3	2	1
09. Adult fitness classes	Yes	No	5	4	3	2	1
10. Adult art, music, dance, or theater	Yes	No	5	4	3	2	1
11. Adult sports leagues	Yes	No	5	4	3	2	1
12. Youths sports leagues	Yes	No	5	4	3	2	1
13. Youth fitness classes	Yes	No	5	4	3	2	1
14. Nature programs/environmental education	Yes	No	5	4	3	2	1
15. Fishing and boating programs	Yes	No	5	4	3	2	1
16. Community gardening	Yes	No	5	4	3	2	1
17. Volunteer opportunities	Yes	No	5	4	3	2	1
18. History programs	Yes	No	5	4	3	2	1
19. Travel programs	Yes	No	5	4	3	2	1
20. Programs for pets and owners	Yes	No	5	4	3	2	1
21. Wellness screenings	Yes	No	5	4	3	2	1
22. Enrichment classes (sewing, cooking, etc.)	Yes	No	5	4	3	2	1
23. Programs for people with special needs	Yes	No	5	4	3	2	1
24. After school programs	Yes	No	5	4	3	2	1
25. Summer camps	Yes	No	5	4	3	2	1
26. Transportation services for adults over 65	Yes	No	5	4	3	2	1
27. Daily meals for adults 65 and older	Yes	No	5	4	3	2	1

17. Which **FOUR** activities/programs listed in Question 16 are **MOST IMPORTANT** to your household?  
[Write-in your answers below using the numbers from the list in Question 16, or circle "NONE."]

1st: \_\_\_\_ 2nd: \_\_\_\_ 3rd: \_\_\_\_ 4th: \_\_\_\_ NONE

18. Please indicate how supportive you would be of each of the following actions that the City of Gainesville could take to improve the parks and recreation system.

How supportive are you of:		Very Supportive	Somewhat Supportive	Not Sure	Not Supportive
1.	Develop parks for un-organized and free play/general community recreation access and that are not permitted for organized sports.	4	3	2	1
2.	Develop additional outdoor sports facilities for organized sports (e.g., soccer, football, lacrosse, basketball, volleyball, baseball, softball, etc.)	4	3	2	1
3.	Develop indoor recreation centers in each quadrant of the city (e.g., SW, SE, NE, NW) with community space and multi-purpose indoor gymnasium that provide opportunities to play indoor basketball, volleyball, pickleball, and participate in variety of programs and activities.	4	3	2	1
4.	Develop a significant park with a variety of active and passive outdoor activities in each quadrant of the city (e.g., SW, SE, NE, NW).	4	3	2	1
5.	Develop a one-stop center in each quadrant of the city (e.g., SW, SE, NE, NW) where residents can learn about and access the full array of government services.	4	3	2	1
6.	Development of walking and biking facilities	4	3	2	1
7.	Increase safety and security measures in parks (e.g., increase lighting, security cameras, call boxes, park rangers, on-site staff, )	4	3	2	1
8.	Other: _____	4	3	2	1

19. Which **FOUR** of the items listed in Question 18 are **MOST IMPORTANT** to your household? [Write in your answers below using the numbers from the list in Question 18, or circle "NONE."]

1st: \_\_\_\_ 2nd: \_\_\_\_ 3rd: \_\_\_\_ 4th: \_\_\_\_ NONE

20. Recreation and parks systems have the potential to help improve some of the difficult health, social, economic, and environmental challenges facing communities. Please select the top FIVE areas of concern that are **MOST IMPORTANT** to you and your household.

- \_\_\_\_ (01) Blight (i.e., dilapidated, unsafe, and/or unsightly conditions in your neighborhood and/or community)
- \_\_\_\_ (02) Community divisiveness/isolation/loneliness/anxiety and depression
- \_\_\_\_ (03) Community safety/crime/violence
- \_\_\_\_ (04) Cost of healthy foods, such as fresh fruits, vegetables and whole foods
- \_\_\_\_ (05) Access to healthy foods, such as fresh fruits, vegetables, and whole foods (i.e., healthy foods are too far away)
- \_\_\_\_ (06) Economic development (i.e., transformation of underutilized places into new stores, restaurants, offices, housing)
- \_\_\_\_ (07) Flooding
- \_\_\_\_ (08) Gun violence
- \_\_\_\_ (09) Homelessness and/or panhandling
- \_\_\_\_ (10) Access to healthcare, doctors, and medicines
- \_\_\_\_ (11) Trust in local government
- \_\_\_\_ (12) High quality jobs with adequate incomes/wages and benefits such as health care
- \_\_\_\_ (13) Access to transportation (i.e., sidewalks, bikeways, trails, public transit)
- \_\_\_\_ (14) Neighborhood change/displacement (i.e., gentrification)
- \_\_\_\_ (15) Preservation of natural areas (i.e., preserving forest land, rivers, lakes)
- \_\_\_\_ (16) Affordable housing
- \_\_\_\_ (17) Traffic congestion
- \_\_\_\_ (18) Substance abuse/drug and alcohol use
- \_\_\_\_ (19) Trash/Litter
- \_\_\_\_ (20) Other: \_\_\_\_\_

21. **If you had a budget of \$100 for services provided by the City of Gainesville Parks, Recreation and Cultural Affairs Department, how would you allocate the funds among the categories of funding listed below? [Please be sure your total adds up to \$100.]**

\$ \_\_\_\_\_ Improvements/Maintenance of existing parks, pools, sports, cultural, and recreation facilities  
 \$ \_\_\_\_\_ Acquisition of new park land and open space  
 \$ \_\_\_\_\_ Construction of new sports fields (e.g., softball, soccer, baseball)  
 \$ \_\_\_\_\_ Acquisition and development of walking and biking trails  
 \$ \_\_\_\_\_ Improve cultural program facilities  
 \$ \_\_\_\_\_ Develop new cultural program facilities  
 \$ \_\_\_\_\_ Other: \_\_\_\_\_

**\$100 total**

*The following demographic information is being requested to validate the survey; all responses will remain confidential.*

22. **Counting yourself, how many people in your household are...**

Under age 5: \_\_\_\_\_ Ages 15-19: \_\_\_\_\_ Ages 35-44: \_\_\_\_\_ Ages 65-74: \_\_\_\_\_  
 Ages 5-9: \_\_\_\_\_ Ages 20-24: \_\_\_\_\_ Ages 45-54: \_\_\_\_\_ Ages 75+: \_\_\_\_\_  
 Ages 10-14: \_\_\_\_\_ Ages 25-34: \_\_\_\_\_ Ages 55-64: \_\_\_\_\_

23. **What is your age?** \_\_\_\_\_ years

24. **How do you identify?** \_\_\_\_\_ (1) Male \_\_\_\_\_ (2) Female \_\_\_\_\_ (3) Other: \_\_\_\_\_

25. **How many years have you lived in the City of Gainesville?** \_\_\_\_\_ years

26. **Which of the following best describes your race? [Check all that apply.]**

\_\_\_\_ (01) Asian or Asian Indian \_\_\_\_\_ (05) Native Hawaiian or other Pacific Islander  
 \_\_\_\_ (02) Black or African American \_\_\_\_\_ (06) Hispanic, Spanish, or Latino/a/x  
 \_\_\_\_ (03) American Indian or Alaska Native \_\_\_\_\_ (99) Other: \_\_\_\_\_  
 \_\_\_\_ (04) White

27. **Are you of Hispanic/Latino ethnicity?** \_\_\_\_\_ (1) Yes \_\_\_\_\_ (2) No

28. **Please share any additional comments that could assist the City of Gainesville Parks, Recreation, and Cultural Affairs Department in improving parks, trails, open space, cultural facilities or recreational facilities and services.**

---



---



---

**This concludes the survey. Thank you for your time!**

Return your completed survey in the enclosed return-reply envelope addressed to:  
 ETC Institute, 725 W. Frontier Circle, Olathe, KS 66061



**2022**

**City of Gainesville, Florida**

**Parks and Recreation Needs Assessment Survey**

**Priority Investment Ratings  
by District**

---

# Priority Investment Rating

## Gainesville, Florida

---

The **Priority Investment Rating (PIR)** was developed by ETC Institute to provide governments with an objective tool for evaluating the priority that should be placed on parks and recreation investments. The Priority Investment Rating was developed by ETC Institute to identify the facilities and programs residents think should receive the highest priority for investment. The priority investment rating reflects the importance residents place on items (sum of top 4 choices) and the unmet needs (needs that are not met or only partly met) for each facility/program relative to the facility/program that rated the highest overall. Since decisions related to future investments should consider both the level of unmet need and the importance of facilities and programs, the PIR weights each of these components equally.

The PIR reflects the sum of the Unmet Needs Rating and the Importance Rating as shown in the equation below:

$$\text{PIR} = \text{UNR} + \text{IR}$$

For example, if the Unmet Needs Rating for Community Gardens were 98.9 (out of 100) and the Importance Rating for Community Gardens were 21.6 (out of 100), the Priority Investment Rating for the Farmer's Market would be 120.5 (out of 200).

### How to Analyze the Charts:

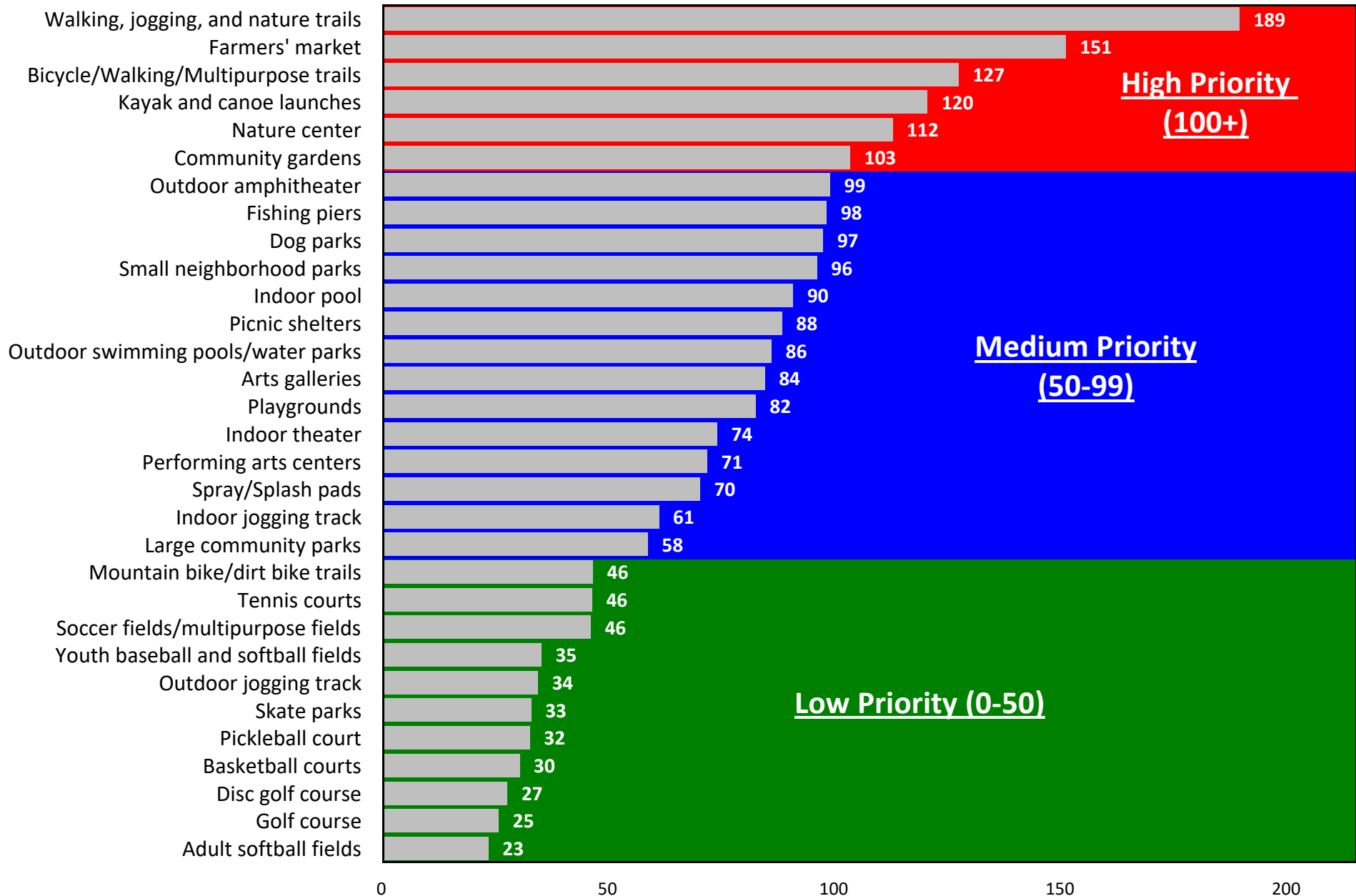
- **High Priority Areas** are those with a PIR of at least 100. A rating of 100 or above generally indicates there is a relatively high level of unmet need and residents generally think it is important to fund improvements in these areas. Improvements in this area are likely to have a positive impact on the greatest number of households.
- **Medium Priority Areas** are those with a PIR of 50-99. A rating in this range generally indicates there is a medium to high level of unmet need or a significant percentage of residents generally think it is important to fund improvements in these areas.
- **Low Priority Areas** are those with a PIR below 50. A rating in this range generally indicates there is a relatively low level of unmet need and residents do not think it is important to fund improvements in these areas. Improvements may be warranted if the needs of very specialized populations are being targeted.

The following pages show the Unmet Needs Rating, Importance Rating, and Priority Investment Rating for facilities and programs.



# District I

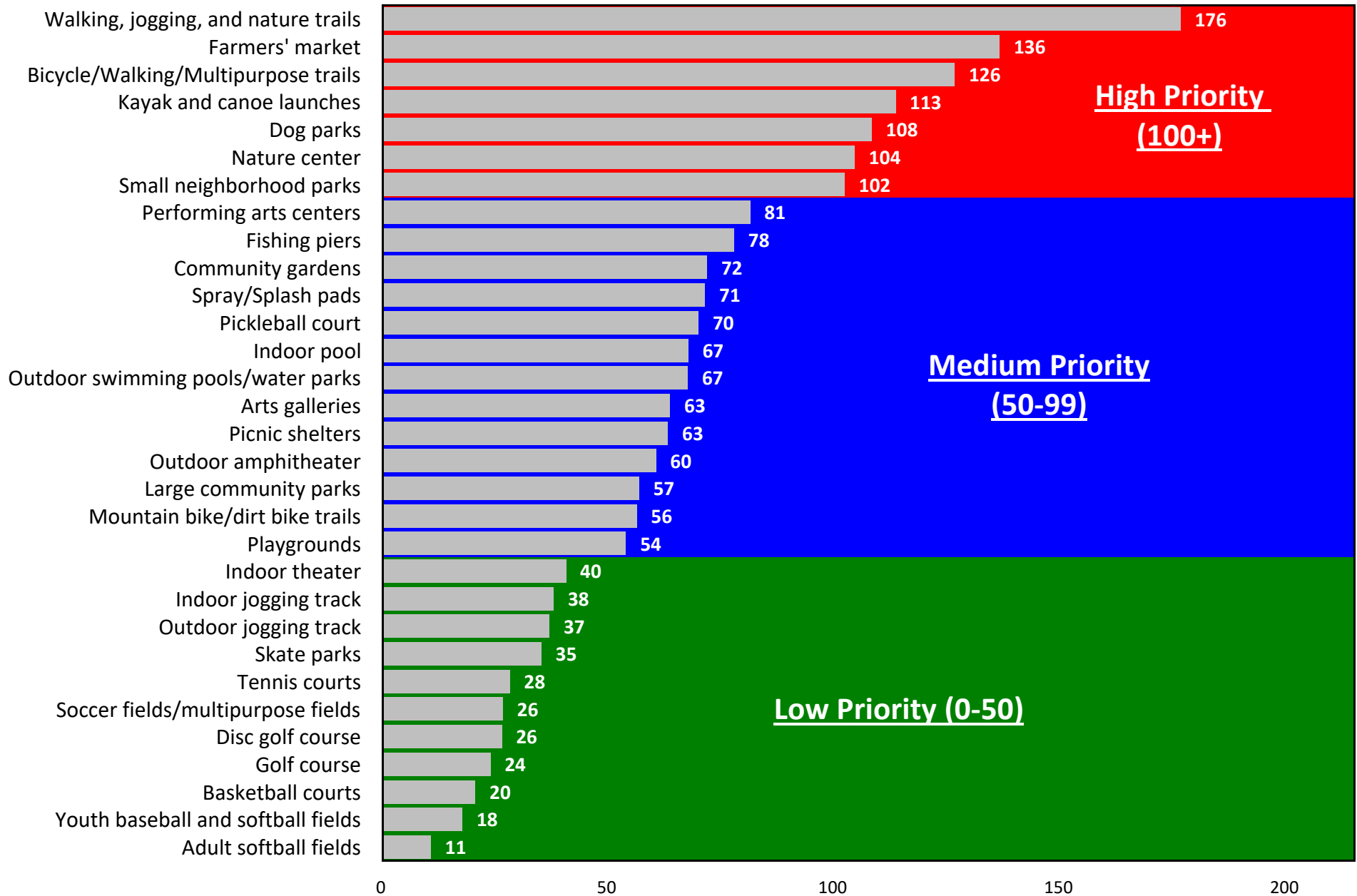
## Priority Investment Rating for Facilities/ Amenities





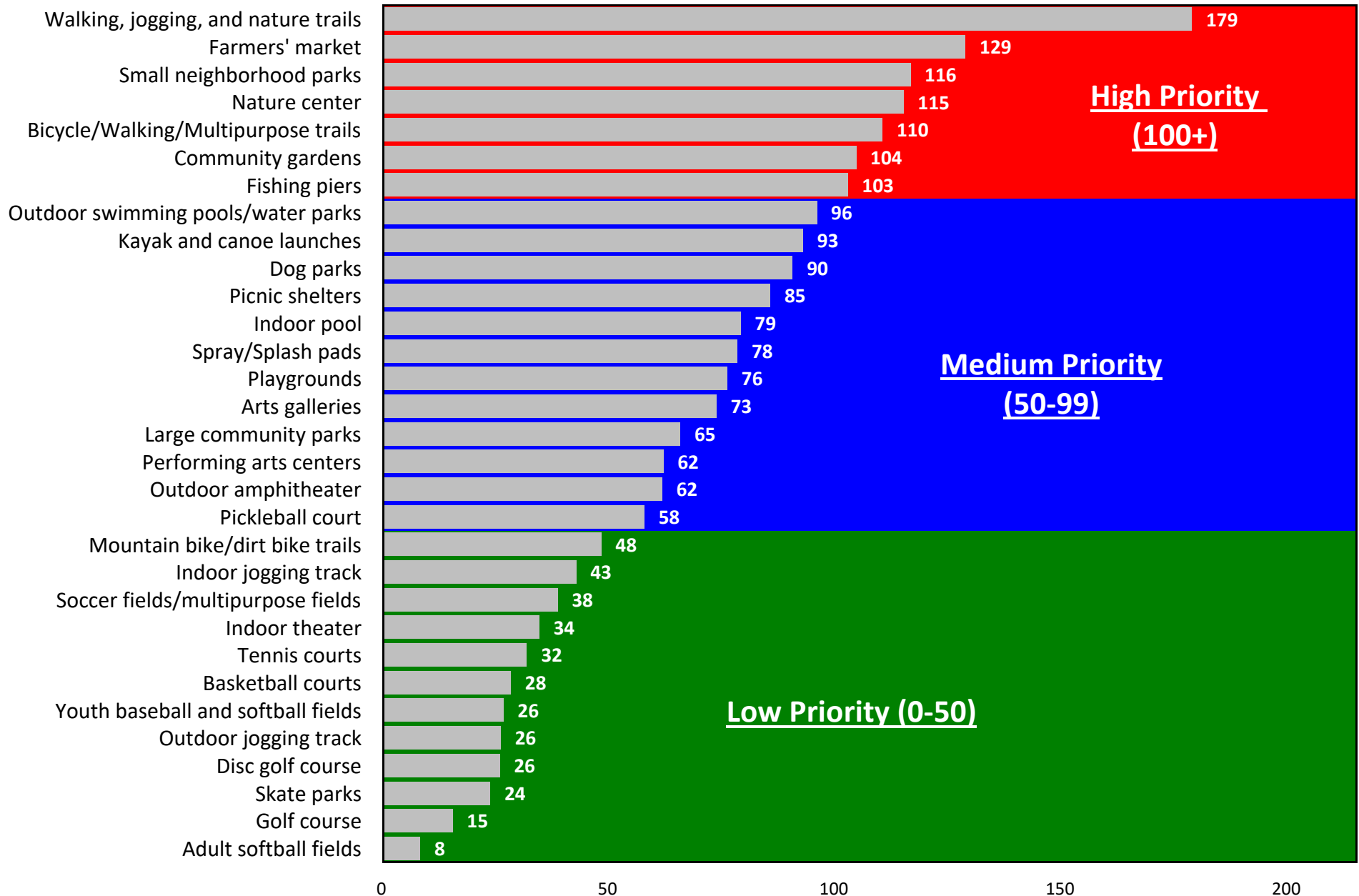
## District II

### Priority Investment Rating for Facilities/ Amenities



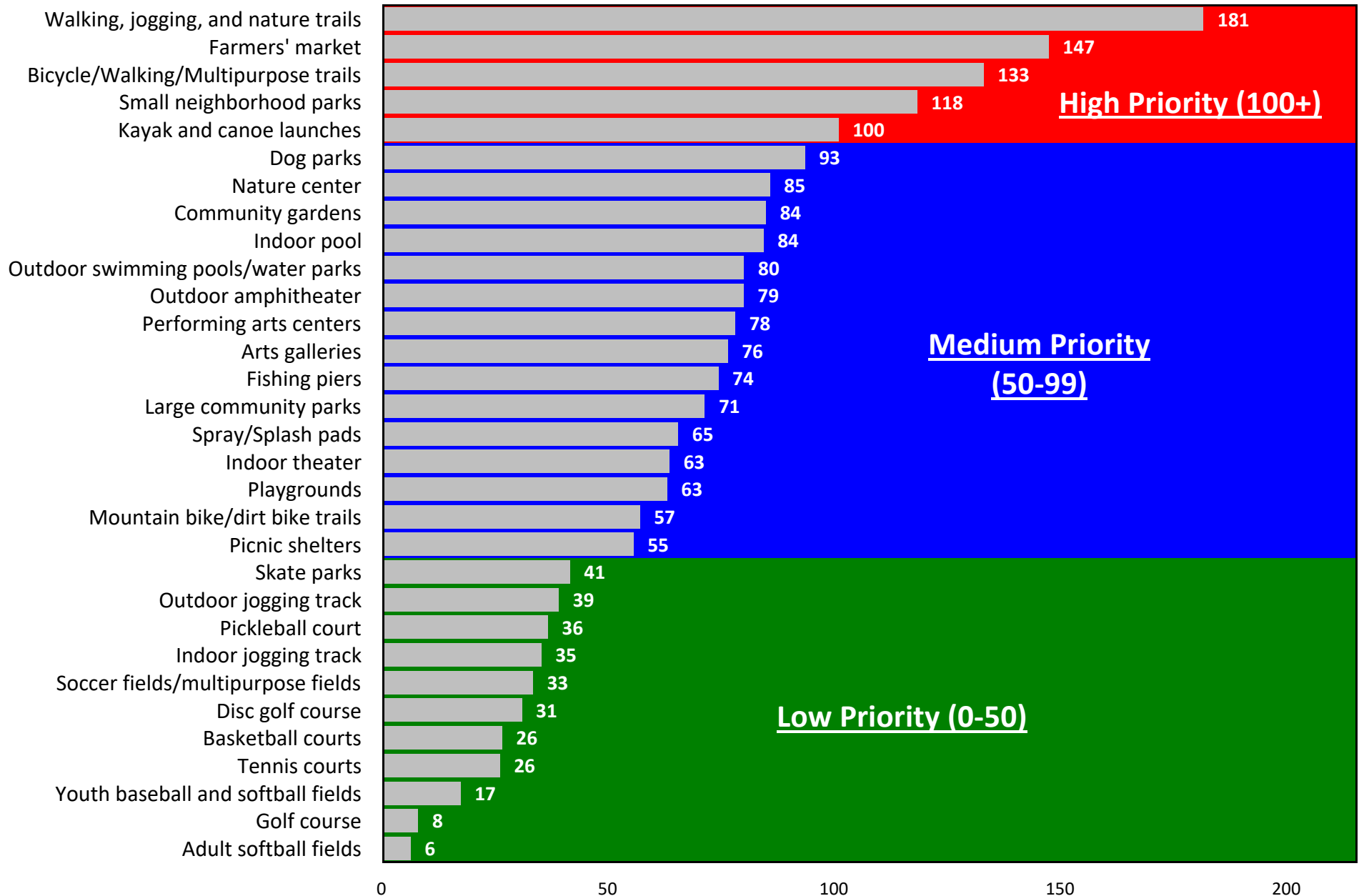
# District III

## Priority Investment Rating for Facilities/ Amenities



# District IV

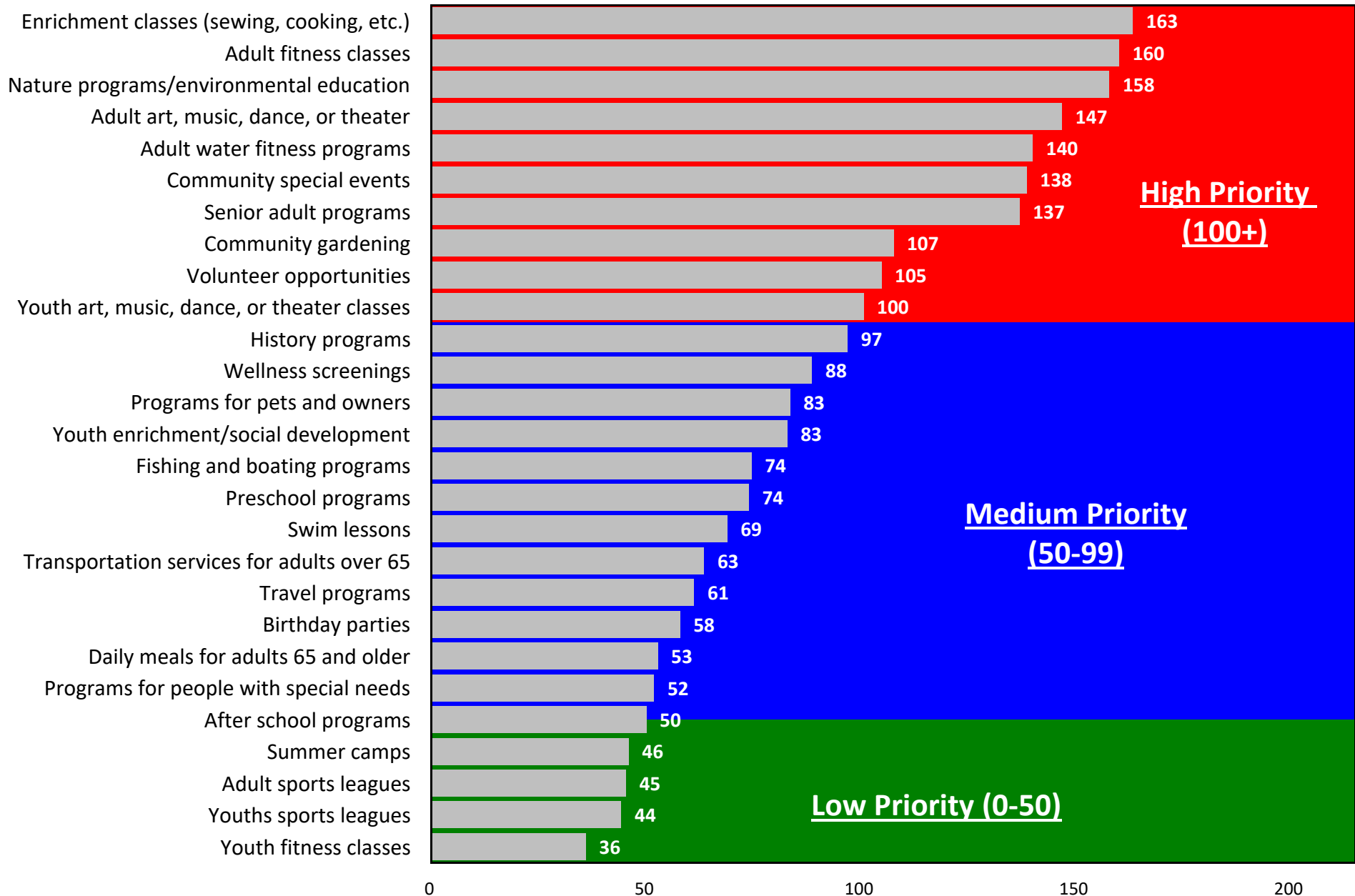
## Priority Investment Rating for Facilities/ Amenities





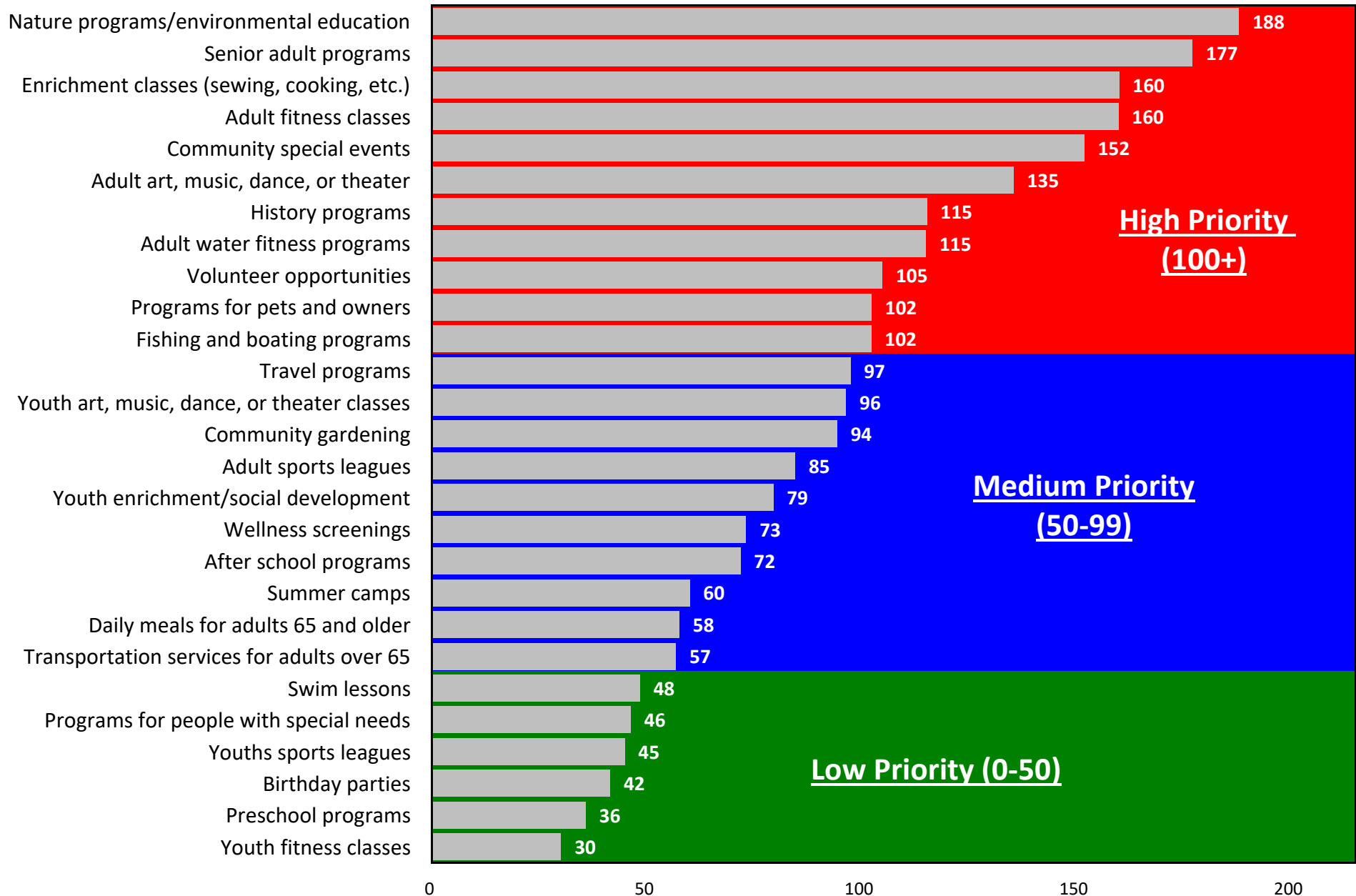
# District I

## Priority Investment Rating for Programs



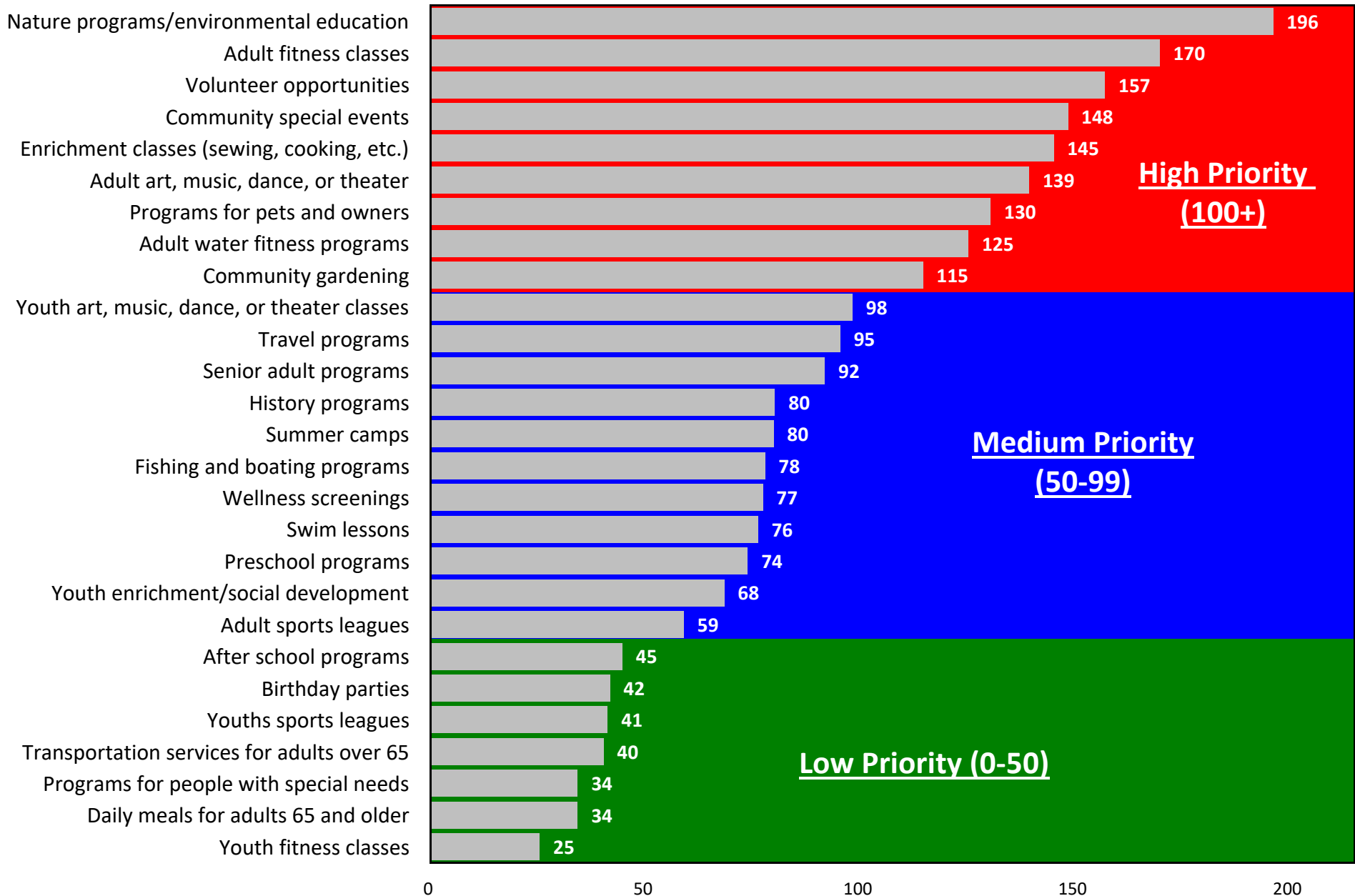
## District II

### Priority Investment Rating for Recreation Programs



## District III

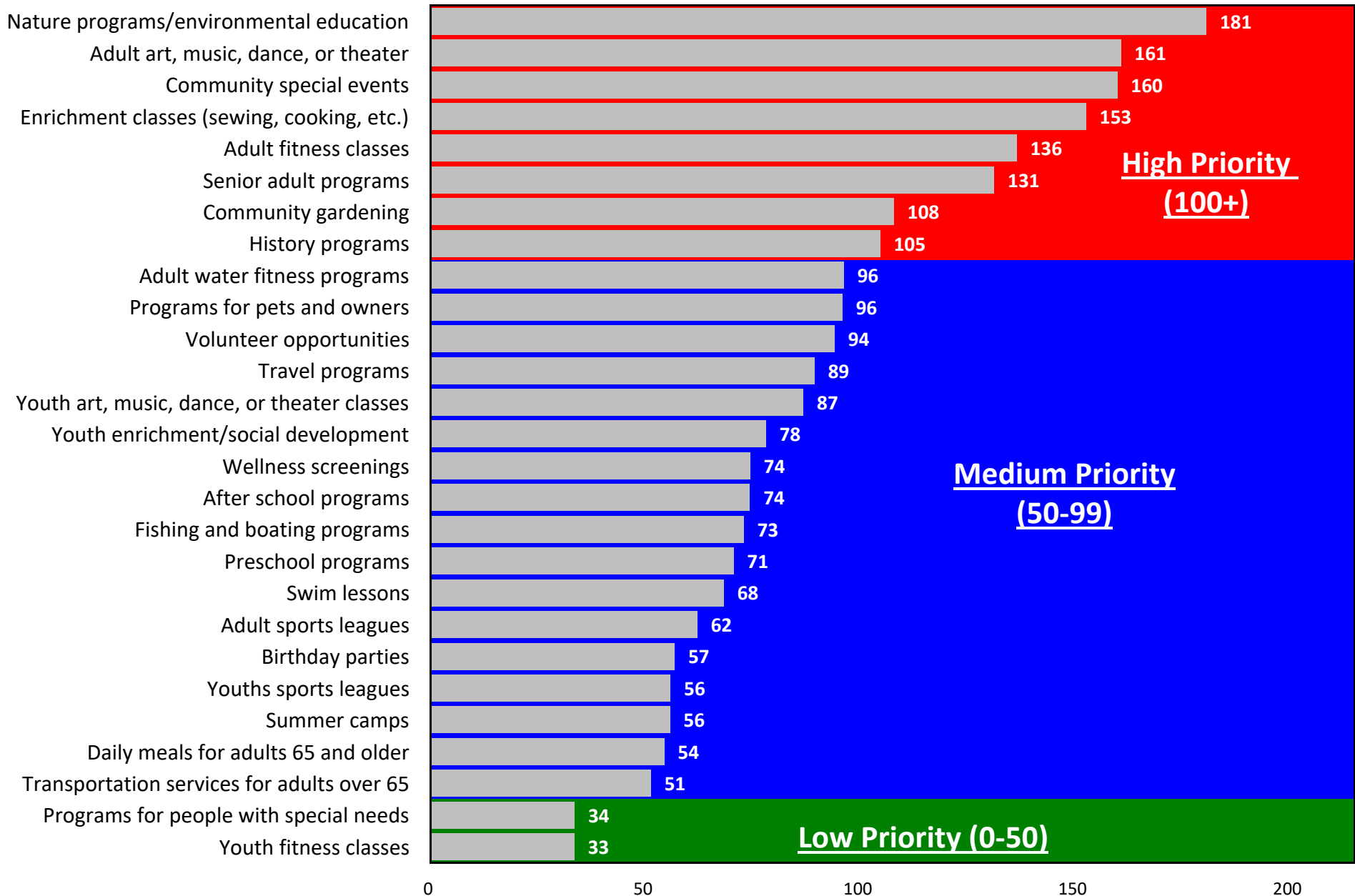
### Priority Investment Rating for Recreation Programs





## District IV

### Priority Investment Rating for Recreation Programs



**Grants & Contracts - Transmittal Memo****DATE:** September 15, 2017**FROM:** Purchasing Division, Contracts**TO:** Gina Peebles**CONTRACT #:** 10669**VENDOR:** City of Gainesville**DESCRIPTION:** #10669 ILA with City of Gainesville for Wild Spaces & Public Spaces Grant \*\* Until Completed and Reimbursed\*\***APPROVED BY:** Board of County Commissioners**APPROVAL DATE:** 9/14/2017**RECEIVED ON:** 9/15/2017**TERM START:** 9/14/2017**TERM END:** Until Completed and Reimbursed**AMOUNT:** NTE \$660,000.00**ACCOUNT:****ENCUMBRANCE #:****RFP/BID #:****ACTIONS REQUIRED:** Please forward a copy to the vendor & retain a copy for your files.**COPY TO:** Finance and Accounting  
Risk Division  
Purchasing Division  
File

**INTERLOCAL AGREEMENT BETWEEN  
ALACHUA COUNTY AND THE CITY OF GAINESVILLE  
FOR WILD SPACES & PUBLIC PLACES GRANT**

**THIS INTERLOCAL AGREEMENT** (this "Grant Agreement") is entered into this 14<sup>th</sup> day of September, 2017, between Alachua County, a charter county and a political subdivision of the State of Florida, by and through its Board of County Commissioners (hereinafter referred to as the "County"), and the City of Gainesville, a municipal corporation of the State of Florida, by and through its governing board, (hereinafter referred to as the "Municipality").

**WITNESSETH:**

**WHEREAS**, Subsection 212.055(2), Florida Statutes, provides the County the authority to levy, in addition to other taxes allowed by law, a local government infrastructure sales surtax (hereinafter referred to as "Surtax") pursuant to ordinance enacted by a majority of the members of the board of county commissioners and approved by a majority of the electors of the County; and

**WHEREAS**, Subsection 212.055(2)(c), Florida Statutes, provides that the proceeds of the Surtax levied shall be distributed according to an interlocal agreement between the County governing body and the governing bodies of the municipalities representing a majority of the County's municipal population; and

**WHEREAS**, pursuant to Subsection 212.055(2)(c), Florida Statutes, the County and the City of Gainesville, which contains a majority of the County's municipal population, entered into an Interlocal Agreement dated April 20, 2017 ("Authorizing Agreement") establishing the allocation of Surtax proceeds in accordance with the formulas in Section 218.62, Florida



Statutes; and

**WHEREAS**, the Authorizing Agreement, among other things, requires that \$3 million of the County's formula share of Surtax proceeds be used to fund a competitive grant program available to all nine of Alachua County's municipalities, including the City of Gainesville; and

**WHEREAS**, the Municipality has been awarded a grant for construction of the project described in Section 2 (the "Project"); and

**WHEREAS**, the parties desire to enter into this Grant Agreement to implement the grant.

**NOW, THEREFORE**, in consideration of the mutual covenants contained herein, and pursuant to Section 163.01, et. seq., Florida Statutes, the Florida Interlocal Cooperation Act of 1969, and Subsection 212.055(2), Florida Statutes, the parties hereto agree as follows:

1. Term. This Grant Agreement shall take effect on the day and year first above written and shall continue until the Municipality has completed the Project and the County has reimbursed the Municipality for the County's portion of the Project cost, as required herein.
2. Project Construction and Funding. The Project shall consist of:
  - a. Construction of the Prairie Tower at Sweetwater Wetlands Park
  - b. Improvements to Split Rock Preserve
  - c. Transformation of the Hartman House at the Hogtown Creek Headwaters Nature Park into a Nature Center

The Municipality shall begin construction of the Projects not later than October 1, 2018 and proceed diligently to completion. The anticipated Projects completion date is December 31, 2024. The Municipality shall submit for financial reimbursement to the County no more frequently than monthly. The County shall reimburse up to fifty percent (50%) of the amount expended by the Municipality for such Project upon submission by the

Municipality of a requisition to the Clerk, accompanied by such documentation as the Clerk may reasonably require. Notwithstanding anything in this Grant Agreement to the contrary, the parties acknowledge and agree that maximum amount payable by the County to the Municipality in respect of the Project is Six Hundred Sixty Thousand Dollars (\$660,000).

3. Counterparts. This Grant Agreement may be executed in counterparts and each fully executed counterpart shall be deemed an original instrument.

4. Filing with the Clerk of Court. A copy of this Grant Agreement and all subsequent amendments hereto shall be filed with the Clerk of Circuit Court of Alachua County, Florida, upon its execution by all parties hereto.

5. Entire Agreement. This Grant Agreement, and the Authorizing Agreement, constitutes the entire agreement between the parties and all understandings and agreements are incorporated in this Agreement. This Agreement supersedes any prior agreements between the parties relating to the Surtax, except for the Authorizing Agreement.


**IN WITNESS WHEREOF**, the parties hereto have caused this Grant Agreement to be executed by their duly authorized officials on the day and year first above-written.

**REMAINDER OF PAGE INTENTIONALLY LEFT BLANK**


ALACHUA COUNTY, FLORIDA

By:   
Ken Cornell, Chair  
Board of County Commissioners


ATTEST:

  
Jesse K. Irby, II, Clerk  
(SEAL)


APPROVED AS TO FORM

  
Alachua County Attorney


CITY OF GAINESVILLE

By:   
Lauren Poe, Mayor

ATTEST:

  
Clerk  
(SEAL)

APPROVED AS TO FORM AND LEGALITY

  
City Attorney





2024-949I  
**Alachua County**  
**Community and Administrative Services**

Gina Peebles, CPRP  
Assistant County Manager

**Kevin G. Williams**  
Executive Staff Assistant  
[kgwilliams@alachuacounty.us](mailto:kgwilliams@alachuacounty.us)  
Tel: (352) 374-5272

**Animal Services**  
**Ed Williams**  
Director  
[ewilliams@alachuacounty.us](mailto:ewilliams@alachuacounty.us)  
Tel: (352) 264-6870

**Economic Development**  
**Edgar Campa-Palafox**  
Economic Development  
Coordinator  
[epalafox@alachuacounty.us](mailto:epalafox@alachuacounty.us)  
Tel: (352) 374-5204

**Equal Opportunity**  
**Jacqueline Chung**  
Equal Opportunity Manager  
[jac@alachuacounty.us](mailto:jac@alachuacounty.us)  
Tel: (352) 374-5275

**Information &  
Telecommunications Services**  
**Kevin Smith**  
Director  
[kgsmith@alachuacounty.us](mailto:kgsmith@alachuacounty.us)  
Tel: (352) 374-5242

**Parks and Conservation Lands**  
**Charlie Houser**  
Director  
[chouser@alachuacounty.us](mailto:chouser@alachuacounty.us)  
Tel: (352) 665-0090

**UF/IFAS Extension Alachua  
County**  
**Cindy Sanders, Ph.D.**  
UF/IFAS Extension Director  
[cbsanders@alachuacounty.us](mailto:cbsanders@alachuacounty.us)  
Tel: (352) 955-2402

**Visitors and Convention  
Bureau**  
**John Pricher**  
Tourist Development Director  
[jop@alachuacounty.us](mailto:jop@alachuacounty.us)  
Tel: (352) 374-5260

May 23, 2017

Mr. Steven Phillips  
City of Gainesville Parks, Recreation and Cultural Affairs  
306 NE 6<sup>th</sup> Ave #B-3  
Gainesville, FL 32601

Dear Mr. Phillips:

Please find enclosed your fully executed copy of our Interlocal Agreement for Distribution of Wild Spaces & Public Places Environmental Lands, Parks and Recreation One-Half Percent Sales Tax.

As reflected in Exhibit A to the attached Interlocal Agreement, on April 11, 2017, the Alachua County Board of County Commissioners voted to approve funding for the Sweetwater Branch Recreational Trail as a condition of its approval of the Interlocal Agreement. As such, that project is designated in Exhibit A as our "First Priority Project" and should be completed first. The Sweetwater Branch Recreational Trail has an estimated cost of \$2 million, for which the County will reimburse the City 50% (i.e. \$1 million) and the remaining \$2 million in County funds may be applied toward our match for any "Second Priority Projects" that the City of Gainesville may select.

I thank you for attending multiple County Commission meetings to finalize the details of this agreement and welcome you to contact me with questions.

Sincerely,

Gina Peebles, CPRP  
Assistant County Manager

**INTERLOCAL AGREEMENT BETWEEN  
ALACHUA COUNTY AND THE CITY OF GAINESVILLE  
FOR DISTRIBUTION OF WILD SPACES &  
PUBLIC PLACES ENVIRONMENTAL LANDS,  
PARKS AND RECREATION ONE-HALF  
PERCENT SALES TAX**

**THIS INTERLOCAL AGREEMENT**, is entered into this 20<sup>th</sup> day of April, 2017, between Alachua County, a charter county and a political subdivision of the State of Florida, by and through its Board of County Commissioners (hereinafter referred to as the “County”), and the City of Gainesville, by and through its City Commissioners, a municipal corporation of the State of Florida, (hereinafter referred to as “City”).

**W I T N E S S E T H:**

**WHEREAS**, Subsection 212.055(2), Florida Statutes, provides the County the authority to levy, in addition to other taxes allowed by law, a local government infrastructure sales surtax (hereinafter referred to as “Surtax”) pursuant to ordinance enacted by a majority of the members of the board of county commissioners and approved by a majority of the electors of the County; and

**WHEREAS**, Subsection 212.055(2)(c), Florida Statutes, provides that the proceeds of the Surtax levied shall be distributed according to an interlocal agreement between the County governing body and the governing bodies of the municipalities representing a majority of the County’s municipal population; and

**WHEREAS**, the City of Gainesville contains a majority of the County’s municipal population; and

**WHEREAS**, Subsection 212.055(2)(b), Florida Statutes, provides that a brief general description of the projects to be funded by the Surtax shall be placed on the ballot; and

**WHEREAS**, pursuant to Subsection 212.055(2)(c), Florida Statutes, the County and the City, in anticipation of the levy of the Surtax, desire to enter into this interlocal agreement to establish the allocation of Surtax proceeds in accordance with the formulas in Section 218.62, Florida Statutes, except that after calculation of the respective distributions to the County and City, the County shall (1) allocate an additional \$3 million of the County's formula share of Surtax proceeds to the City for projects of mutual interest of the County and City, and (2) allocate another \$3 million of the County's formula share of Surtax proceeds to support a competitive grant program available to all nine of Alachua County's municipalities, including the City;

**NOW, THEREFORE**, in consideration of the mutual covenants contained herein, and pursuant to Section 163.01, et. seq., Florida Statutes, the Florida Interlocal Cooperation Act of 1969, and Subsection 212.055(2), Florida Statutes, the parties hereto agree as follows:

1. Term. This agreement shall take effect on the day and year first above written and shall continue until all Surtax proceeds are expended for the purposes identified in paragraph 2, below. The levy of the Surtax shall commence on January 1, 2017, and shall continue for a period of eight (8) years from that date and terminate on December 31, 2025, provided a majority of the electors in the County approve the levy of the Surtax at a referendum called for such purpose.

2. Distribution and Use of Surtax Proceeds.

(A) The Surtax proceeds shall be used only to acquire and improve environmentally sensitive lands to protect drinking water sources, water quality, and wildlife habitat; and to create, improve and maintain parks and recreational facilities in all municipalities and the unincorporated area of the County. The distribution of Surtax proceeds among the County and the municipalities within the County, including the City, shall be in accordance with the formulas in Section 218.62, Florida Statutes, as in existence on the date of execution of this Agreement.



(B) The County shall allocate \$6 million of its statutory formula share of Surtax proceeds for municipal projects, as follows:

(1) The County shall allocate \$3 million to the City for the parks and recreational projects listed in Exhibit A. The City will be responsible for acquisition and construction of the projects identified in Exhibit A. The City shall also acknowledge the County's contribution by erecting a sign including the verbiage, "Jointly funded by Alachua County and the City of Gainesville." Upon completion of each project, the County shall reimburse fifty percent (50%) of the amount expended by the City for such project (up to an aggregate total of \$3 million) upon submission by the City of a requisition to the Clerk, accompanied by such documentation as the Clerk may reasonably require.

(2) The County shall allocate an additional \$3 million to fund a competitive grant program available to Alachua County's nine municipalities, including the City, for projects described in the foregoing subsection (A). The competitive grant program shall be established no later than July 1, 2018.

3. Counterparts. This agreement may be executed in counterparts and each fully executed counterpart shall be deemed an original instrument.

4. Filing with the Clerk of Court. A copy of this agreement and all subsequent amendments hereto shall be filed with the Clerk of Circuit Court of Alachua County, Florida, upon its execution by all parties hereto.


5. Entire Agreement. This Agreement is the entire agreement between the parties and all understandings and agreements are incorporated in this Agreement. This Agreement supersedes any prior agreements between the parties relating to the Surtax.

**IN WITNESS WHEREOF**, the parties hereto have caused this Interlocal Agreement to be executed by their duly authorized officials on the day and year first above-written.

ALACHUA COUNTY, FLORIDA

By:   
Ken Cornell, Chair  
Board of County Commissioners


ATTEST:

  
J. K. "Buddy" Irby, Clerk  
  
(SEAL)


APPROVED AS TO FORM

  
Alachua County Attorney

CITY OF GAINESVILLE

By:   
Lauren Poe, Mayor

ATTEST:

  
Kurt Lannon, Clerk  
(SEAL)

APPROVED AS TO FORM AND  
LEGALITY

  
Gainesville City Attorney

## Exhibit A

**First Priority Project**

- a. Sweetwater Branch Recreational Trail

**Second Priority Projects**

- b. Citizens Field Renovations
- c. Cofrin Nature Park
- d. Cultural Arts Park & Art Center (352Arts)
- e. Glens Springs Acquisition and Development
- f. Hogtown Creek Headwaters Nature Park
- g. Sweetwater Wetlands Park
- h. Projects on the City's project list of mutual interest to the City of Gainesville and Alachua County



For staff use only

Date Received: \_\_\_\_\_

Date Approved: \_\_\_\_\_

## Joint Infrastructure Surtax Projects Application

Please complete one form for each proposed project. Please check one:



Wild Spaces & Public Places (not to exceed \$333,333)



Infrastructure (not to exceed \$333,333)

Municipality: City of Gainesville

Primary Contact First/Last Name: Betsy Waite

Primary Contact Daytime Phone Number: 352-393-8187

Primary Contact Email Address: waiteed@gainesvillefl.gov

Name of Project: NE 31st Avenue Trail (NE 15th Street to NE Waldo Road)

Project Address/Location: NE 31st Avenue from NE 15th Street to NE Waldo Road

Estimated Project Cost: \$ 875,000

Estimated Start Date: Summer 2025 Estimated Completion Date: Spring 2026

Who will benefit from the project:

Neighbors and regional trail users will benefit from this project. Trails add value to homes within surrounding communities. Establishing a connected system of greenways and trails provides regional users with transportation options, supports local businesses and can even be tourist attractions, drawing users from outside the region.



Local Significance of Project to your Municipality:

Neighbors will benefit from having a safe space for children, cyclists and other pedestrians to travel through their community without fear of traffic dangers. This trail will improve safe access to Unity Park and Flatwoods Conservation Area, especially considering the lack of sidewalk on the north side of NE 31st Avenue. Trails promote a variety of exercise from cycling, walking, jogging, and more. Trails help people of all ages incorporate exercise into their daily routines by connecting them with places they want or need to go. The NE 31st Avenue Trail is a 10 foot wide accessible paved path that will span from NE 15th Street to NE Waldo Road, connecting residential areas and schools to commercial infrastructure and other trails along Waldo Road.

County-Wide Significance of Project (optional – attach plans/drawings/maps):

Establishing a connected system of greenways and trails provides regional users with transportation options, supports local businesses and can even be tourist attractions, drawing users from outside the region. This trail is part of the larger interconnected system (and the longer-term vision of the Eastside Loop Trail). The proposed Eastside Loop Trail would connect to Waldo Road at NE 31st Avenue, and then travel east briefly past Grace Marketplace, and then south along the powerline easement all the way to University Avenue near Morningside Nature Center and Fred Cone Park. Another leg of this trail loop would then connect University Avenue to Hawthorne Road at SW 8th Avenue, near Gainesville Technology Entrepreneurship Center (GTEC).



## City of Gainesville Agenda Item Report

---

**File Number:** 2024-947

**Agenda Date:** December 16, 2024

**Department:** Office of the City Manager

**Title:** 2024-947 Camping on Public Right-of-Way, Property and Parks (B)

**Department:** Office of the City Manager

**Description:** Discuss HB 1365 (Florida Statute §125.0231) regarding camping in Public Right-of-Way, on Public Property and in Parks.

**Fiscal Note:** This item has no fiscal impact.

**Explanation:** HB1365 (Florida Statute §125.0231) went into effect on October 1, 2024. Florida Statute §125.0231(4) takes effect on January 1, 2025.

Section 125.0231, Florida Statutes, ("Camping Statute") provides that Florida counties and municipalities may not authorize or otherwise allow any person to regularly engage in public camping or sleeping on any public property, including but not limited to, any public building or its grounds and any public right-of-way under the jurisdiction of the county or municipality. Most of the Camping Statute went into effect on October 1, 2024. However, subsection (4) of the statute goes into effect on January 1, 2025, and provides for a civil action (including costs and fees) against applicable counties and municipalities to enjoin a violation of the Camping Statute.

In order to comply with §125.0231, the City of Gainesville modified Article V of Chapter 23 of the City Code of Ordinances related to obstructions and prohibited activities on public property and rights-of-way including public camping or sleeping.

This ordinance will provide the City with an enforcement mechanism against public camping or sleeping, which is in compliance and consistent with the Camping Statute. The ordinance was approved on 1<sup>st</sup> reading by the City Commission on 11/21/24. It is scheduled for 2<sup>nd</sup> reading on 12/5/25. This ordinance will be effective immediately upon adoption.

**Strategic Connection:**

- ☐ Goal 1: Equitable Community
- ☐ Goal 2: More Sustainable Community

- ☐ Goal 3: A Great Place to Live and Experience
- ☐ Goal 4: Resilient Local Economy
- ☒ Goal 5: “Best in Class” Neighbor Services

**Recommendation:** The Joint City/County Commission 1) receive a presentation from staff and 2) take action as appropriate.

**125.0231. Public camping and public sleeping, FL ST § 125.0231**

---

West's Florida Statutes Annotated

Title XI. County Organization and Intergovernmental Relations (Chapters 124-164) (Refs & Annos)

Chapter 125. County Government (Refs & Annos)

Part I. County Commissioners: Powers and Duties (Refs & Annos)

West's F.S.A. § 125.0231

**125.0231. Public camping and public sleeping**

Effective: October 1, 2024

[Currentness](#)

(1) As used in this section, the term:

(a) “Department” means the Department of Children and Families.

(b) 1. “Public camping or sleeping” means:

a. Lodging or residing overnight in a temporary outdoor habitation used as a dwelling or living space and evidenced by the erection of a tent or other temporary shelter, the presence of bedding or pillows, or the storage of personal belongings; or

b. Lodging or residing overnight in an outdoor space without a tent or other temporary shelter.

2. The term does not include:

a. Lodging or residing overnight in a motor vehicle that is registered, insured, and located in a place where it may lawfully be.

b. Camping for recreational purposes on property designated for such purposes.

(2) Except as provided in subsection (3), a county or municipality may not authorize or otherwise allow any person to regularly engage in public camping or sleeping on any public property, including, but not limited to, any public building or its grounds and any public right-of-way under the jurisdiction of the county or municipality, as applicable.

(3) A county may, by majority vote of the county's governing body, designate property owned by the county or a municipality within the boundaries of the county to be used for a continuous period of no longer than 1 year for the purposes of public



**125.0231. Public camping and public sleeping, FL ST § 125.0231**

---

camping or sleeping. If the designated property is within the boundaries of a municipality, the designation is contingent upon the concurrence of the municipality by majority vote of the municipality's governing body.

(a) A county designation is not effective until the department certifies the designation. To obtain department certification, the county shall submit a request to the Secretary of Children and Families which shall include certification of, and documentation proving, the following:

1. There are not sufficient open beds in homeless shelters in the county for the homeless population of the county.
2. The designated property is not contiguous to property designated for residential use by the county or municipality in the local government comprehensive plan and future land use map.
3. The designated property would not adversely and materially affect the property value or safety and security of other existing residential or commercial property in the county or municipality and would not negatively affect the safety of children.
4. The county has developed a plan to satisfy the requirements of paragraph (b).

Upon receipt of a county request to certify a designation, the department shall notify the county of the date of receiving the request, and of any omission or error, within 10 days after receipt by the department. The department shall certify the designation within 45 days after receipt of a complete submission from the county, and the designation shall be deemed certified on the 45th day if the department takes no action.

(b) Except as provided in paragraph (e), if a county designates county or municipal property to be used for public camping or sleeping, it must establish and maintain minimum standards and procedures related to the designated property for the purposes of:

1. Ensuring the safety and security of the designated property and the persons lodging or residing on such property.
2. Maintaining sanitation, which must include, at a minimum, providing access to clean and operable restrooms and running water.
3. Coordinating with the regional managing entity to provide access to behavioral health services, which must include substance abuse and mental health treatment resources.
4. Prohibiting illegal substance use and alcohol use on the designated property and enforcing such prohibition.

**125.0231. Public camping and public sleeping, FL ST § 125.0231**

---

(c) Within 30 days after certification of a designation by the department, the county must publish the minimum standards and procedures required under paragraph (b) on the county's and, if applicable, the municipality's publicly accessible websites. The county and municipality must continue to make such policies and procedures publicly available for as long as any county or municipal property remains designated under paragraph (a).

(d) The department may inspect any designated property at any time, and the secretary may provide notice to the county recommending closure of the designated property if the requirements of this section are no longer satisfied. A county and, if applicable, a municipality must publish any such notice issued by the department on the county's and, if applicable, the municipality's publicly accessible websites within 5 business days after receipt of the notice.

(e) A fiscally constrained county is exempt from the requirement to establish and maintain minimum standards and procedures under subparagraphs (b)1.-3. if the governing board of the county makes a finding that compliance with such requirements would result in a financial hardship.

<Subsection (4) effective Jan. 1, 2025, and applies to causes of action accruing on or after that date. >

(4)(a) A resident of the county, an owner of a business located in the county, or the Attorney General may bring a civil action in any court of competent jurisdiction against the county or applicable municipality to enjoin a violation of subsection (2). If the resident or business owner prevails in a civil action, the court may award reasonable expenses incurred in bringing the civil action, including court costs, reasonable attorney fees, investigative costs, witness fees, and deposition costs.

(b) An application for injunction filed pursuant to this subsection must be accompanied by an affidavit attesting that:

1. The applicant has provided written notice of the alleged violation of subsection (2) to the governing board of the county or applicable municipality.

2. The applicant has provided the county or applicable municipality with 5 business days to cure the alleged violation.

3. The county or applicable municipality has failed to take all reasonable actions within the limits of its governmental authority to cure the alleged violation within 5 business days after receiving written notice of the alleged violation.

(5) This section does not apply to a county during any time period in which:

(a) The Governor has declared a state of emergency in the county or another county immediately adjacent to the county and has suspended the provisions of this section pursuant to [s. 252.36](#).

(b) A state of emergency has been declared in the county under chapter 870.

**125.0231. Public camping and public sleeping, FL ST § 125.0231**

---

**Credits**

Added by [Laws 2024, c. 2024-11, § 1, eff. Oct. 1, 2024](#), and Jan. 1, 2025.

West's F. S. A. § 125.0231, FL ST § 125.0231

Current with laws, joint and concurrent resolutions and memorials through July, 1 2024, in effect from the 2024 first regular session. Some statute sections may be more current, see credits for details. The statutes are subject to change as determined by the Florida Revisor of Statutes. (These changes will be incorporated later this year.)

---

End of Document

© 2024 Thomson Reuters. No claim to original U.S. Government Works.

## ORDINANCE NO. 2024-834

An ordinance of the City of Gainesville, Florida, amending Article V of Chapter 23 of the Code of Ordinances relating to obstructions and prohibited activities on public property and rights-of-way, including public camping or sleeping; amending Section 2-339 of the Code of Ordinances providing for enforcement; providing directions to the codifier; providing a severability clause; providing a repealing clause; and providing an effective date.

**WHEREAS**, the City of Gainesville, Florida ("City") is a duly constituted municipality having such power and authority conferred upon it by the Florida Constitution and the Municipal Home Rule Powers Act; and

**WHEREAS**, the Municipal Home Rule Powers Act, Chapter 166, *Florida Statutes*, secures for municipalities the broad exercise of home rule powers granted by Article VIII, Section 2 of the Florida Constitution, including the exercise of any power for municipal purposes not expressly prohibited by law; and

**WHEREAS**, Section 125.0231, *Florida Statutes*, provides that Florida counties and municipalities may not authorize or otherwise allow any person to regularly engage in public camping or sleeping on any public property, including but not limited to, any public building or its grounds and any public right-of-way under the jurisdiction of the county or municipality; and

**WHEREAS**, the City Commission has determined that, in consideration of Section 125.0231, *Florida Statutes*, the changes to the Code of Ordinances as provided in this ordinance serve a valid public purpose and are in the best interest of the public health, safety, and general welfare of the City; and



**WHEREAS**, at least ten days' notice has been given once by publication in a newspaper of general circulation notifying the public of this proposed ordinance and of public hearings to be held by the City Commission; and

**WHEREAS**, the public hearings were held pursuant to the published notice described at which hearings the parties in interest and all others had an opportunity to be and were, in fact, heard.

**NOW, THEREFORE, BE IT ORDAINED BY THE CITY COMMISSION OF THE CITY OF GAINESVILLE, FLORIDA:**

**SECTION 1.** Article V of Chapter 23 of the Code of Ordinances of Gainesville, Florida, is hereby amended to read as follows. Except as amended herein, the remainder of Chapter 23 remains in full force and effect.

**ARTICLE V. – PUBLIC PROPERTY AND RIGHTS-OF-WAY OBSTRUCTIONS AND PROHIBITED ACTIVITIES**

**Sec. 23-104. - Definitions.**

The following words, terms, and phrases, when used in this article, ~~shall~~ have the following meanings ~~ascribed to them in this section~~, except where the context clearly indicates a different meaning:

***Obstruct*** means to impede, block, hinder, stifle, retard, restrain, interfere, repair, dig, excavate, or intermeddle with movement of vehicular or pedestrian traffic.

***Public camping or sleeping*** means: (a) lodging or residing overnight in a temporary outdoor habitation used as a dwelling or living space and evidenced by the erection of a tent or other temporary shelter, the presence of bedding or pillows, or the storage of personal belongings; or (b) lodging or residing overnight in an outdoor space without a tent or other temporary shelter.

Public camping or sleeping does not include: (a) lodging or residing overnight in a motor vehicle that is registered, insured, and located in a place where it may lawfully be; or (b) camping for recreational purposes on property designated for such purposes.

***Public property*** means properties and facilities, including public buildings and their grounds, that are owned and operated by the city.

***Right-of-way*** means any land of which the city has jurisdiction or control that has been dedicated, deeded, used, or to be used for a public ways, public highways, streets, alleys,

sidewalks, thoroughfares, medians, ~~or~~ walkways, access for ingress or egress, or other public purpose. ~~of which the city has jurisdiction.~~

**Site plan** means a graphic depiction of the work location and proposed project. The level of detail required shall be commensurate with the nature and extent of the work, subject to acceptance by the public works director or designee.

**Sec. 23-105. - Applicability.**

(a) ~~It shall be~~ is unlawful for any person or entity to obstruct any public property or right-of-way in the City of Gainesville, including temporarily obstructing the general movement of vehicular or pedestrian traffic and including any digging or excavation in the public rights-of-way, without first obtaining a permit or written authorization from the city manager or designee public works department. All obstructions within any public property or right-of-way not permitted in accordance with this article are hereby declared to be nuisances and shall be abated and removed in accordance with this article ~~law~~.

(b) It is unlawful for any person or entity to engage in any public camping or sleeping on any public property or right-of-way.

**Sec. 23-106. - Exemptions.**

The requirements of this article ~~shall~~ do not apply to the following:

(a) Any person or entity that obstructs a right-of-way pursuant to another city permit that authorizes the obstruction within the right-of-way, including but not limited to parades, filming, news racks, sidewalk cafes, or special events.

~~(b) Right-of-way obstructions anticipated to last for less than one hour.~~

~~(be)~~ Right-of-way obstructions made by any person or entity in response to a natural disaster, man-made disaster, or similar emergency.

~~(cd)~~ Right-of-way obstructions made by any utility use of the right-of-way, which shall be regulated and permitted under chapter 23, article VI of the Code of Ordinances.

~~(de)~~ Right-of-way obstructions made by any person or entity ~~the city, its agents, or contractors~~ performing work on behalf of the city at the direction of the city manager or designee, unless the public works department notifies the person or entity ~~city's agent or contractor~~ that a written permit is required due to past performance. The public works department shall be notified in the event of a disruption of pavement, sidewalks, hardscape, or planted landscaping.

**Sec. 23-107. - Review procedures and criteria.**

Applications for a permit under this article shall be submitted in a form approved by the public works department, and shall be submitted together with any applicable application fees. The public works department shall approve and issue permits for right-of-way obstructions no later than 15 calendar days after receiving a complete application, provided the application meets all of the requirements and conditions provided in this section. The public works director or designee may issue permits under this article for a total duration or applicable hours that, in

the public works director or designee's sole discretion, is most appropriate for the particular situation and is most protective of the public health, safety, and welfare.

(a) *Site plan and MOT plan.* The applicant shall submit a site plan and maintenance-of-traffic (MOT) plan in compliance with the requirements of the Federal Highway Administration and the Florida Department of Transportation. The site plan shall indicate the exact location of the right-of-way to be obstructed, the estimated duration of the obstruction, the safety measures that will be used to protect the public health and safety, and the reason for the obstruction.

(b) *Emergency contact.* The applicant must provide the phone number for an emergency contact who will be available 24 hours a day, if the work is anticipated to last longer than one day.

(c) *Police/fire rescue.* Before issuing a permit, the public works director or designee shall inform the city's police department and fire rescue department of the proposed obstruction. The public works director or designee shall deny the permit if either of those agencies determines the obstruction will be a danger to public health or safety.

(d) *Metered parking.* If metered parking spaces will be obstructed, then the applicant shall pay a fee at the time of application in an amount that the public works director or designee determines will compensate the city for the lost parking revenue, unless the city is otherwise prohibited by law from levying such a fee. This requirement does not apply to public agencies.

(e) *Waste.* Large tree limbs, tree butts, stumps, logs, plaster, earth, construction debris, industrial waste or other matter in bulk shall not be classified as trash and no person shall place or cause the same to be placed in the streets of the city or along the parkways adjacent to the street.

(f) *Cranes and mechanical equipment.* The use of cranes, hoists, and other mechanical apparatus within the right-of-way are subject to the following additional conditions and restrictions:

(1) The maximum duration for such apparatus to operate or be maintained in a right-of-way shall be 15 calendar days, unless extended by the public works director or designee for good cause shown.

(2) Full-tracked vehicles, including but not limited to bulldozers and skidsteers, shall not be off-loaded, on-loaded, walked, or operated in a paved city right-of-way.

(3) Fixed-tower cranes may only be permitted in the right-of-way if the public works director or designee finds that both of the following conditions are met:

a. No suitable alternative exists; and

b. Submission of sufficient plans and specifications to ensure that both the crane and its foundation are adequate, and that such use will not endanger the public health and safety.

- (g) *Restoration of public rights-of-way.* Permittees shall immediately after right-of-way obstructions restore the public rights-of-way to as good a condition as existed immediately prior to commencement of the permitted obstruction. Restoration shall be completed in accordance with applicable city standards. If such restoration is not performed in a reasonable and satisfactory manner within 30 calendar days after the completion of the obstruction, the city may after written notice to the permittee cause the restoration to be made with the total cost being charged to and paid for by the permittee upon demand, and the city may charge the costs against any security the permittee provided in accordance with this article. For one year following completion of any work permitted under this section, the permittee shall guarantee its restoration work and shall correct at its sole expense any restoration work that does not satisfy the requirements of this article. Where excavations or repairs are made in any hard-surfaced or brick-paved streets, all excavations may be done by the city at its discretion, at the sole cost and expense of the applicant.
- (h) *Indemnification.* Any person or entity receiving a permit under this article shall, at its sole cost and expense, indemnify, hold harmless, and defend the city and its officers, employees, and agents from all liabilities, damages, losses, claims, suits, causes of action, and costs or expenses of any kind or nature, including but not limited to reasonable attorneys' fees, for personal injury, death, property damage, or any other losses that arise from or are in any way connected with the right-of-way obstruction, whether any act or omission complained of is authorized, allowed, or prohibited by this article or any permit issued hereunder, except to the extent that such claims are caused by the sole negligence of the city.
- (1) The permittee shall undertake, at its sole expense, the defense of any such claims, even if the claim is groundless, false, or fraudulent, and the permittee shall assume and defend not only itself but also the city, provided the city shall retain the right to participate by its own counsel and to select counsel of its own choosing.
- (2) This indemnification obligation is not limited in any way by a limitation of the amount or type of damages or compensation payable by or for the permittee under workers' compensation, disability, or other employee benefit acts, or the acceptance of insurance certificates required under this article, or the terms, applicability, or limitations of any insurance held by the permittee. The city does not waive any rights against the permittee that it may have by reason of this indemnification because of the city's acceptance of permittee's insurance policies required under this article, and this indemnification shall apply to all damages and claims for damages of any kind suffered regardless of whether such insurance policies shall have been determined to be applicable to any such damages or claims for damages.
- (3) Nothing contained in this provision shall be interpreted as a waiver of the city's sovereign immunity as provided in F.S. § 768.28, or as denying the city or permittee any remedy or defense available at law.
- (4) These indemnification requirements shall survive and be in full force and effect after any termination or cancellation of any permit.



- (i) *Insurance.* Permittees shall provide, pay for, and maintain satisfactory to the city the types of insurance policies and coverage limits described here. Policies shall be issued by companies authorized to do business in the State of Florida and shall have an A.M. Best, latest edition, financial strength rating of at least A+ and financial size category of at least VIII. All policies shall name the city as an additional insured with respect to all activities under this article. At least 30 calendar days' advance written notice shall be given to the city of any cancellation, intent not to renew, or reduction in the policy coverage, which notice shall be sent by registered or certified mail. The city's risk management director may reasonably raise or lower the amount of insurance required, and may allow a permittee to be self-insured for one or more lines of insurance coverage.
- (1) *Comprehensive general liability.* Commercial general liability insurance including premises/operations; independent contractors; contractual liability; products/completed operations; XCU coverage; and personal injury and property damage coverage for limits of no less than \$1,000,000 per occurrence combined single limit and \$2,000,000 in the aggregate.
- (2) *Commercial automobile liability.* Commercial automobile liability coverage for all owned, non-owned, and hired vehicles for limits of no less than \$1,000,000 per occurrence combined single limit.
- (3) *Worker's compensation and employer's liability.* Worker's compensation in an amount not less than the statutory limit and employer's liability insurance with limits of not less than \$1,000,000.
- (4) *Commercial excess or umbrella liability.* Commercial excess or umbrella liability coverage may be used in combination with primary coverage to achieve the required limits of liability.
- (j) *Security.* If any excavation is made within a public right-of-way, or if there is any risk of damage or detriment to the premises of a public right-of-way, then the applicant shall provide security to the city to ensure that the right-of-way is restored to the same or better condition than existed when the permit was issued and to ensure payment for any damage to public property or trash and debris removal as a result of such permit issuance. Applicants shall provide security enforceable by and payable to the city, in any combination of the types provided below, in an amount reasonably corresponding to the nature and extent of the work to be performed within the right-of-way as determined by the public works director or designee. An applicant who intends to apply for multiple permits in a calendar year may provide the city with security in an amount acceptable to the public works director or designee sufficient to adequately cover the estimated obstructions and excavations to be performed during that calendar year. The deposit shall be used by the city only in the event that the applicant fails to repair damage or remove trash and debris resulting from the activity. The city shall return any cash deposit no later than 15 calendar days after notice to the city of right-of-way obstruction completion unless there is damage to city property or other costs incurred by the city, including but not limited to relining the

1 right-of-way to the same or better condition that existed when the permit was issued. This  
2 requirement does not apply to public agencies.

3 (1) *Surety bond.* A surety bond executed by a surety company authorized to do business in  
4 the State of Florida with a minimum rating of A-VII as rated by A.M. Best Company, Inc.  
5 The surety bond shall be approved by the city attorney as to form and legality, and shall  
6 provide the following: "This bond may not be canceled, or allowed to lapse, until 60  
7 calendar days after receipt by the City of Gainesville, by certified mail, return receipt  
8 requested, of a written notice from the issuer of the bond of intent to cancel or not to  
9 renew."

10 (2) *Letter of credit.* An irrevocable and unconditional letter of credit issued by a Florida  
11 bank, in a form and by a financial institution acceptable to the city attorney.

12 (3) *Cash deposit.* A cash deposit with the city, held in an account where interest earned on  
13 the cash deposit shall be for the account and to the credit of the person making such  
14 deposit.

15 (k) *Due care.* Permittees shall exercise due care and follow all safety practices required by  
16 applicable law or accepted industry practices when operating in accordance with a permit  
17 issued under this article, including the use of suitable barricades, flags, lights, flares, or  
18 other devices as are required by the Manual on Uniform Traffic Control Devices (FDOT) or  
19 any requirements of the city to protect the public.

20 (l) *Hazardous conditions.* If the city at any time reasonably determines that a permittee has  
21 caused a condition that is hazardous or harmful to the public health, safety, or welfare, the  
22 permittee, at its own expense and without liability to or recourse against the city, shall  
23 remedy all such conditions after being provided reasonable notice. If the city at any time  
24 reasonably determines that an emergency situation exists and the permittee is not  
25 immediately available or is unable to immediately provide the necessary remedy, then the  
26 city shall have the right to remedy the situation with the total cost being charged to and  
27 paid for by the permittee upon demand, and the city may charge the costs against any  
28 security the permittee provided in accordance with this article.

29 (m) *Compliance with law.* Permittees shall at all times be in full compliance with and abide by  
30 all applicable provisions of federal, state, or local laws, codes, and regulations, including but  
31 not limited to F.S. Ch. 556, as may be amended from time to time.

32 (n) *Right of inspection.* The city shall have the right to inspect any work as it finds necessary to  
33 ensure compliance with this article or any applicable law or regulation.

34 (o) *Police powers.* Any permit issued under this article shall be subject to the city's lawful  
35 exercise of its police power, and applicants and permittees shall comply with any  
36 requirements or policies that the city finds reasonably necessary to protect the public  
37 health, safety, and welfare, and the public works director or designee may establish  
38 reasonable conditions in the permit to protect the public health, safety, and welfare.

(p) *Permit inactivity.* The permit may be revoked by the city if there is no activity performed by the applicant at the location specified in the site plan for 15 consecutive calendar days after the city provided the applicant with written notice of such inactivity.

(q) *Violations.* Upon providing written notice to any person or entity receiving a permit under this article of a violation of any of the requirements or conditions of the permit, the permit shall be revoked and become null and void if the permittee fails to cure the violation within the reasonable cure period provided in the notice.

#### **Sec. 23-108. - Penalties.**

Any person who violates any provision of this article ~~shall~~ will be subject to ~~punishment~~ penalties as provided in section 1-9 or 2-339 of this Code of Ordinances. Each violation will be considered a separate offense, which may be prosecuted separately. In addition, ~~the~~ The city may seek any legal remedies available in law or equity.

**SECTION 2.** Section 2-339 of the Code of Ordinances is hereby amended to read as follows.

Except as amended herein, the remainder of Section 2-339 remains in full force and effect.

Section	Description	Class	Penalty
Article V of Chapter 23	<u>Public property and rights-of-way obstructions and prohibited activities</u>	<u>II</u>	<u>\$25.00</u>

**SECTION 3.** It is the intent of the City Commission that the provisions of Sections 1 and 2 of this ordinance become and be made a part of the Code of Ordinances of the City of Gainesville, Florida, and that the sections and paragraphs of the Code of Ordinances may be renumbered or relettered in order to accomplish such intent.

**SECTION 4.** If any word, phrase, clause, paragraph, section, or provision of this ordinance or the application hereof to any person or circumstance is held invalid or unconstitutional, such finding will not affect the other provisions or applications of this ordinance that can be given effect without the invalid or unconstitutional provision or application, and to this end the provisions of this ordinance are declared severable.


**SECTION 5.** All ordinances or parts of ordinances in conflict herewith are to the extent of such conflict hereby repealed.

**SECTION 6.** This ordinance will become effective immediately upon adoption.

**PASSED AND ADOPTED** this 5th day of December, 2024.

  
HARVEY L. WARD, JR.  
MAYOR

Attest:

  
KRISTEN J. BRYANT  
CITY CLERK

Approved as to form and legality:

  
DANIEL M. NEE  
CITY ATTORNEY

This ordinance passed on first reading this 21st day of November, 2024.

This ordinance passed on second reading this 5th day of December, 2024.



## City of Gainesville

## Office of the City Clerk



Kristen J. Bryant  
City Clerk

PO Box 490, Station 18  
Gainesville, Florida 32627

[BryantK1@gainesvillefl.gov](mailto:BryantK1@gainesvillefl.gov)


Office 352 334 5016 | Direct 352 393 8441

---

**STATE OF FLORIDA  
COUNTY OF ALACHUA**

I hereby certify that a true record of this Ordinance No. 2024-834 was made by me and filed in Ordinance Book No. 99 on this 5<sup>th</sup> day of December, 2024 and that the title of this ordinance was published in the Gainesville Sun.

**IN WITNESS, WHEREOF, I have hereunto set my hand and affixed the official seal of the City of Gainesville, Florida this 5<sup>th</sup> day of December A.D., 2024**

  
\_\_\_\_\_  
Kristen J. Bryant  
City Clerk



## City of Gainesville Agenda Item Report

---

**File Number:** 2024-945

**Agenda Date:** December 16, 2024

**Department:** Gainesville Fire Rescue

**Title:** 2024-945 One Nation One Project GNV Data Review and Best Practices Presentation (B)

**Department:** Gainesville Fire Rescue

**Description:** Staff from the City of Gainesville Parks, Recreation, and Cultural Affairs and Fire Rescue departments will give a presentation to the Joint City/County Commission showcasing data collected through the two-year arts and wellbeing initiative, One Nation One Project GNV, including lessons learned and best practices.

**Fiscal Note:** NA

**Explanation:** One Nation One Project (ONOP) is a national initiative that began with Gainesville and eight other U.S. cities. The goal of One Nation One Project is to put a spotlight on the proven health benefits of arts participation on individuals and communities, all while uniting artists, local governments and community health providers.

In January 2022, the City Commission recognized youth gun violence as a local issue. This issue has worsened in the aftermath of the pandemic. For this reason, the City Commission decided to:

- Apply to take part in One Nation One Project.
- Put two percent of the City's American Rescue Plan Act (ARPA) funds (\$648,172) towards art and culture activities. These art and culture activities aim to address youth violence.

The three-phased project supported 29 local community projects and engaged over 3,600 youth in various arts and wellbeing activities to reduce gun violence. Throughout the project, data was collected from both youth participants and project facilitators. Utilizing support and tools available through the Bloomberg Harvard City Leadership Data Track, performance metrics and a management process were developed. Following project conclusion, staff have analyzed the data and gleaned best practices and lessons from the work.

**Strategic Connection:**

- ☐ Goal 1: Equitable Community
- ☐ Goal 2: More Sustainable Community
- ☒ Goal 3: A Great Place to Live and Experience
- ☐ Goal 4: Resilient Local Economy
- ☐ Goal 5: “Best in Class” Neighbor Services

**Recommendation:** The Joint City/County Commission hear a presentation from City of Gainesville staff.



2024-945A  
12/16/24

# ONOP GNV: Best Practices and Next Steps

THE POWER OF INTEGRATING ARTS AND  
WELL-BEING ACTIVITIES TO ADDRESS YOUTH  
GUN VIOLENCE



# Agenda

- One Nation One Project: Arts and Well-being Initiative Overview
- Bloomberg Data Track Process & ONOP GNV
- ONOP GNV Data Report
- Best Practices
- Considerations for Government and Community Programming
- Next Steps



# What is One Nation One Project?

- ONOP partnered with the National League of Cities to initiate a national cohort of 9 cities to address community issues worsened after the COVID-19 pandemic using the arts and culture.
  - Local artists, municipal officials, and community health leaders working together to create large-scale art projects to initiate sustainable change
- Gainesville was 1 of 9 cities selected to participate.



# ONOP GNV Project Goals

1. Increased arts and cultural programs for youth (ages 5-24)
2. Increased engagement of youth impacted by gun violence and at high risk for gun violence in arts/cultural programs
3. Improved mental health and well-being for youth in these programs
4. Increased multi-sector collaboration in our community
5. Evaluate the impact
6. Create sustainable models

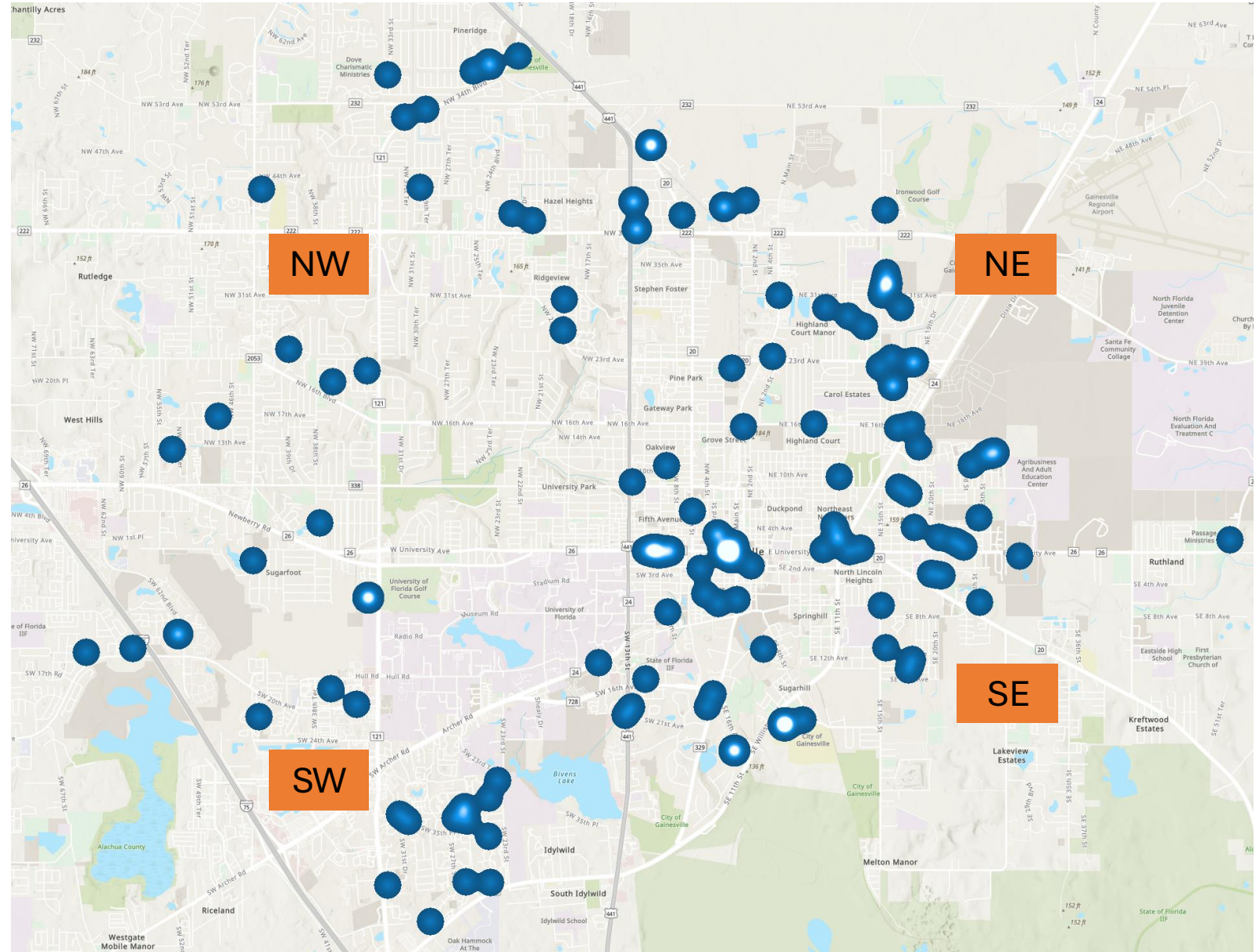


# Our Why

City of Gainesville

EMS Calls for  
Shooting-Related  
Incidents

2018-2024



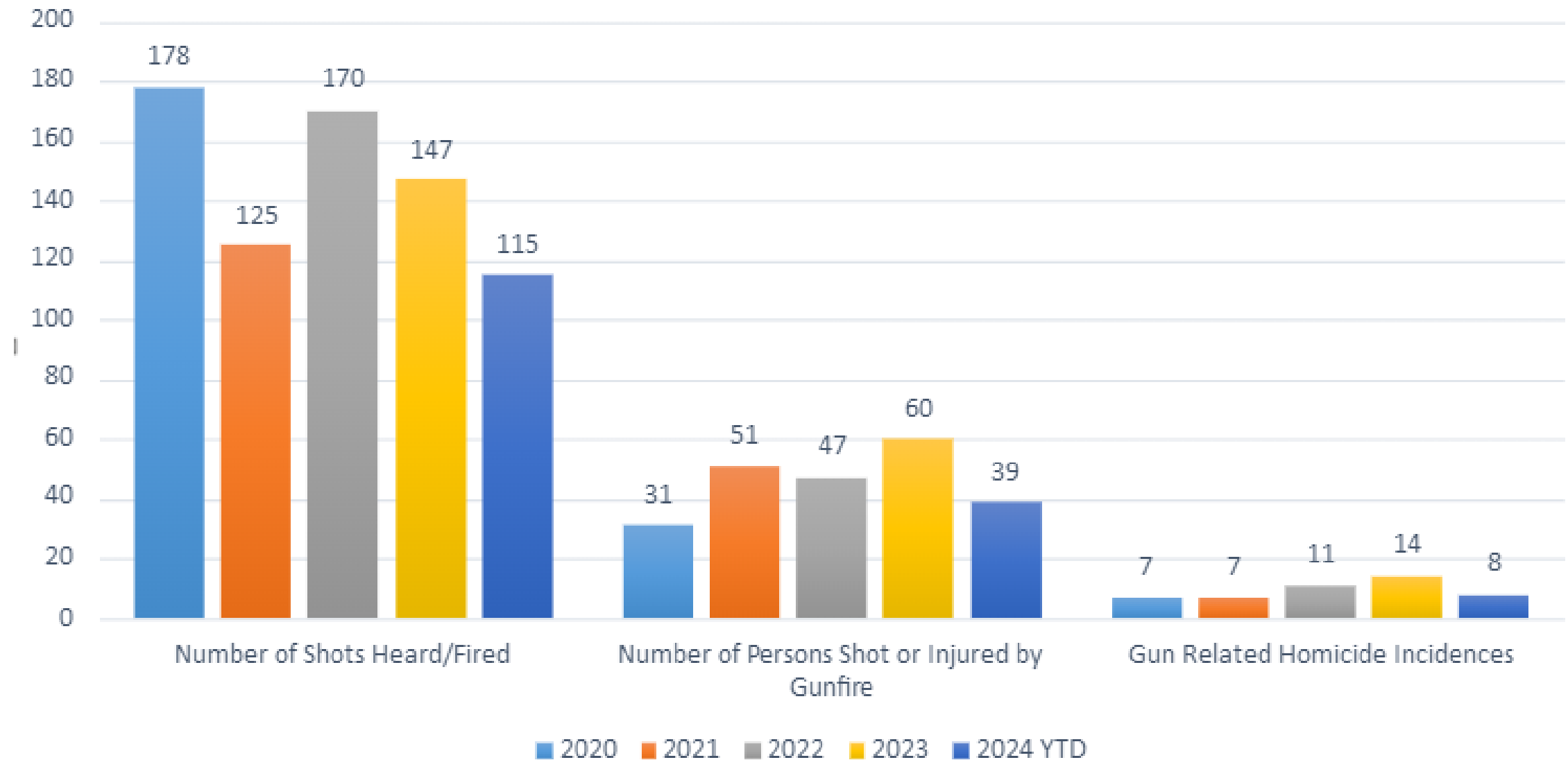


# National Crisis

## ***Firearm Violence was Declared a Public Health Crisis by the Surgeon General in 2024***

- Firearms are the leading cause of death for children (ages 1 – 19) from 2002 - 2022 (Dept. Of Health and Human Services)
- “Children and adolescents exposed to violence are at risk for *poor long-term behavioral and mental health outcomes*, such as depression, anxiety, and post-traumatic stress disorder, regardless of whether they are victims, direct witnesses, or hear about the crime.” (2030 Healthy People Report)

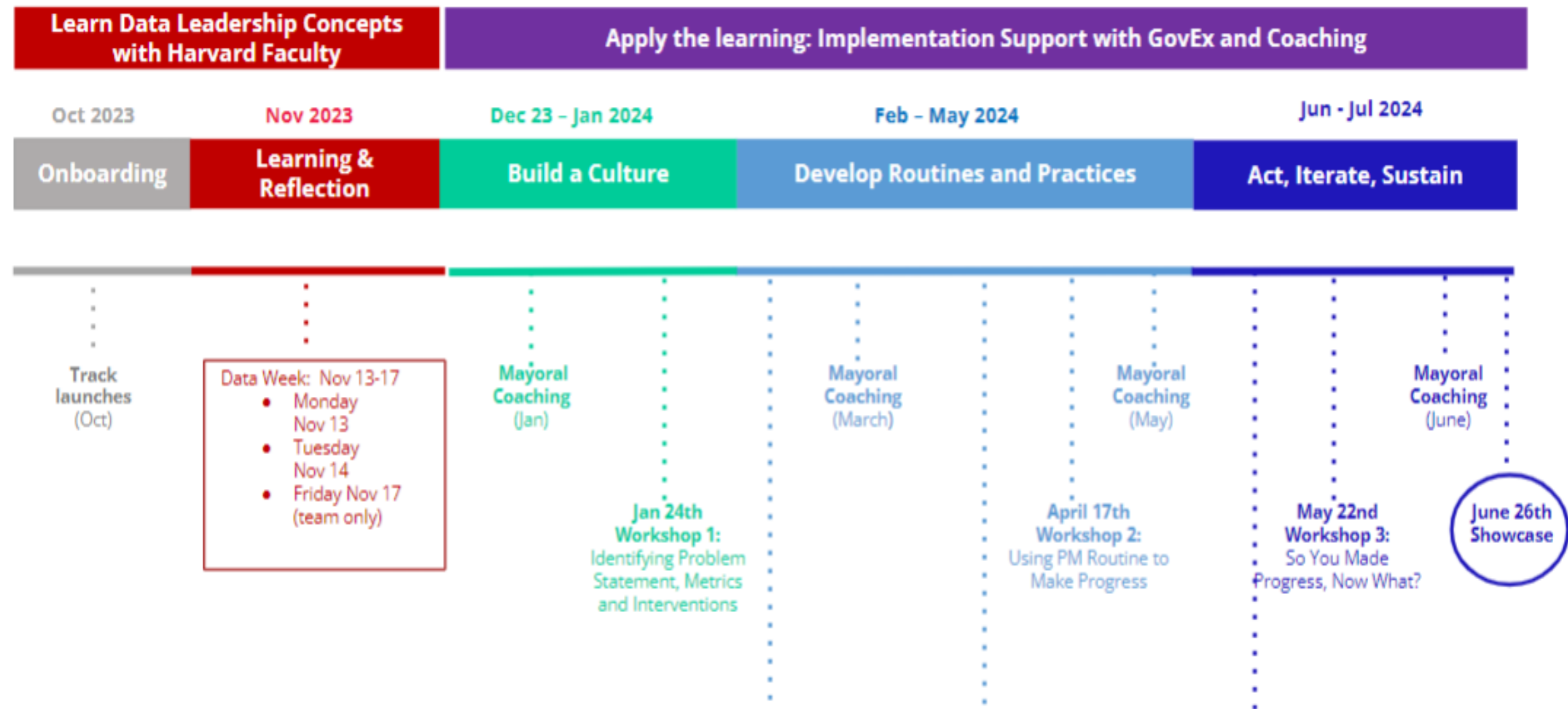
## Gun Related Statistics 2020 -2024



# Bloomberg Harvard Cities Leadership Initiative: Data Track

- Initiated by Mayor Harvey Ward
- Lead by a multi-department team of City leaders alongside Bloomberg data coaches to strengthen evaluation metrics and performance routines with City processes to sustain ONOP GNV.
- October 2023 – July 2024

# Program Timeline & Points of Engagement







## ONOP GNV Data Report

# Phase One: Summer 2023

# Phase 1: Community Listening



**57** ➤ **650+**

events in  
Gainesville

community  
members engaged

## Community Listening

Our **202** surveyed participants were:

- **88%** youth (under 25 years old)
- 46% male, 42% were female, 7% non-binary, and 4% transgender
- 48% black or African American, White/European American (11%), Hispanic (11%), or Asian (11%)
- Represented of **ALL 16 zip codes** across Alachua County

## Partners

- Alachua County Public Schools
- Alachua County Victim's Services and Rape Crisis Center
- Meridian Behavioral Healthcare
- ONOP National
- SPARC325
- UF Center for Arts, Migration & Entrepreneurship
- UF College of the Arts
- UF Health Shands Arts in Medicine

## Awardees

**20** summer youth arts and well-being programs

# Phase 1: Community Listening

## Phase I Trends – Community and Youth Voices

### ARTS

- Culturally representative arts
- Focus on visual arts, performance, and music
- Arts programs in under-resourced areas
- Underrepresented arts programs for youth

### WELL-BEING

- Prioritize high risk youth
- Promoting feelings of safety at multiple levels
- Skills-building programs for youth
- Incorporation of additional valued activities

### Youth Steering Committee

12 Gainesville youth engaged to discuss the **WHO's**, **HOW's** and **WHAT's** of solving youth gun violence

### Our Outreach

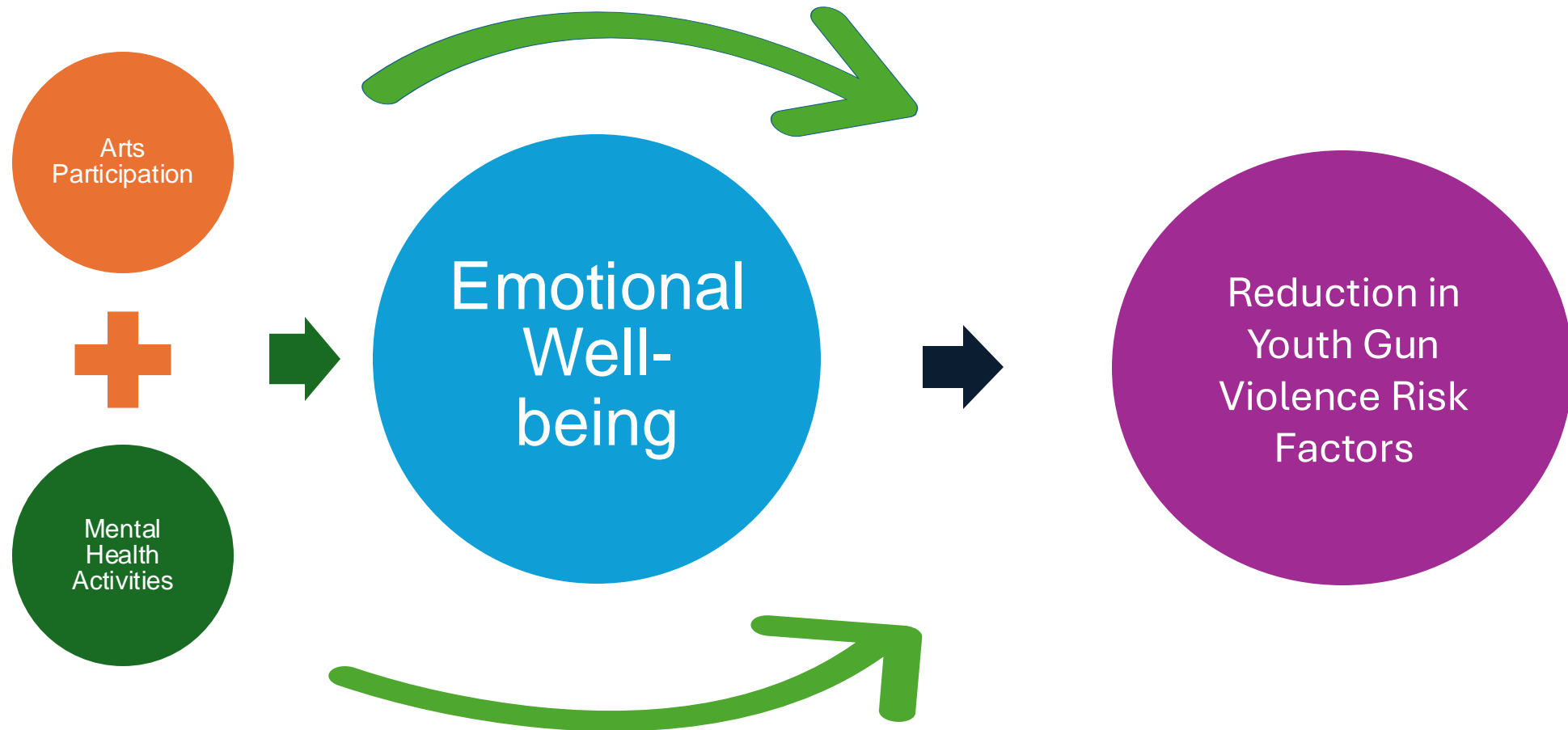
**73** additional artists, organizations, and partners engaged



# Phase Two: January – August 2024

<b>Organization/Program</b>	<b>Arts Activities</b>	<b>Wellbeing Activities</b>
Aces in Motion – Healing Through Music and Sport	Songwriting, painting	Group counseling
BLSSD Future – Everybody in a Jam!	Dance	Counseling presentations
Community Impact Corporation – UF Life	Performing arts: Dance, drumming, acting, stepping, singing; Photography, media production	Botvin Life Skills Training with Meridian Healthcare: self-esteem and confidence, resist peer pressure, improve stress management, cope with anxiety, increase knowledge of the consequences of substance use
Dream on Purpose – Filming with a Purpose	Filmmaking, drawing, graphic design	Weekly group discussions with a licensed mental health therapist; Additional 1-1 support was available; Journaling; Emotional literacy and expression; Coping skills
Hippodrome Theatre – Lend Me Your Ears	Theatre, Script writing, visual art/self-portraits, poetry	Group emotional awareness sessions with River Phoenix, Well-ness check-ins with facilitator
Willie Mae Stokes Community Center – Who's in the Box?	Dramatic Theatre	Conflict resolution skills, mental health professional onsite for event
Alachua County Public Schools	Band performances, choir	Team building, positive peer relationship development
UF Center for Arts, Migration and Entrepreneurship	Theatre, poetry, storytelling, digital arts, music, dance, African music festival	Communication, resilience, positive social relationships, healing from trauma
UF Shands Arts in Medicine	HeART wall mosaics, visual art, music, spoken word, songwriting, theatre, writing, poetry	Coping skills

# Evaluating Our Program: Theory of Change



# Metrics & Design

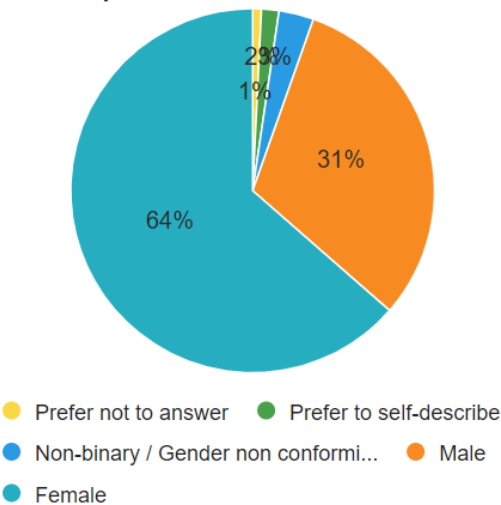


- Same survey given at 3 time points
- Arts Participation
- Well-being Activities Participation
- Assess Baseline Familial Socio-Economic Risk Factors
  - Basic Needs
  - Housing and Job Stability
  - Educational Attainment
  - Family Activities
- Assess change over time
  - Mental Health Risk Factors
    - Emotional Well-being in the last 7 days
    - Socioemotional Functioning
  - Gun Violence Risk Factors
    - Attitudes Towards Guns
    - Exposure to Guns
- Post – Program Evaluations: Successes and Barriers

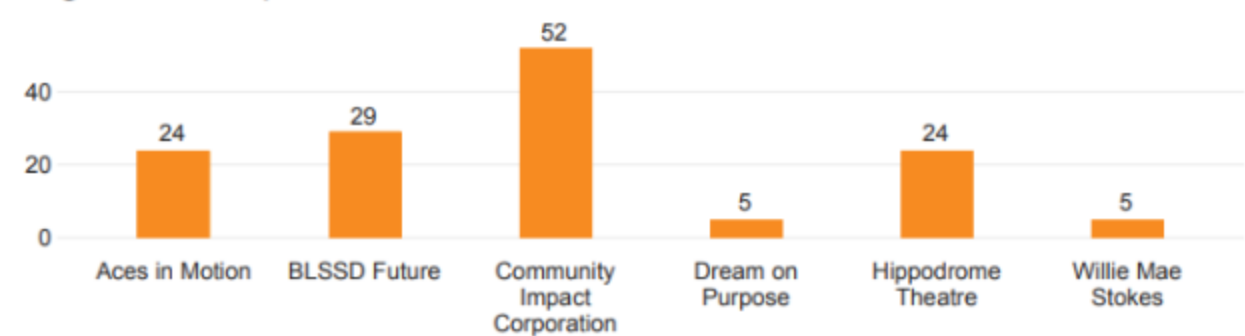


# Demographics

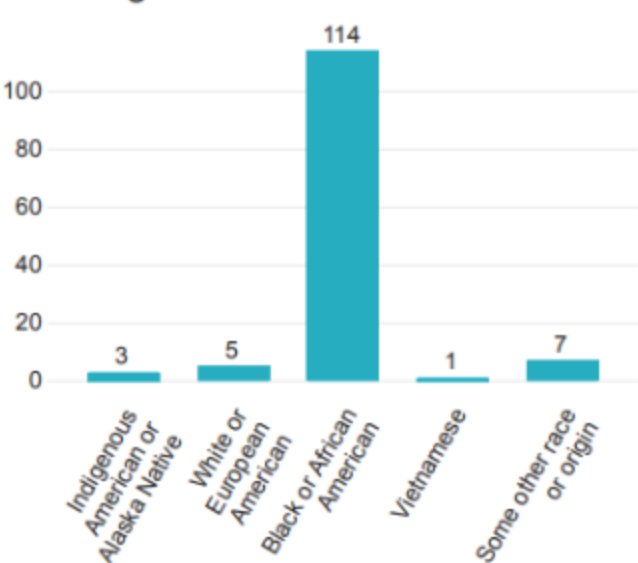
Self-Reported Gender



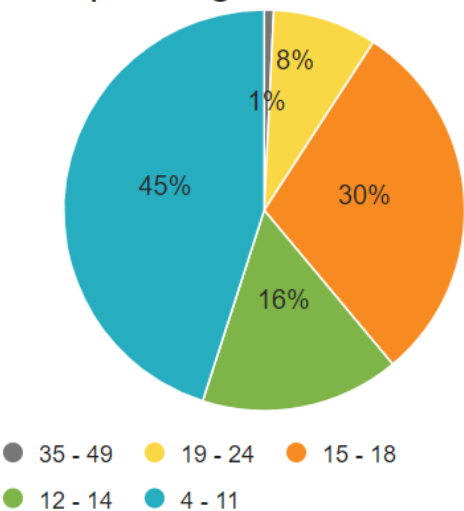
Program Participants = 139 Total



Race/Origin



Participant Age

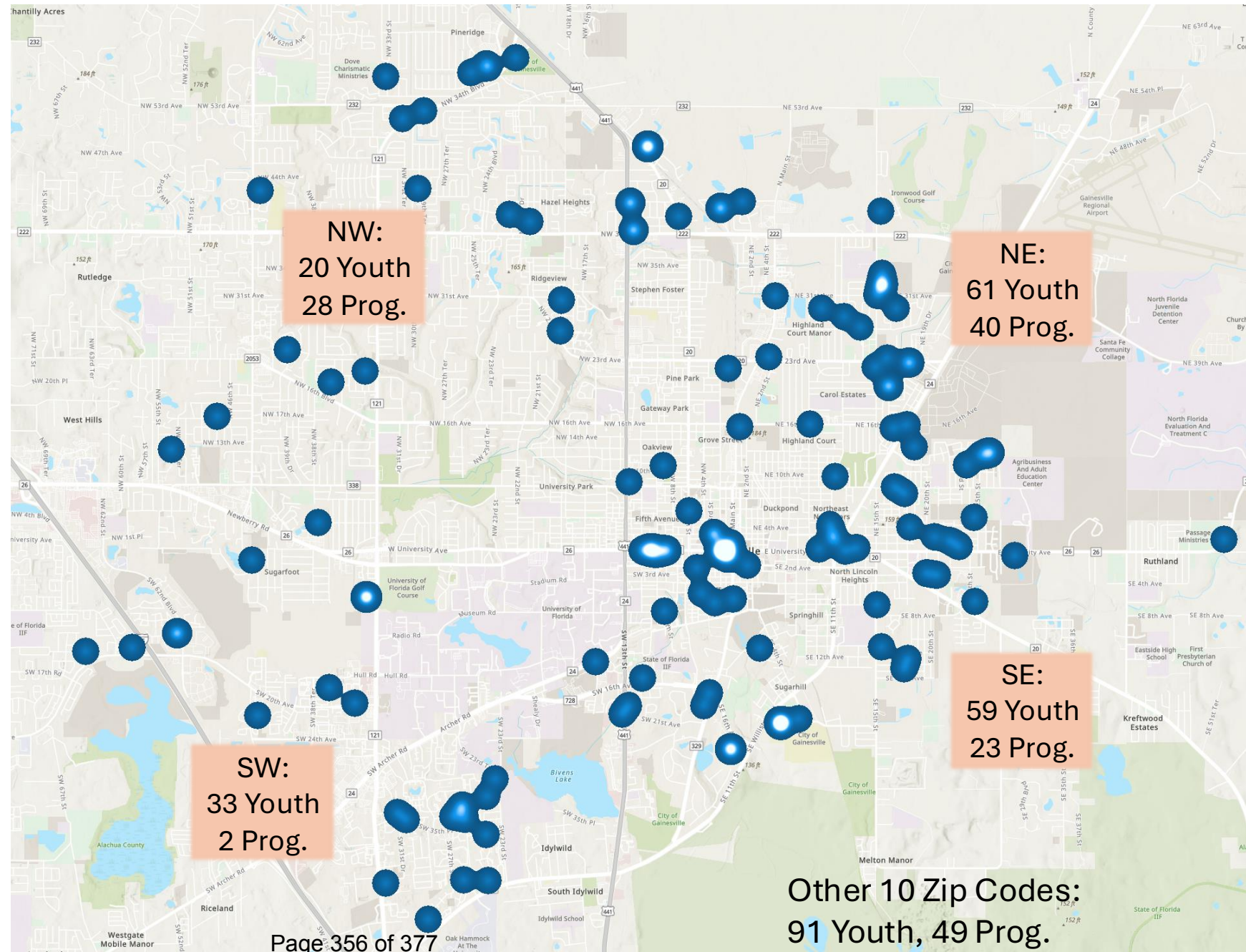


# Participant and Program Mapping By Risks

City of Gainesville

EMS Calls for  
Shooting-Related  
Incidents

2018-2024



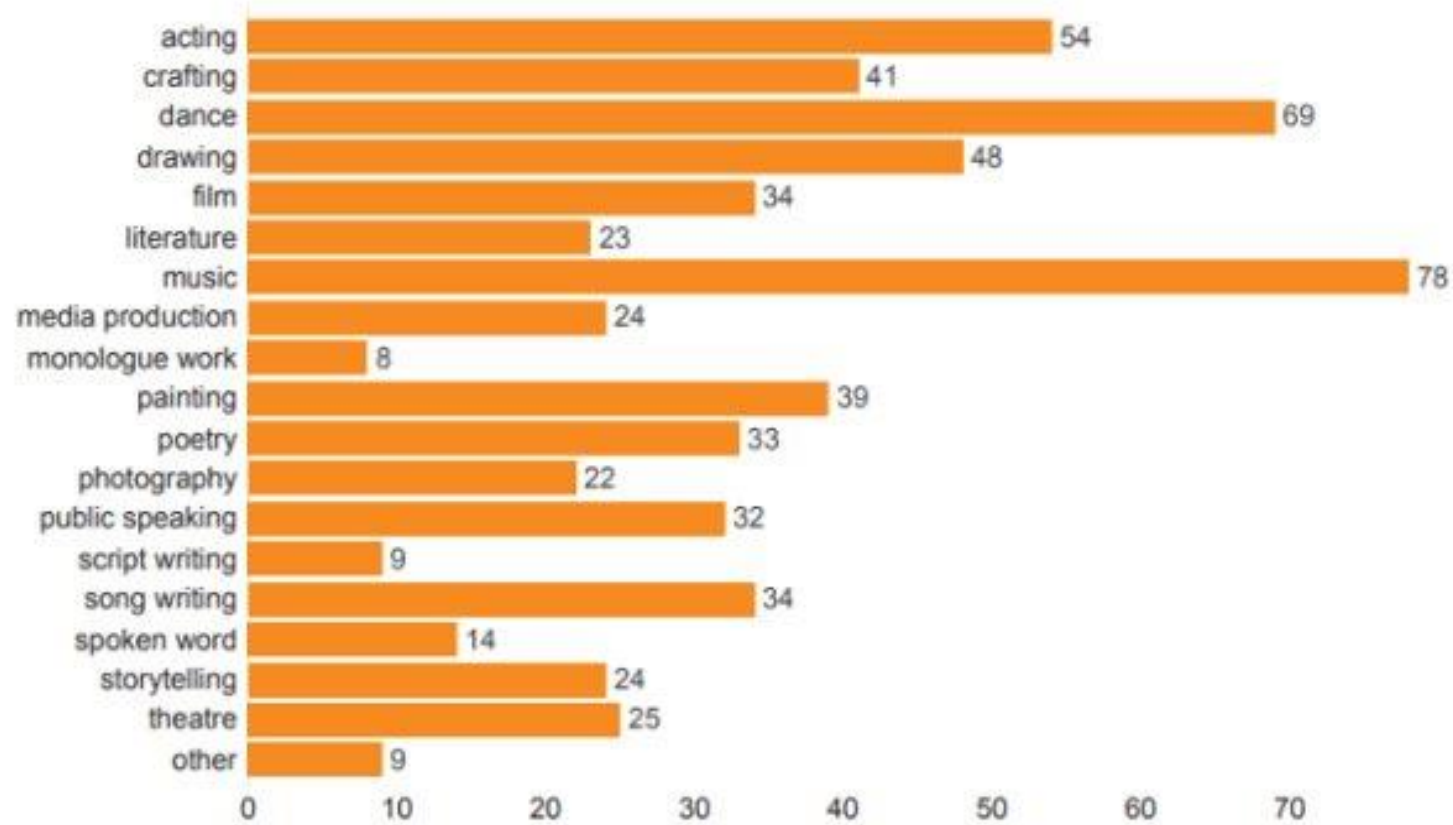
# Socioeconomic Baseline Risk Factors



- Stability of home life
  - Parental education
  - Parent changing job
  - Moved where they lived
  - Family activities
- Access to Basic Needs
  - Food
  - Housing
  - Medical care

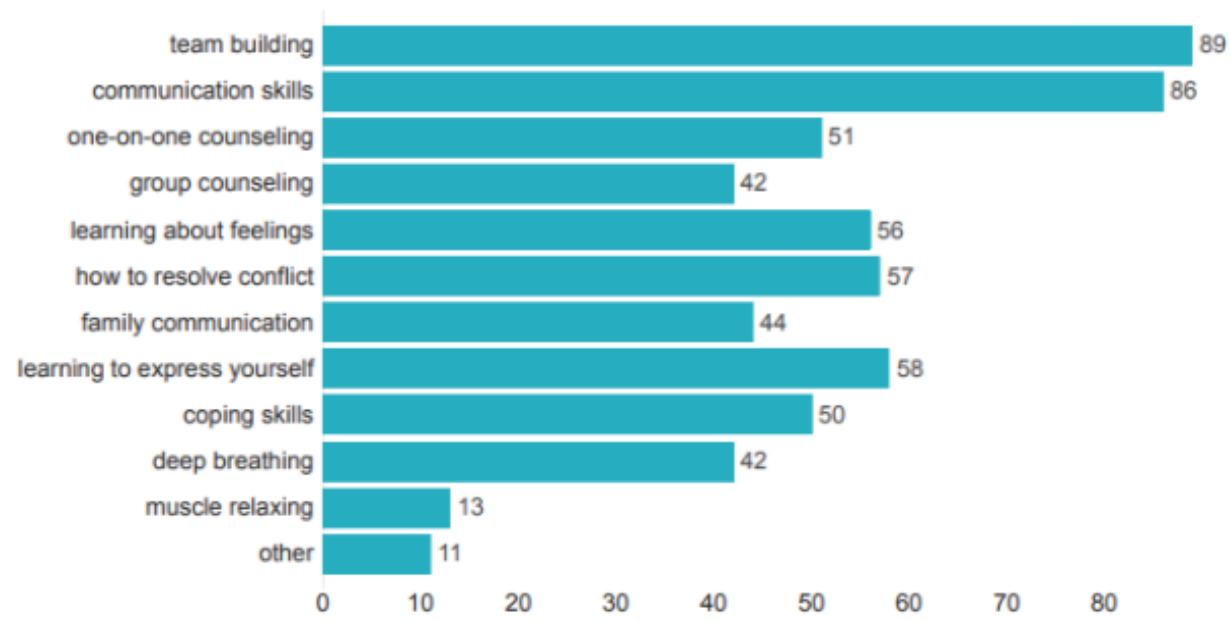
# Most Participated in Arts/Cultural Activities

Arts and Culture Activities



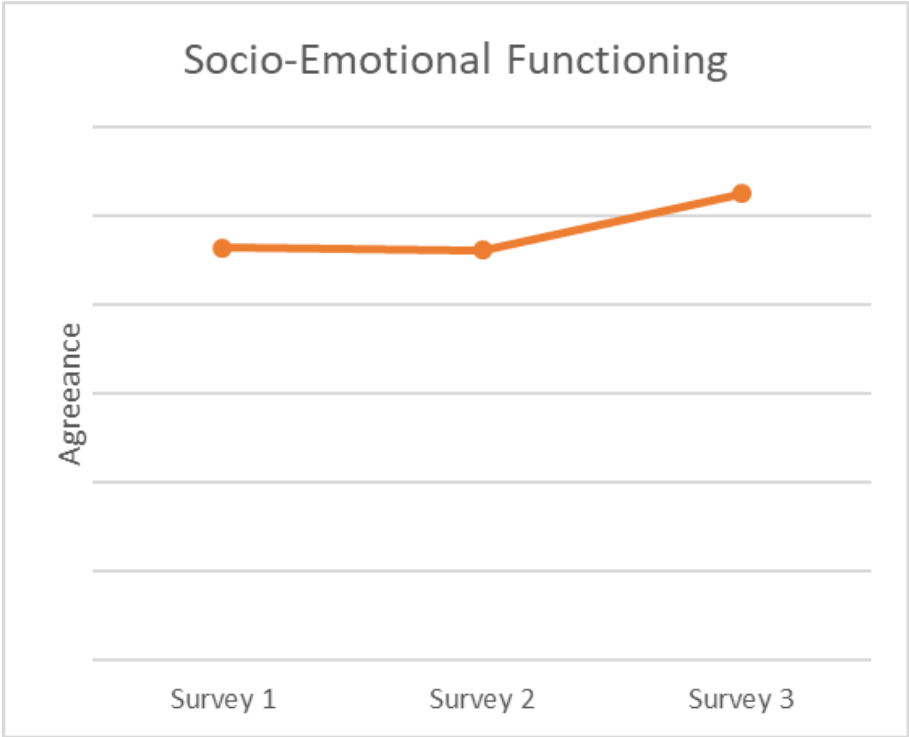
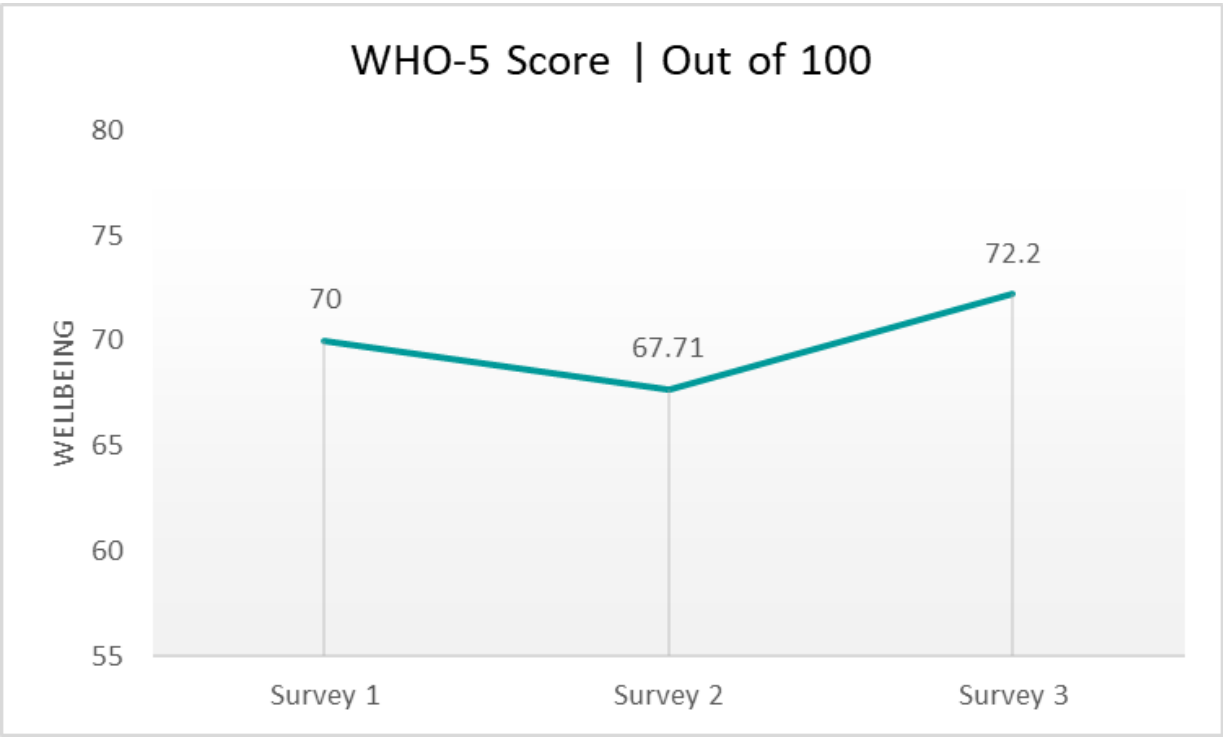


Mental Health, Wellness, and Emotional Well-Being Activities



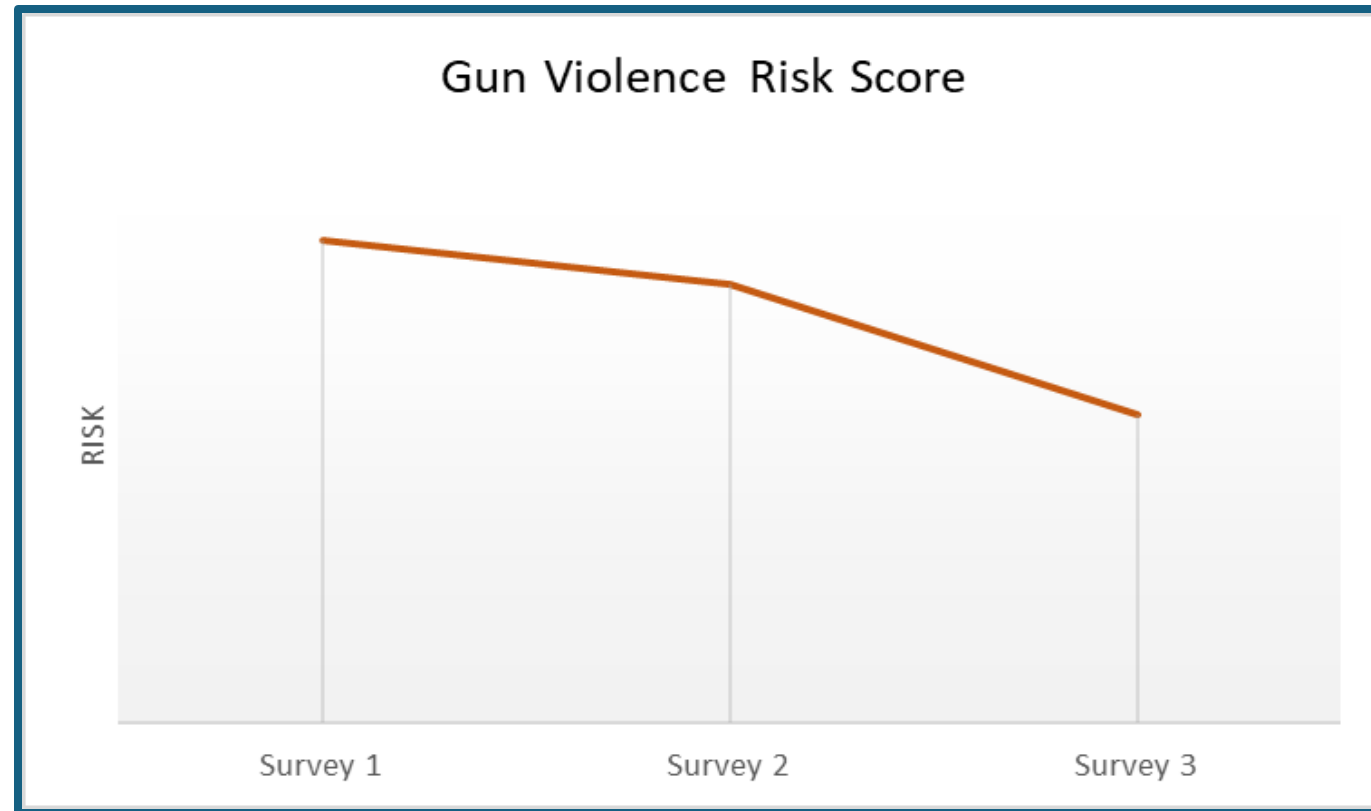
Most Participated in Well-being Activities

# Mental Health and Well-being Trends



Youth participants' current emotional well-being, and overall socio-emotional functioning improved over time while in our programs

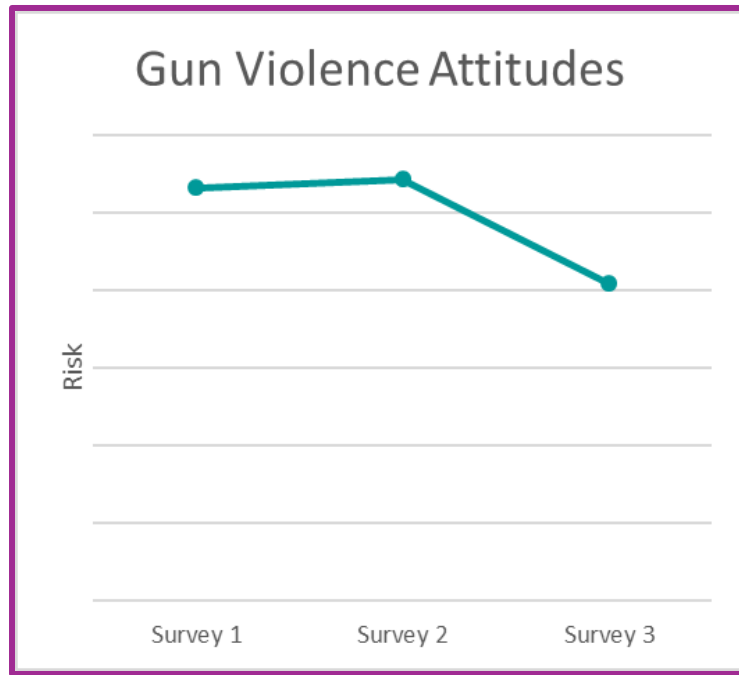
# Gun Violence Risk Factors



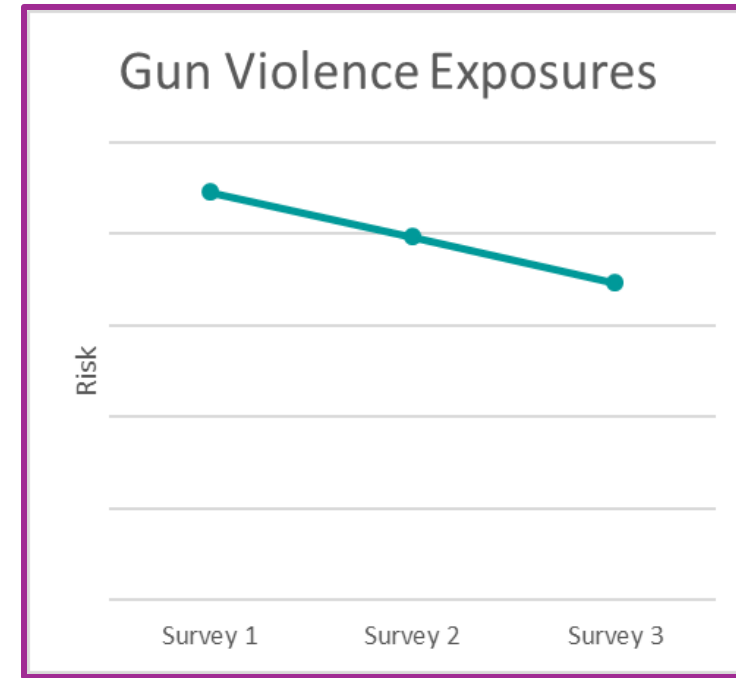
$p=0.0079^*$

- Gun Violence Risk Factors showed a **statistically significant decrease** in youth who participated in our programs.

# Gun Violence Risk Factors



p=0.1023\*



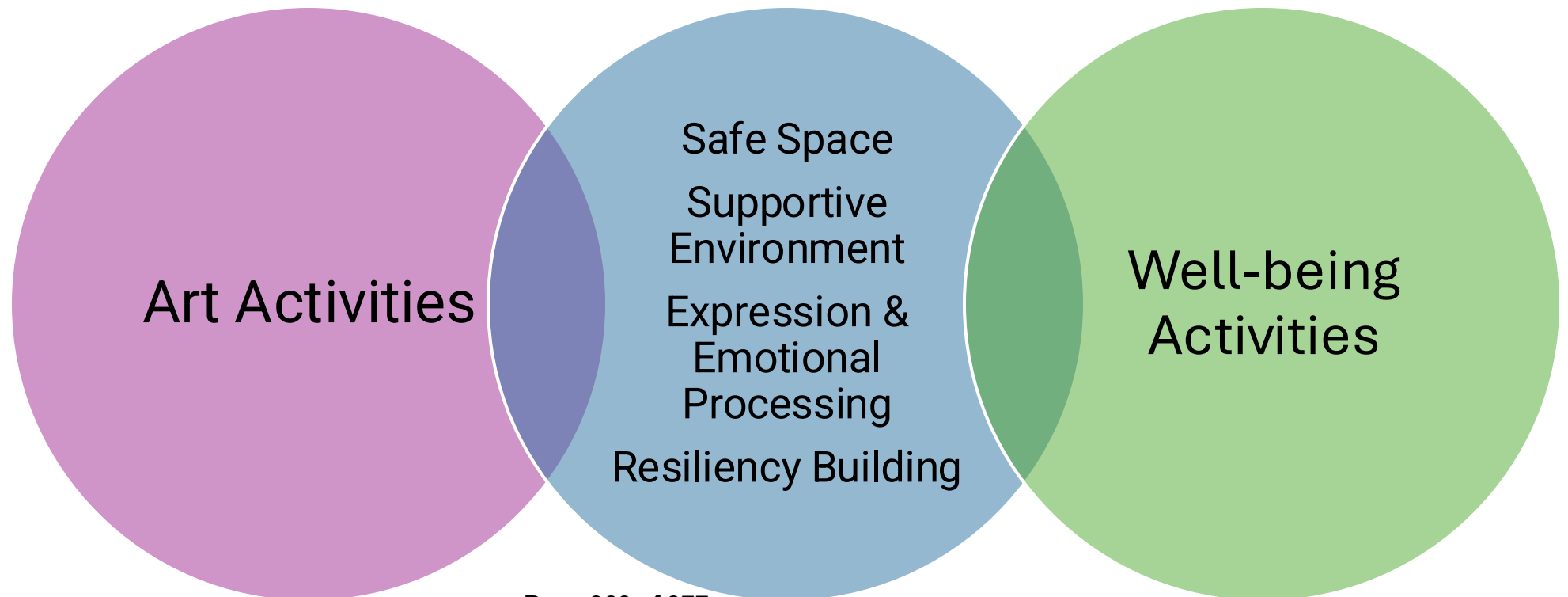
p=0.0018\*

- Youth Attitudes toward Gun Violence **Improved** (reported less agreement with risky attitudes toward guns)
- Youth Exposure to Gun Violence and Unsafe Conditions **Decreased**



# Why Did We Find These Results?


- Integrated Well-being with Art Activities
- Compound Benefits & Effects
- Youth Driven
- Intentional Engagement



# Best Practices



# Building Collaboration Across Sectors



- **Invite expertise from within**
  - Start with a core team of internal inter-disciplinary individuals
- **Build external partner teams across sectors**
  - Art: Local artists, based within communities you plan to reach
  - Mental Health/Well-Being: Representative and experienced in youth, trauma and community-based programming
  - Youth Serving Organizations: schools, non-profit organizations embedded within communities with higher risks
  - Public Safety: Information sharing, data, intervention planning
- **Ask who has been historically excluded?**
  - Youth Voice: Particularly individuals with lived experience and with high risk factors for gun violence
- **Build in contingencies**
  - Include multiple representatives from each sector
  - Formal partner agreements
- **Engage and connect partners early in the planning**



# Cross Sector Collaborations

---

- 29 youth arts and well-being programs funded
- 85 additional artists, organizations, and partners engaged
  - Public Schools
  - University of Florida College of Arts
  - University of Florida Health – Center for Arts in Medicine
  - Mental Health
  - County Victim Services
  - Public Safety





# Recruiting Your Intended Audience:

## Engaging Youth At High Risk



**Identify High Risk Areas:** Locate programming where it is accessible



**Collaborate:** Work with youth-serving, faith, and community-based organizations with existing relationships and expertise, start early



**Marketing:** Social Media (IG & FB), Email



**Engagement:** Recruit at specific community events, community flyers, use trusted messengers in high-risk areas (calls, texts), partner sharing



**Anticipate Barriers:** Transportation, hours (time and frequency), attendance requirements

# Selecting Your Arts Activities

---

## Methods:

- Ask Youth: Exploratory data collection
- Engage local community artists
- Embed arts activities into existing programs that engage youth at high-risk
- Allow youth to create their own projects: music, monologues, dance, movies/videos
- Showcase and celebrate youth creations

## What we learned that youth want:

- Culturally representative (minorities), diverse, and inclusive art
- Visual arts, performance, music
- Under-represented forms of art/culture

# Selecting Well-being Activities and Metrics

## Methods:

- Ask youth: Exploratory data collection
- Integrate well-being activities into normal program routines
- Engage culturally representative and community-based mental health professionals
- Select empirically validated measures: WHO-5
- Include multiple measures: current well-being score and overall socio-emotional functioning

## What we learned that youth want:

- To feel safe (personal, family, community)
- Skill building activities: conflict resolution, socio-emotional skill building, building positive peer relationships

# Assessing Impact: Gun Violence Outcome Measures

## Methods:

- Ask youth: data collection with youth (surveys and steering committee)
- Trauma Considerations: Trusted facilitator, paired with well-being activities, allowed safe space to process
- Assessing Gun Violence Risks: asked youth about their attitudes toward guns, feelings of safety and violence, community exposure

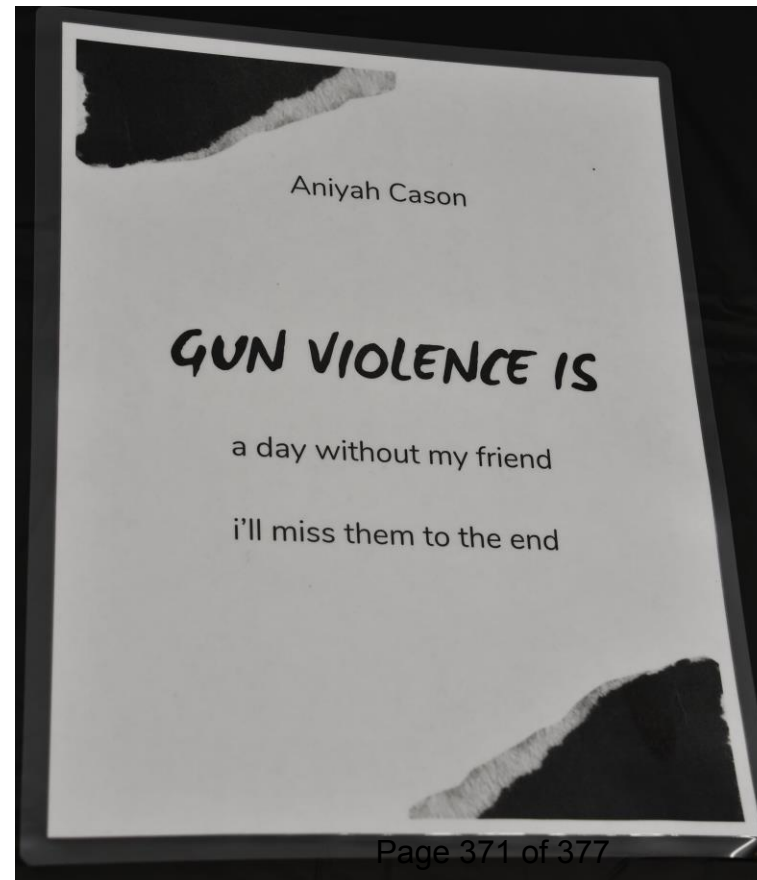
## Assumptions:

- Attitudes toward guns, history of violence, and prior exposure are correlated with risks of future gun violence
- Youth with lived experience and prior impact are best able to inform discussions and strategies



# Engage Intentionally

---





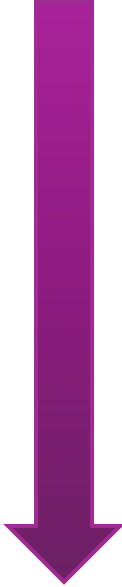
“WE HAVE A POWERFUL POTENTIAL IN OUR YOUTH, AND WE MUST HAVE THE COURAGE TO CHANGE OLD IDEAS AND PRACTICES SO THAT WE MAY DIRECT THEIR POWER TOWARD GOOD ENDS.”

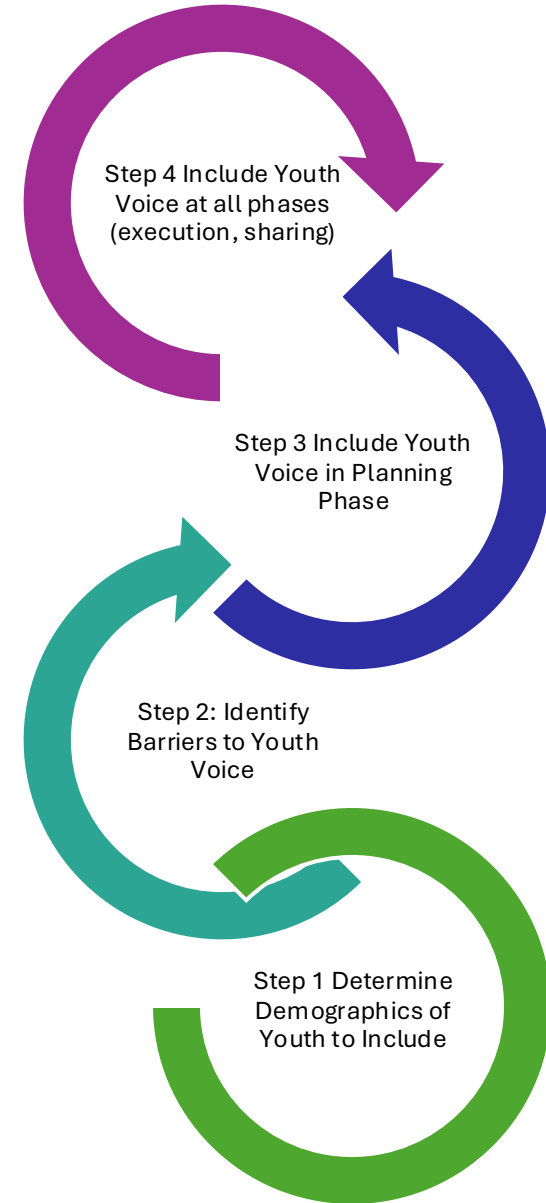
MARY MCLEOD BETHUNE

---

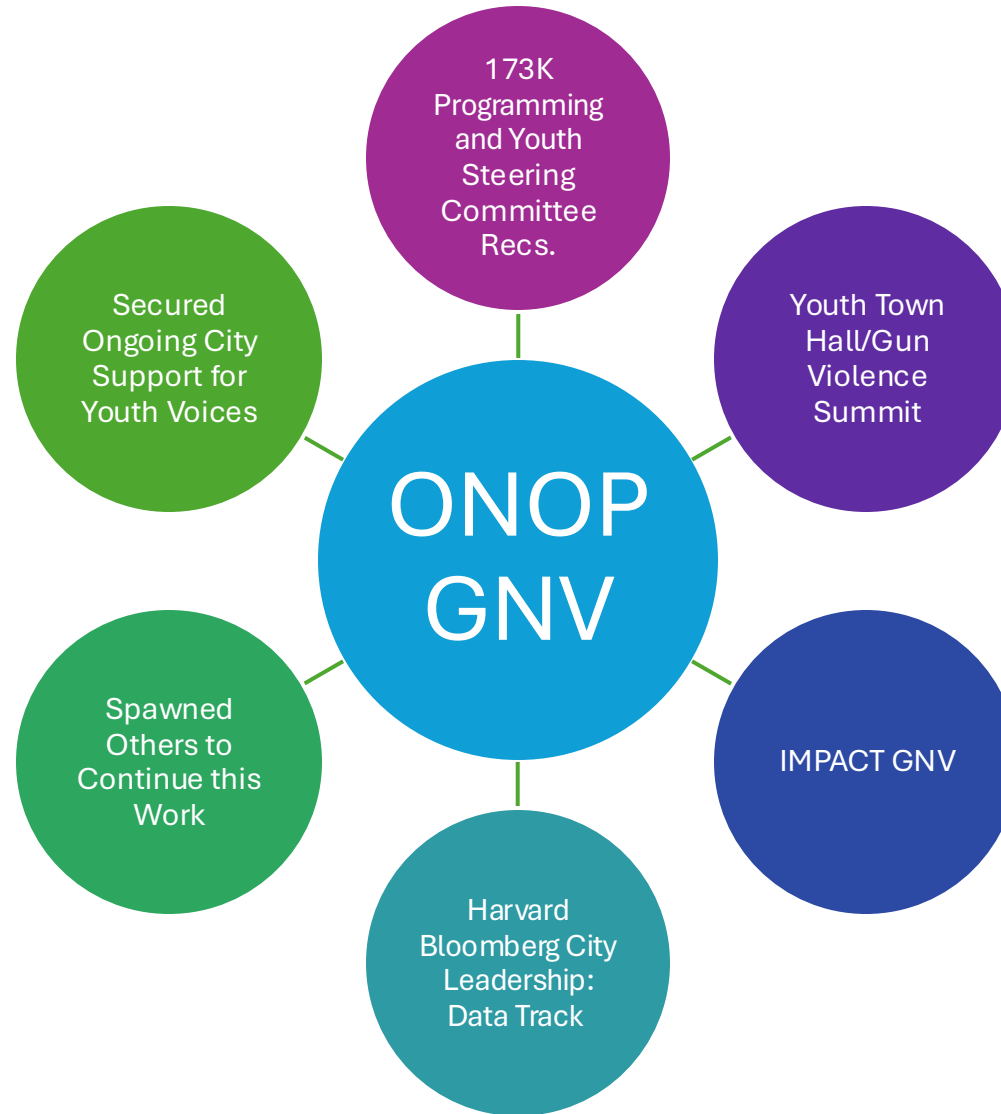
## Elevating Youth Voices: Digging a Little Deeper

# Strategies to Include Youth Voice

- 
- Data Collection
  - Marketing and Branding
  - Youth Representatives at Programs and Events
  - Consider having a Youth Steering Committee
  - Let Youth Tell Their Story
  - Connect Youth to the Bigger Picture
- 
- Advocate for Youth Voice at all levels
    - Internal and External communication

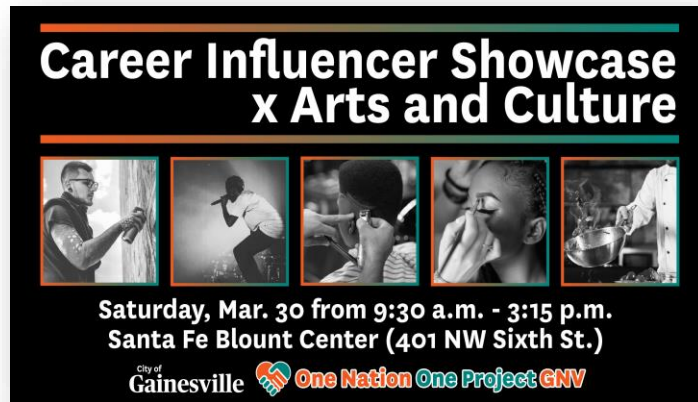


# Our Impact





# Considerations for Government and Community Programming



- Impact takes time:
  - Ongoing and recurring programming is desired by youth: trust & relationships
  - Youth satisfaction and data responses improve over time
  - Mental health and well-being may initially dip before improving
- Interdepartmental teams for complex projects
- Administrative support and staffing
- Ongoing funding for arts and wellbeing initiatives
- Data collection and analysis tools/support

# Next Steps

- Best practices guide for online and print publication
- ONOP GNV final data report for publication
- Further data analysis of project findings
- Allocation of unused ONOP ARPA funding



# Thank you!

- Cherie Kelly, M.A.
  - Youth Services and Educational Programs Manager, Department of Parks, Recreation and Cultural Affairs
- Brandy Stone, MPH, CPH
  - Director of Community Health Initiatives, Gainesville Fire Rescue
- Brittany Coleman, MA
  - Gun Violence Intervention Program Manager, Gainesville Fire Rescue